

Aerial work platform spare parts

Call 616-796-1288



AWP SPARE PARTS

Welcome to Intella

Welcome to Intella Liftparts®! We're glad you've taken the time to check us out.

We're a subsidiary of VanGent Forklift Parts BV based in Nijmegen, The Netherlands. Van Gent started nearly 40 years ago and has been servicing customers all around the world with quality aftermarket parts for brands like Hyster, Toyota, JLG, Genie, Caterpillar, and many more.

Intella has been based in Holland, Michigan since 2007. We offer competitively priced parts for all major brands of lift trucks and aerial equipment. We source parts all around the world to save our customers money!

If you are looking for specific pricing, you will need access to our online webshop. Call/email today for access to this powerful website which will allow you to see our complete inventory, get prices, and place orders.

We look forward to doing business with you!

Contact us at:

616-796-1288

www.intellaliftparts.com

12491 Superior Court

Holland MI 49424



Please check our website for our current return policies and procedures.

Battery chargers	1	Worklights LED	26
Joysticks		Strobe lights	
Genie	2	Normal	28
JLG	3	LED	29
SkyJack	4	Keep out zone light	30
Wheels		Safety decals	31
Genie	5	Emergency switches	32
Haulotte	6	Foot switches	33
JLG	7	Indicators	34
Skyjack	8	Forks	
Complete sets	10	E-forks	35
Tires all terrain		Taper forks	36
Genie	11	Special forks	38
JLG	14	Battery connectors	39
Safe tread	17	Gassprings	41
Horns	18	Contactors	45
Chain	20		
Bu alarms	23		
Blue Spots®	25		

Terms and conditions

Payment Terms

On approved accounts, terms are net 30 days, 1% Interest (Late Fees) may be charged on past due invoices.

Credit card orders. We will run the charge on your credit card immediately after we ship your order. If you use a credit card to pay your open account after 30 days, a 3% fee will be added.

Returned Checks: Intella Liftparts Inc. charges \$25.00 for each redeposit of a returned check. Intella Liftparts Inc. reserves the right to increase this charge without prior notice. Your account may be placed on credit hold if we experience repeated returned checks from your firm.

Shipping

- We normally ship items that are listed in our catalog the same day, provided orders are received by 5:00pm eastern time.
- If you want to cancel an order, you must cancel before 5:00pm eastern time. If you cancel after we ship, you are responsible for all freight charges (inbound and outbound).
- All payments must be made in US currency. Export customers please provide detailed instructions on your customs broker.
- If you find a part missing in your order, you must call us immediately. We will ship out shortages due to our error immediately, provided parts are in stock. Freight charges for the missing parts are on us if we mess up.
- We work with UPS and most major carriers. Please keep in mind that your carrier may have an earlier pick up time than UPS; our order cutoffs are based on our UPS pick up time. We'll try to work with your carrier and save us all some money on freight.

Prices are good until we change them. We'll try to keep you posted on any major changes.

Stockorders

If the total amount of your order before freight exceeds \$500, we'll pay the surface freight to your facility. We get to choose what freight carrier we use (unless you can give us a real good reason to use someone else). If items were backordered on your stockorder, backorder releases will be shipped freight prepaid.

If your order exceeds \$500 and you want it shipped air, the freight is your responsibility.

Exceptions

The following products are all priced F.O.B. Holland Michigan
"Freight Included" pricing can be provided upon request.

- Chain
- Seats
- All Drop-Ship Items
- Forklift jacks
- Forks (special freight program; please ask us)
- Non stock, special order items

This list is subject to change without notice.

Battery chargers

PART# 03391030	HAULOTTE HFX 12-24/30
	

PART# 03392419	ORANGEPARTS HF 24V 19A
	










PART# 03392425	ORANGEPARTS HF 24V 25A
	

PART# 03393000	ORANGEPARTS HF 24V 25A
	

PART# 03393001	ORANGEPARTS HF 24V 25A
	

Joysticks

Genie

PART# 24495 	USED FOR Z45-25JRT, Z60-34RT, S60, S65, S80 AND S85
PART# 40613 	USED FOR S60, S65, S80 AND S85
PART# 42032 	USED FOR Z30-20N, Z34-22N AND Z45-22DC
PART# 44988 	USED FOR GS1930, GS2032, GS2046, GS2632, GS2646 AND GS3246
PART# 56773 	USED FOR Z30-20N, Z34-22N, Z34-22DC AND Z45-25JDC
PART# 62161 	USED FOR GS1930, GS2032, GS2646, GS3246, GS2668RT, GS3268RT AND GS5390RT
PART# 78903 	USED FOR GR12, GS1932, GS2646, GS3246 AND GS5390RT
PART# 101174 	USED FOR Z45-25JRT, Z60-34RT, S85 AND S125
PART# 111415 	USED FOR Z45-25JRT, Z60-34RT, S85 AND S125

Joysticks

JLG

PART# 160094 **USED FOR**
NO INFO



PART# 1600141 **USED FOR**
45HA, 60HA, 80HX+6 AND 150HAX




PART# 1600175 **USED FOR**
30E, 35E, 40E AND 45E



PART# 1600276 **USED FOR**
E-SERIES



PART# 1600282 **USED FOR**
E2 AND E3-SERIES




PART# 1600283 **USED FOR**
600AJ, 800AJ AND 460SJ



PART# 1600287 **USED FOR**
450A, 450AJ AND 120SXJ



PART# 1600295 **USED FOR**
E2 SERIES



PART# 1600308 **USED FOR**
260MRT, 330-400CRT, 3394RT AND
4394RT




PART# 1600403 **USED FOR**
260MRT, 3369LE, M3369, 4069LE,
M4069, 3394RT AND 4394RT



AWP SPARE PARTS


Joysticks

SkyJack

PART# 103334	USED FOR NO INFO
	

PART# 122972	USED FOR NO INFO
	

PART# 124820	USED FOR NO INFO
	

PART# 132537	USED FOR NO INFO
	

PART# 138225	USED FOR NO INFO
	

PART# 159108	USED FOR SJIII3219, SJIII3226, SJIII4620 AND SJIII4626
	

Wheels

Genie

PART# 36553



BOLTS NOT INCLUDED
MODEL INFO -
WEIGHT (LBS) 115
TIRE SIZE 22X7X173/4 SM
RIM SIZE -
TIRE GREY / NONMARKING
TREAD PATTERN -
WHEEL -
USED ON GENIE

PART# 57998



BOLTS NOT INCLUDED
MODEL INFO -
WEIGHT (LBS) 14.59
TIRE SIZE 10X3
RIM SIZE 3.00-8
TIRE GREY / NONMARKING
TREAD PATTERN RIB
WHEEL CAST
USED ON GENIE

PART# 94908



BOLTS NOT INCLUDED
MODEL INFO -
WEIGHT (LBS) 113.82
TIRE SIZE 22X7
RIM SIZE 7X 17 3/8 CAST I
TIRE GREY / NONMARKING LUG
TREAD PATTERN LUG
WHEEL FABRICATED WHEEL(8HOLES)
USED ON GENIE

PART# 94909



BOLTS NOT INCLUDED
MODEL INFO -
WEIGHT (LBS) 113.71
TIRE SIZE 22X7
RIM SIZE 7 X 17 3/8 CAST II
TIRE GREY / NONMARKING LUG
TREAD PATTERN LUG
WHEEL FABRICATED WHEEL(9HOLES)
USED ON GENIE

PART# 105122



BOLTS NOT INCLUDED
MODEL INFO -
WEIGHT (LBS) 32.27
TIRE SIZE 12X4 1/2
RIM SIZE 4 1/2X10 CAST
TIRE GREY / NONMARKING LUG
TREAD PATTERN LUG
WHEEL CAST
USED ON GENIE

PART# 105454




BOLTS NOT INCLUDED
MODEL INFO -
WEIGHT (LBS) 47.74
TIRE SIZE 15X5
RIM SIZE 5X12 1/2 CAST
TIRE GREY / NONMARKING LUG
TREAD PATTERN LUG
WHEEL CAST
USED ON GENIE

Wheels

Haulotte

PART# 2820302890		
	BOLTS MODEL INFO	NOT INCLUDED COMPACT 8, COMPACT 10, COMPACT 10N, COMPACT 12, COMPACT 14
	WEIGHT (LBS) TIRE SIZE RIM SIZE TIRE	49.73 15X5 5X12 1/2 CAST II GREY / NONMARKING
	TREAD PATTERN WHEEL	LUG CAST
	USED ON HAULOTTE	

PART# 2820302920		
 <p>Picture not Available</p>	BOLTS MODEL INFO	NOT INCLUDED -
	WEIGHT (LBS) TIRE SIZE RIM SIZE TIRE	33.04 12X4 1/2 4 1/2X10 CAST GREY / NONMARKING
	TREAD PATTERN WHEEL	LUG CAST
	USED ON HAULOTTE	

Wheels

JLG

PART# 2915012



BOLTS INCLUDED
M12X1.5X22

MODEL INFO 1230ES, 1930ES

WEIGHT (LBS) 22.1

TIRE SIZE 323X100

RIM SIZE 4X10 3/4 CAST

TIRE GREY / NONMARKING

TREAD PATTERN LUG

WHEEL CAST

USED ON JLG

PART# 2915013



BOLTS INCLUDED
M12X1.5X22

MODEL INFO 2030ES-2630ES-2646ES-3246ES

WEIGHT (LBS) 40.34

TIRE SIZE 406X125

RIM SIZE 4.75X14 CAST

TIRE GREY / NONMARKING

TREAD PATTERN LUG

WHEEL CAST

USED ON JLG

PART# 4520174



BOLTS NOT INCLUDED

MODEL INFO -

WEIGHT (LBS) 41.55

TIRE SIZE 16X5

RIM SIZE 5X12 1/2 CAST II

TIRE GREY / NONMARKING

TREAD PATTERN RIB

WHEEL CAST

USED ON JLG

PART# 4520176



BOLTS NOT INCLUDED

MODEL INFO 2033E, 2646E, 2658E, 2032E2, 2632E2, 2646E2, 3246E2, 2033E3, 2646E3, MEC 3247E5

WEIGHT (LBS) 41.55

TIRE SIZE 16X5

RIM SIZE 5X12 1/2 CAST I

TIRE GREY / NONMARKING

TREAD PATTERN RIB

WHEEL CAST

USED ON JLG

PART# 4520177



BOLTS NOT INCLUDED

MODEL INFO 1532E, 1932E, 1532E3, 1932E3, MEC1932ES

WEIGHT (LBS) 34.92

TIRE SIZE 14X4 1/2

RIM SIZE -

TIRE GREY / NONMARKING

TREAD PATTERN LUG

WHEEL CAST

USED ON JLG

PART# 4860182



BOLTS NOT INCLUDED

MODEL INFO 1532E2, 1932E2, SNORKEL S1930E

WEIGHT (LBS) 27.56

TIRE SIZE 12.5X4.25

RIM SIZE -

TIRE GREY / NONMARKING

TREAD PATTERN -

WHEEL -

USED ON JLG

AWP SPARE PARTS

Wheels


Skyjack


PART# 108020		
	BOLTS	NOT INCLUDED
	MODEL INFO	SJ3215, SJ3219
	WEIGHT (LBS)	15.4
	TIRE SIZE	200X8 WHITE
	RIM SIZE	-
	TIRE	-
	TREAD PATTERN	-
	WHEEL	-
	USED ON SKYJACK	

PART# 108022		
	BOLTS	NOT INCLUDED
	MODEL INFO	SJ3215, SJ3219
	WEIGHT (LBS)	16.95
	TIRE SIZE	200X8 WHITE
	RIM SIZE	-
	TIRE	-
	TREAD PATTERN	-
	WHEEL	-
	USED ON SKYJACK	

PART# 108876		
	BOLTS	NOT INCLUDED
	MODEL INFO	-
	WEIGHT (LBS)	38.58
	TIRE SIZE	4.00-8/3.75BRK
	RIM SIZE	-
	TIRE	GREY / NONMARKING
	TREAD PATTERN	-
	WHEEL	-
	USED ON SKYJACK	

PART# 108877		
	BOLTS	NOT INCLUDED
	MODEL INFO	-
	WEIGHT (LBS)	38.58
	TIRE SIZE	4.00-8/3.75BRK
	RIM SIZE	-
	TIRE	GREY / NONMARKING
	TREAD PATTERN	-
	WHEEL	-
	USED ON SKYJACK	

PART# 125785		
 Picture not Available	BOLTS	NOT INCLUDED
	MODEL INFO	SJ3220, SJ3226,
	WEIGHT (LBS)	30.75
	TIRE SIZE	16X5
	RIM SIZE	5X12 CAST I
	TIRE	GREY / NONMARKING
	TREAD PATTERN	LUG
	WHEEL	CAST
	USED ON SKYJACK	

PART# 125786		
 Picture not Available	BOLTS	NOT INCLUDED
	MODEL INFO	SJ3220, SJ3226,
	WEIGHT (LBS)	33.9
	TIRE SIZE	16X5
	RIM SIZE	5X12 CAST II
	TIRE	GREY / NONMARKING
	TREAD PATTERN	LUG
	WHEEL	CAST
	USED ON SKYJACK	

PART# 152040		
	BOLTS	NOT INCLUDED
	MODEL INFO	-
	WEIGHT (LBS)	14.33
	TIRE SIZE	200X8 TR
	RIM SIZE	-
	TIRE	GREY / NONMARKING
	TREAD PATTERN	-
	WHEEL	-
	USED ON SKYJACK	

PART# 154835		
	BOLTS	NOT INCLUDED
	MODEL INFO	-
	WEIGHT (LBS)	14.33
	TIRE SIZE	200X8 TR
	RIM SIZE	-
	TIRE	GREY / NONMARKING
	TREAD PATTERN	-
	WHEEL	-
	USED ON SKYJACK	

Wheels

Skyjack

PART# 154836



BOLTS NOT INCLUDED
MODEL INFO -
WEIGHT (LBS) 14.33
TIRE SIZE 200X8 TR
RIM SIZE -
TIRE GREY / NONMARKING
TREAD PATTERN -
WHEEL -
USED ON SKYJACK

Wheels

complete sets

PART# 02661016



INCLUDES
2X PART# 94908 FRONT
2X PART# 94909 REAR

USED ON GENIE
Z30-20N, Z34-22N

PART# 949 08SETF



INCLUDES
2X PART# 94908 FRONT

USED ON GENIE
Z30-20N, Z34-22N, Z40-23N

PART# 949 09SETR





INCLUDES
2X PART# 94909 REAR


USED ON GENIE
Z30-20N, Z34-22N


Tires all terrain


Genie

PART# 139411	PLY RATING 10 WEIGHT (LBS) 64
	USED ON GENIE


PART# 73212	PLY RATING 12 WEIGHT (LBS) 87
	USED ON GENIE


PART# 33413	PLY RATING 12 WEIGHT (LBS) 55
	USED ON GENIE

PART# 81489	PLY RATING 12 WEIGHT (LBS) 87
	USED ON GENIE

PART# 09.4627.00	PLY RATING 12 WEIGHT (LBS) 87
	USED ON GENIE









PART# 60059	PLY RATING 14 WEIGHT (LBS) 112
	USED ON GENIE

PART# 88261	PLY RATING 16 WEIGHT (LBS) 163
	USED ON GENIE

PART# 79101	PLY RATING 8 WEIGHT (LBS) 42
	USED ON GENIE


Tires all terrain


Genie


<p>PART# 79102</p> 	<p>PLY RATING 8 WEIGHT (LBS) 42</p> <p>USED ON GENIE</p>	<p>PART# 139915</p> 	<p>PLY RATING 12 WEIGHT (LBS) 87</p> <p>USED ON GENIE</p>
<p>PART# 88728</p> 	<p>PLY RATING 14 WEIGHT (LBS) 101</p> <p>USED ON GENIE</p>	<p>PART# 73185</p> 	<p>PLY RATING 16 WEIGHT (LBS) 176</p> <p>USED ON GENIE</p>
<p>PART# 81527</p> 	<p>PLY RATING 16 WEIGHT (LBS) 189</p> <p>USED ON GENIE</p>	<p>PART# 101234</p> 	<p>PLY RATING 18 WEIGHT (LBS) 195</p> <p>USED ON GENIE</p>
<p>PART# 50031</p> 	<p>PLY RATING 18 WEIGHT (LBS) 234</p> <p>USED ON GENIE</p>	<p>PART# 217200</p> 	<p>PLY RATING 12 WEIGHT (LBS) -</p> <p>USED ON GENIE</p>

Tires all terrain

Genie

PART# 101943	PLY RATING 16 WEIGHT (LBS) -
	USED ON GENIE









PART# 54614	PLY RATING 14 WEIGHT (LBS) -
	USED ON GENIE

PART# 94536	PLY RATING 14 WEIGHT (LBS) -
	USED ON GENIE

AWP SPARE PARTS


Tires all terrain


JLG


<p>PART# 4520240</p> 	<p>PLY RATING 12 WEIGHT (LBS) 87</p> <p>USED ON JLG</p>	<p>PART# 233657</p> 	<p>PLY RATING 12 WEIGHT (LBS) 55</p> <p>USED ON JLG</p>
<p>PART# 4520196</p> 	<p>PLY RATING 12 WEIGHT (LBS) 55</p> <p>USED ON JLG</p>	<p>PART# 4520197</p> 	<p>PLY RATING 12 WEIGHT (LBS) 55</p> <p>USED ON JLG</p>
<p>PART# 4520216</p> 	<p>PLY RATING 12 WEIGHT (LBS) 87</p> <p>USED ON JLG</p>	<p>PART# 4520259</p> 	<p>PLY RATING 14 WEIGHT (LBS) 112</p> <p>USED ON JLG</p>
<p>PART# 4520252</p> 	<p>PLY RATING 16 WEIGHT (LBS) 154</p> <p>USED ON JLG</p>	<p>PART# 4520253</p> 	<p>PLY RATING 16 WEIGHT (LBS) 163</p> <p>USED ON JLG</p>


Tires all terrain


JLG


PART# 4520233	PLY RATING 8 WEIGHT (LBS) 42
	USED ON JLG


PART# 4520608	PLY RATING 12 WEIGHT (LBS) 87
	USED ON JLG


PART# 4520217	PLY RATING 14 WEIGHT (LBS) 116
	USED ON JLG

PART# 4520288	PLY RATING 14 WEIGHT (LBS) 101
	USED ON JLG

PART# 4520204	PLY RATING 16 WEIGHT (LBS) 176
	USED ON JLG

PART# 4520215	PLY RATING 16 WEIGHT (LBS) 189
	USED ON JLG


PART# 4520261	PLY RATING 18 WEIGHT (LBS) 195
	USED ON JLG

PART# 4520205	PLY RATING 16 WEIGHT (LBS) 191
	USED ON JLG


AWP SPARE PARTS

Tires all terrain

JLG

<u>PART# 4520218</u>	PLY RATING 18 WEIGHT (LBS) 234
	USED ON JLG

<u>PART# 4520264</u>	PLY RATING - WEIGHT (LBS) -
	USED ON JLG

<u>PART# 4520269</u>	PLY RATING - WEIGHT (LBS) -
	USED ON JLG

<u>PART# 87240</u>	PLY RATING - WEIGHT (LBS) -
	USED ON JLG

SAFE TRED

SELFADHESIVE NON-SLIP MATTING

- INCREASES SAFETY WHERE THERE IS RISK OF SLIPPING
- CAN BE USED ON WOOD, CONCRETE, TILES, STEEL, PLASTIC ALUMINIUM ETC
- CAN BE USED ON FORKLIFTS, TRACTORS, CHERRY PICKERS, LADDERS, ETC
- AVAILABLE ON ROLL OR A STRIP IN STANDARD SIZES, SPECIAL SIZES ON REQUEST

ROLLS

LENGTH IN METERS	WIDTH IN MM	PART#
18.30	19.00	01091100
18.30	25.00	01091150
18.30	50.00	01091200
18.30	76.00	01091250
18.30	100.00	01091300
18.30	152.00	01091350
18.30	203.00	01091400
18.30	305.00	01091450
18.30	457.00	01091500
18.30	610.00	01091550

STRIPS

LENGTH IN MM	WIDTH IN MM	PART#
190.00	89.00	01091875
275.00	350.00	01091825
610.00	19.00	01091700
610.00	25.00	01091725
610.00	50.00	01091750
610.00	76.00	01091775
610.00	152.00	01091800
915.00	76.00	01091850

STRIPS

DIA IN MM	WIDTH IN MM	PART#
140	-	01091900

NON-SLIP COATING SPRAY


BLACK PART# 05806000 **TRANSPARENT** PART# 05806002

USED ON STAIRS, HAND TOOLS, WOOD, MOST METALS, FORKLIFT FORKS, RAMPS, CEMENT, WALKWAYS, FIBERGLASS, FLOORS AND ASPHALT.

NETTO WEIGHT 340GR



Horns



TURBINE TYPE

109db
410Hz **LOW TONE**
110x100x97mm

VOLT	PART#
12V	04081000
24V	04081005

109db
490Hz **HIGH TONE**
110x100x97 mm

VOLT	PART#
12V	04081010
24V	04081015

UNIVERSAL TYPE

112db
335Hz **LOW TONE**
Dia 90 mm

VOLT	PART#
12V	04081020
24V	04081025
36-48V	04081030
72-80V	04081035



112db
420HZ **HIGH TONE**
Dia 90 mm

VOLT	PART#
12V	04081040
24V	04081045
36-48V	04081050
72-80V	04081055

SMALL SIZE HORN

335Hz **LOW TONE**
103db
Dia 70mm

VOLT	PART#
12V	04081060



SMALL SIZE HORN

420Hz **HIGH TONE**
103db
DIA 70 mm

VOLT	PART#
12V	04081070
24V	04081075



ELECTRONIC HORN

Heavy Duty
Extra long life Time
112db
Dia 90mm

VOLT	PART#
24V	04081080
36V	04081085
48V	04081090



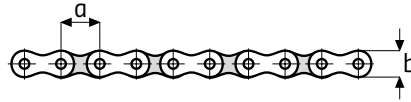
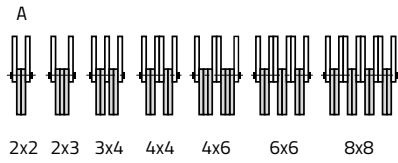
HORN LONG LIFE



750,000 cycles vs 50,000 cycles for normal horns
Save money and replace your horn only once!

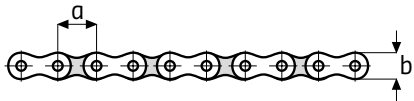
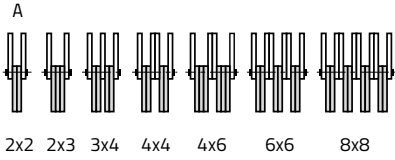
Heavy Duty
Extra long life Time
115db
Dia 89 mm



VOLT	PART#
24V-48V	67090872

Chain

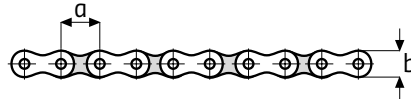
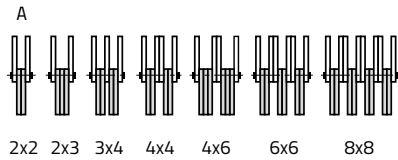




A	B	TYPE	C	D	E	AL/BL #	PART#	PIN TYPE 1	PIN TYPE 2	CHAIN KIT
INCH	MM		PIN Ø							
1/2	10.20	2 X 2	3.96	8.10	1.50	AL422	55206	55300	-	-
1/2	11.60	2 X 3	5.08	12.40	1.95	BL423	55207	55304	55394	-
1/2	11.60	3 X 4	5.08	16.70	1.95	BL434	55208	55305	55394	-
1/2	10.20	4 X 4	3.96	14.50	1.50	AL444	55209	55300	-	-
1/2	11.60	4 X 4	5.08	18.70	1.95	BL444	55210	55306	55394	-
1/2	10.20	4 X 4	4.45	16.10	1.70	F1244	55211	-	-	-
1/2	11.60	4 X 6	5.08	22.80	1.95	BL446	55212	55307	55394	-
1/2	10.20	6 X 6	3.96	20.90	1.50	AL466	55213	55301	-	-
1/2	11.60	6 X 6	5.08	27.10	1.95	BL466	55214	55308	55394	-
1/2	10.20	6 X 6	4.45	23.40	1.70	F1266	55215	-	-	-
5/8	12.80	2 X 2	5.08	10.50	2.00	AL522	55216	55304	55396	-
5/8	14.60	2 X 3	5.94	14.80	2.35	BL523	55217	55311	55396	-
5/8	14.60	3 X 4	5.94	19.90	2.35	BL534	55218	55313	55396	273856
5/8	12.80	4 X 4	5.08	18.70	2.00	AL544	55219	55306	55394	273870
5/8	14.60	4 X 4	5.94	22.50	2.35	BL544	55220	55314	55396	273857
5/8	12.80	4 X 4	5.08	14.90	1.50	F1544	55221	55305	55394	-
5/8	14.60	4 X 6	5.94	27.40	2.35	BL546	55222	55315	55396	27602
5/8	12.80	6 X 6	5.08	27.10	2.00	AL566	55223	55308	55394	273871
5/8	14.60	6 X 6	5.94	32.00	2.35	BL566	55224	55316	55397	273858
5/8	12.80	6 X 6	5.08	21.40	1.50	F1566	55225	55307	55394	-
5/8	12.80	8 X 8	5.08	28.00	1.50	F1588	55226	55308	55394	-
3/4	14.80	2 X 2	5.94	12.60	2.40	AL622	55227	55311	55396	-
3/4	17.80	2 X 3	7.92	19.70	3.10	BL623	55228	55320	55401	273859
3/4	17.80	3 X 4	7.92	26.40	3.10	BL634	55229	55321	55401	29705
3/4	14.80	4 X 4	5.94	22.50	2.40	AL644	55230	55314	55396	273872
3/4	17.80	4 X 4	7.92	29.50	3.10	BL644	55231	55322	55401	273860
3/4	15.20	4 X 4	6.50	22.40	2.35	F19V44	55232	55380	-	-
3/4	14.30	4 X 4	5.72	17.80	1.85	LL1244	55233	-	-	-
3/4	17.80	4 X 6	7.92	35.90	3.10	BL646	55234	55323	55403	30470
3/4	14.80	6 X 6	5.94	32.00	2.40	AL666	55235	55316	55397	273873
3/4	17.80	6 X 6	7.92	42.40	3.10	BL666	55236	55324	-	273861
3/4	14.70	6 X 6	5.72	25.20	1.83	F1966	55237	-	-	-
3/4	15.20	6 X 6	6.50	32.20	2.35	F19V66	55238	55385	-	-
3/4	14.80	8 X 8	5.94	43.00	2.40	AL688	55239	55324	-	-



A	B	TYPE	C	D	E	AL/BL #	PART#	PIN TYPE 1	PIN TYPE 2	CHAIN KIT
INCH	MM		PIN Ø							
1	23.60	2 X 2	9.53	21.30	4.00	BL822	55240	55330	55404	273862
1	23.60	2 X 3	9.53	24.60	4.00	BL823	55241	55331	55404	273863
1	23.60	3 X 4	9.53	33.10	4.00	BL834	55242	55332	55405	273864
1	20.50	3 X 4	8.28	25.70	3.05	LL1634	55243	55326	-	-
1	23.40	3 X 4	10.85	28.40	4.00	SP834	55244	55390	-	55390
1	20.50	4 X 4	7.92	30.80	3.05	AL844	55245	55322	55402	273875
1	23.60	4 X 4	9.53	37.40	4.00	BL844	55246	55332	55405	273865
1	20.50	4 X 4	8.28	29.10	3.05	F2544	55247	55327	-	-
1	23.60	4 X 6	9.53	45.50	4.00	BL846	55248	55333	55405	273866
1	20.50	6 X 6	7.92	44.40	3.05	AL866	55249	55324	-	-
1	23.60	6 X 6	9.53	54.00	4.00	BL866	55250	55334	55406	-
1	20.50	6 X 6	8.28	41.70	3.05	F2566	55251	55328	-	-
1	23.40	6 X 6	10.85	44.40	4.00	SP432	55252	55391	-	-
1	20.50	8 X 8	7.92	56.60	3.05	AL888	55253	55325	-	-
1	20.50	8 X 8	8.28	54.80	3.05	F2588	55254	-	-	-
1 1/4	29.20	2 X 3	11.10	28.60	4.70	BL1023	55255	55340	55408	273867
1 1/4	29.20	3 X 4	11.10	38.70	4.70	BL1034	55256	55342	55409	273868
1 1/4	25.70	4 X 4	9.53	37.30	4.00	AL1044	55257	55332	55405	-
1 1/4	29.20	4 X 4	11.10	43.60	4.70	BL1044	55258	55343	55410	-
1 1/4	25.70	4 X 4	10.19	33.30	3.50	F3144	55259	55389	-	-
1 1/4	29.20	4 X 6	11.10	53.30	4.70	BL1046	55260	55344	55410	-
1 1/4	25.70	6 X 6	9.53	54.00	4.00	AL1066	55261	55334	55406	-
1 1/4	29.20	6 X 6	11.10	63.30	4.70	BL1066	55262	55345	55411	273869
1 1/4	25.70	6 X 6	10.19	48.20	3.50	F3166	55263	-	-	-
1 1/4	25.70	8 X 8	10.19	63.20	3.50	F3188	55264	-	-	-
1 1/2	34.40	2 X 3	12.70	33.60	5.50	BL1223	55265	55347	-	-
1 1/2	34.40	3 X 4	12.70	45.50	5.50	BL1234	55266	55349	-	-
1 1/2	34.40	4 X 4	12.70	51.20	5.50	BL1244	55267	55351	55412	-
1 1/2	33.00	4 X 4	14.63	46.90	5.00	F3844	55268	-	-	-
1 1/2	34.40	4 X 6	12.70	62.70	5.50	BL1246	55269	55352	55412	-
1 1/2	29.40	6 X 6	11.10	63.30	4.70	AL1266	55270	55345	55411	-
1 1/2	34.40	6 X 6	12.70	74.50	5.50	BL1266	55271	55352	-	-
1 1/2	33.00	6 X 6	14.63	68.30	5.00	F3866	55272	-	-	-
1 1/2	29.40	8 X 8	11.10	83.00	4.70	AL1288	55273	-	-	-
1 1/2	34.40	8 X 8	12.70	97.80	5.50	BL1288	55274	55353	-	-
1 1/2	33.00	8 X 8	14.63	89.70	5.00	F3888	55275	-	-	-

Chain



A	B	TYPE	C	D	E	AL/BL #	PART#	PIN TYPE 1	PIN TYPE 2	CHAIN KIT
INCH	MM		PIN Ø							
1 3/4	36.00	2 X 2	15.90	29.40	6.00	F4422	55276	-	-	-
1 3/4	40.80	2 X 3	14.27	38.20	6.30	BL1423	55277	55354	-	-
1 3/4	40.80	3 X 4	14.27	51.70	6.30	BL1434	55278	55355	55413	-
1 3/4	40.80	4 X 4	14.27	58.20	6.30	BL1444	55279	55356	55413	-
1 3/4	36.00	4 X 4	15.90	54.70	6.00	F4444	55280	-	-	-
1 3/4	40.80	4 X 6	14.27	71.50	6.30	BL1446	55281	55357	55413	-
1 3/4	36.00	6 X 6	12.70	74.50	5.50	AL1466	55282	55352	-	-
1 3/4	40.80	6 X 6	14.27	85.00	6.30	BL1466	55283	55361	-	-
1 3/4	36.00	6 X 6	15.90	80.20	6.00	F4466	55284	-	-	-
2	41.20	2 X 2	17.81	31.80	6.30	F5022	55285	-	-	-
2	47.90	2 X 3	17.46	42.10	7.00	BL1623	55286	55366	-	-
2	47.90	3 X 4	17.46	57.00	7.00	BL1634	55287	55367	-	-
2	47.90	4 X 4	17.46	69.30	7.00	BL1644	55288	55369	-	-
2	41.20	4 X 4	17.81	59.10	6.30	F5044	55289	-	-	-
2	47.90	4 X 6	17.46	78.90	7.00	BL1646	55290	55369	-	-
2	41.20	6 X 6	14.27	85.00	6.30	AL1666	55291	-	-	-
2	47.90	6 X 6	17.46	93.80	7.00	BL1666	55292	55370	-	-
2	41.20	6 X 6	17.81	85.40	6.30	F5066	55293	-	-	-
2	47.90	8 X 8	17.46	123.30	7.00	BL1688	55294	55371	-	-
2	41.20	8 X 8	17.81	112.00	6.30	F5088	55295	-	-	-

All chain types with plastic for use on Linde, Komatsu & Jungheinrich trucks available from stock!

Please contact us with your type of mast.





TECHNICAL DATA

Single Low sound level
Waterproof
Multi voltage usage

VOLTAGE	DECIBEL	PART#
12-110V	87db	04082000
12-110V	97db	04082005
12-110V	102db	04082010



*it goes shh,
not bleep!*

TECHNICAL DATA

This type uses *multi-frequency broadband* sound instead of traditional single-frequency sound of conventional alarm. The sound dissipates much quicker is directional and is localized in the danger zone resulting in an enormous reduction in noise and complaint. This unique localisation feature means that in busy environments you can instantly tell where the sound is coming from and therefore know which vehicle is in reverse direction

VOLTAGE	DECIBEL	PART#
12-24 V	82db	04082015



TECHNICAL DATA

Bu Alarm manual adjustable db
High Sound Level
Multi voltage usage
Small version

VOLTAGE	DECIBEL	PART#
12-100 V	82db	04082020

Back up alarms



TECHNICAL DATA

Bu Alarm with self adjusting db
Waterproof

VOLTAGE	DECIBEL	PART#
12-48V	82-102db	04082025



TECHNICAL DATA

Bu Alarm manually adjustable db

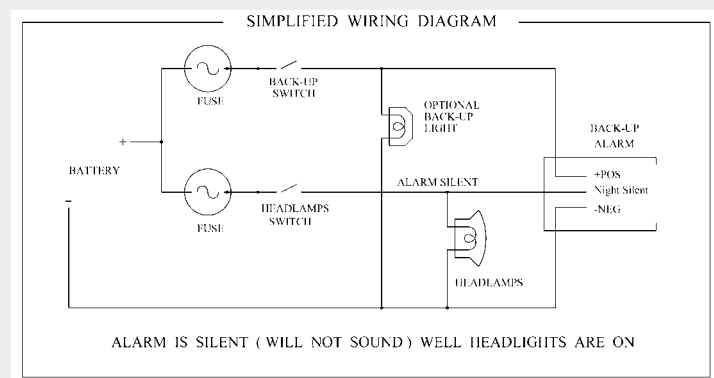
VOLTAGE	DECIBEL	PART#
12-96V	adj	04082030



TECHNICAL DATA

Night silent facility
See diagram

VOLTAGE	DECIBEL	PART#
12-24V	97db	04082035





12-96 VDC

PART# 01291296
BLUE SPOT® RED VERSION

TECHNICAL INFO

DIMENSIONS 158 X 92 MM / 6.14 X 3.62 INCHES

2X 3 WATT

0,52 AMP @ 12 VOLTS DC

2 HIGH-PERFORMANCE LEDS (BLUE), 1300 LUMEN, LIGHT INTENSITY 12000 CANDELA

> 50.000 HOURS

IP 67 (FULL PROTECTION FOR DIRT AND WATER RESISTANT)

CE

M12

MALE CONNECTOR (250 SERIES) + HOUSING, CABLE 12IN / 35 CM

-30° ~ +85°C

7G

UL LISTED



12-96 VDC

PART# 01311296
BLUE SPOT® RED VERSION

TECHNICAL INFO

DIMENSIONS 158 X 92 MM / 6.14 X 3.62 INCHES

INCLUDES 30 MM / 12 INCHES HARNESS

2 HIGH PERFORMANCE LEDS RED

STAINLESS STEEL MOUNTING BRACKET

IP-67



10-80 VDC

PART# 01292002
BLUE SPOT® ARROW VERSION

TECHNICAL INFO

DIMENSIONS 143 X 95 X 109 MM (118 WITH BRACKET) / 5.6 X 3.7 X 4.3 INCHES (4.6 WITH BRACKET)

DISPLAYS ARROW ON GROUND POINTING IN ONE DIRECTION. ARROW DOES NOT CHANGE DIRECTION

INCLUDE 43 CM / 17 INCHES WIRE HARNESS

STAINLESS STEEL MOUNTING BRACKET

IP-67



9-64 VDC

PART# 01291264
BLUE SPOT® BLINKER VERSION

TECHNICAL INFO

DIMENSIONS 71 X 67 X 80 MM / 2.8 X 2.6 X 3.1 INCHES

INCLUDE 2M / 61 INCHES WIRE HARNESS

STAINLESS STEEL MOUNTING BRACKET

IP-67

Worklights LED



12-28 VDC

PART# 01252888

TECHNICAL INFO

Dimensions	92 x 148 x 65 mm / 3.6 x 5.8 x 2.5 inches
Type	LED 18 watts
Partial flux	1350 lumen
Rating	IP67
Mounting Hardware	stainless steel
Cable	15 inches



9-96 VDC

PART# 01253002

TECHNICAL INFO

Dimensions	109 x 134 x 83 mm / 4.3 x 5.3 x 3.25 inches
Amps	1.15amps@12v
Operating temp	-30~+85C
LED lamp type	4 x 5w
Rating	IP67 / CE
Vibration	10G
LED life expectancy	50,000 hours
Partial flux	9100 lm
Light intensity	11600 candela
Beam pattern	dual
Housing	pa66+33%gf, black
Lens	PC
Housing	die casting aluminium
Cable	black, 50cm
Mounting Hardware	stainless steel



9-64 VDC

PART# 01253300

TECHNICAL INFO

Dimensions	70 x 70 x 35 mm / 2.75 x 2.75 x 1.57 inches
Amps	0.7 amps@12v
Operating temp	-30~+85c
LED lamp type	3w x 4 pcs (5000-6300k)
Rating	IP67 / emc en55015
Vibration	7G
LED life expectancy	50,000 hours
Lumen	1600
Light intensity	1500 candela (center)
Beam pattern	narrow
Cable	black 30cm / 12 inches





10-80 VDC

PART# 89352001

TECHNICAL INFO

Dimensions 108 x 108 x 47 mm / 4.25 x 4.25 x 1.85 inches

24W
8 LEDs
1250 Lumen
45 cm / 18 inch cable
IP67
Stainless steel mounting bracket



12-24 VDC

PART# 01251612

TECHNICAL INFO

Dimensions 110 x 135 x 41 mm / 4.25 x 5.3 x 1.6 inches

Economy LED lamp
5 High performance LEDs
1050 lumen output
Shock vibration resistant and waterproof
Easy to install and remove
Aluminum housing
Clear acrylic lens
Stainless steel mounting bracket
Cable 15 inches
Weight 410 gr / 0.9 pound



10-80 VDC

PART# 89352002

TECHNICAL INFO

Ø 116 mm, height with bracket 138 mm / Ø 4.5, height with bracket 5.4 inches

24W
8 LEDs
1250 Lumen
45 cm / 18 inch cable
IP67
Stainless steel mounting bracket
Cable 18 inches

Strobe lights



TECHNICAL INFO

SCREW-OFF POLYCARBONATE LENS, ABS MOUNTING BASE, O-RING SEALED, REPLACEABLE FLASH TUBE

	PART#	HEIGHT	WIDTH TOP	WIDTH BASE
STROBE LIGHT 12-110V AMBER	04091060	137MM	58MM	72X98MM
STROBE LIGHT 12-110V BLUE	04091092	137MM	58MM	72X98MM
STROBE LIGHT 12-110V RED	04091059	137MM	58MM	72X98MM
STROBE LIGHT 12-110V CLEAR	01071410	137MM	58MM	72X98MM
LENS AMBER	04091063			
LENS BLUE	01071442			
LENS RED	01071412			
LENS CLEAR	01071413			
PLUG KIT	04091065			
GUARD	04091067			
MOUNTING BRACKET	04091069			



TECHNICAL INFO

SCREW-OFF POLYCARBONATE LENS, ABS MOUNTING BASE, O-RING SEALED, REPLACEABLE FLASH TUBE, CE AND ETL APPROVED, ROHS APPROVED

	PART#	HEIGHT	WIDTH TOP	WIDTH BASE
STROBE LIGHT 12-110V	04091070	95MM	85MM	129MM
LENS	04091073			
PLUG KIT	04091075			
GUARD	04091077			
MOUNTING BRACKET	04091079			



TECHNICAL INFO

HIGH INTENSITY FLASH , VIBRATION PROTECTED CIRCUIT, FULLY WEATHER PROOF, 60 DEGREE FLEX, BASE CAN BE PIPE MOUNTED FOR DIN22 CONNECT

	PART#	HEIGHT	WIDTH TOP	WIDTH BASE
STROBE LIGHT 12-80V	89322707	214MM	72MM	-
LENS AMBER	04091063			
LENS BLUE	01071442			
LENS RED	01071412			

Strobe lights LED



TECHNICAL INFO
2 YEAR WARRANTY
 SCREW-OFF POLYCARBONATE LENS
 ABS MOUNTING BASE
 LED 4 FUNCTIONS
 DOUBLE - SINGLE - CONTINUOUS - REVOLVING
 NEVER CHANGE A BULB AGAIN!

	PART#	HEIGHT	WIDTH TOP	WIDTH BASE
STROBE LIGHT LED AMBER 12-110V	04091040	137MM	58MM	72X98MM
STROBE LIGHT LED BLUE 12-110V	04091092	137MM	58MM	72X98MM
STROBE LIGHT LED RED 12-110V	04091059	137MM	58MM	72X98MM
STROBE LIGHT LED CLEAR 12-110V	04091062	137MM	58MM	72X98MM
LENS AMBER	04091063			
LENS BLUE	01071442			
LENS RED	01071412			
LENS CLEAR	01071413			
PLUG KIT	04091065			
GUARD	04091067			
MOUNTING BRACKET	04091069			



TECHNICAL INFO
2 YEAR WARRANTY
 HIGH INTENSITY FLASH
 VIBRATION PROTECTED CIRCUIT
 FULLY WEATHER PROOF
 CE AND ETL APPROVED
 ROHS APPROVED
 LED 4 FUNCTIONS
 DOUBLE - SINGLE - CONTINUOUS - REVOLVING
 NEVER CHANGE A BULB AGAIN!

	PART#	HEIGHT	WIDTH TOP	WIDTH BASE
STROBE LIGHT LED 12-110V	04091100	118MM	100MM	147MM
LENS	04091091			
MOUNTING BRACKET	266236			
MAGNET PLUG	04091093			
GUARD	04091095			

Keep Out Zone Light



Keep out zone light

Red light warns pedestrians to stay a safe distance away from the forklift

Spec.Sheet part# 01331010

Dimensions 6.3" length x 1.8 width x 2" depth / 161 mm length x 46.7 mm width x 53 mm depth
 Voltage multi-voltage 10-80 Volts DC
 Current: 0.8 Amps @ 12 Volts DC
 900 Lumen
 IP protection IP 67
 Test specs UL Listed / CE
 Mounts with stainless M8 hardware
 Cable 11,8 " / 30 cm
 Operating temp -30° ~ +65°C
 Vibration 7G



Area covered by light when mounted at specific height

Mounting Height		Width of light		Depth of light	
FEET	METERS	FEET	METERS	INCHES	MILLIMETERS
7	2.0	11	3.4	11	279.4
8	2.5	14	4.3	12	304.8
10	2.9	16	4.9	13	330.2
11	3.4	18	5.5	13	330.2
13	4.0	19	5.8	14	355.6
14	4.3	20	6.9	15	381

Thousands more available online!



DESCRIPTION	PART#
DECAL WARNING KIT ENGLISH	08280101
DECAL WARNING KIT DUTCH	08280102
DECAL WARNING KIT GERMAN	08280103
DECAL WARNING KIT ITALIAN	08280104



DESCRIPTION	PART#
DECAL WARNING KIT ENGLISH	08280105
DECAL WARNING KIT DUTCH	08280106
DECAL WARNING KIT GERMAN	08280107
DECAL WARNING KIT ITALIAN	08280108













DESCRIPTION	PART#
DECAL WARNING KIT ENGLISH	08280109
DECAL WARNING KIT DUTCH	08280110
DECAL WARNING KIT GERMAN	08280111
DECAL WARNING KIT ITALIAN	08280112



DESCRIPTION	PART#
DECAL WARNING KIT ENGLISH	08280113
DECAL WARNING KIT DUTCH	08280114
DECAL WARNING KIT GERMAN	08280115
DECAL WARNING KIT ITALIAN	08280116

AWP SPARE PARTS

Emergency switches

<p>PART# 03362044</p> 	<p>AMP/VOLT - BRAND -</p> <p>USED ON HYSTER, YALE</p>	<p>PART# 03362023</p> 	<p>MOUNTING Ø30 AMP/VOLT 6A / 250VAC BRAND ELAN</p> <p>USED ON JUNGHEINRICH</p>
<p>PART# 03362024</p> 	<p>MOUNTING Ø30 AMP/VOLT 6A / 250VAC BRAND ELAN</p> <p>USED ON JUNGHEINRICH</p>	<p>PART# 03362028</p> 	<p>MOUNTING Ø30 AMP/VOLT 6A / 250VAC BRAND ELAN</p> <p>USED ON JUNGHEINRICH</p>
<p>PART# 03362021</p> 	<p>MOUNTING Ø27 + 2xM4 AMP/VOLT - BRAND HARDELET</p> <p>USED ON LINDE</p>	<p>PART# 03362022</p> 	<p>MOUNTING Ø27 + 2xM4 AMP/VOLT - BRAND HARDELET</p> <p>USED ON MIC</p>
<p>PART# 03362200</p> 	<p>BATTERY SWITCH 250A-2500A (5 SEC)</p> <p>COMPLETE SWITCH</p>	<p>PART# 03362201</p> 	<p>BATTERY SWITCH 250A-2500A (5 SEC)</p> <p>KEY</p>
<p>PART# 03362210</p> 	<p>BATTERY SWITCH 100A-500A (10 SEC)</p> <p>COMPLETE SWITCH</p>	<p>PART# 03362211</p> 	<p>BATTERY SWITCH 100A-500A (10 SEC)</p> <p>KEY</p>



FOOTSWITCH PART# 03362030

- ERGONOMIC LOW PROFIL DESIGN
- WITH ANTI-SKID BASE
- SINGLE STAGE OPERATION
- CIRCUIT: SPDT
- OPERATION: MOMENTARY
- ELECTRICAL RATINGS:
 - 15A 125/250 VAC
 - 1/2 H.P. 125/250 VAC
- DIMENSIONS:
 - 90X67X22MM
 - COMPLETE WITH 300MM 3-WIRE CABLE

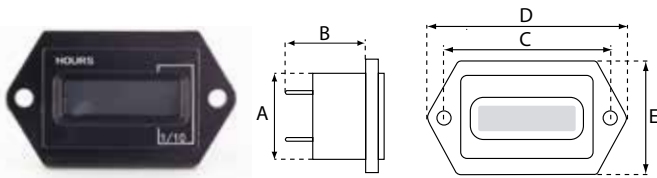


FOOTSWITCH PART# 03362040

- ELECTRICAL RATINGS
 - 10A–250 VAC
- MATERIAL: PLASTIC WITH STEEL GROUND PLATE
- DIMENSIONS:
 - 102X70X26MM
 - COMPLETE WITH 1000MM 3-WIRE CABLE

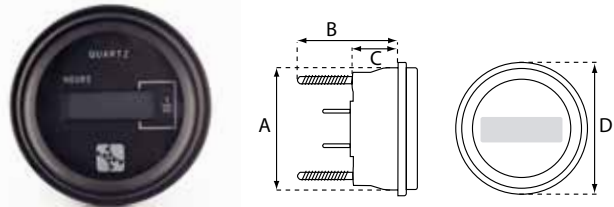
Indicators

HOUR METERS



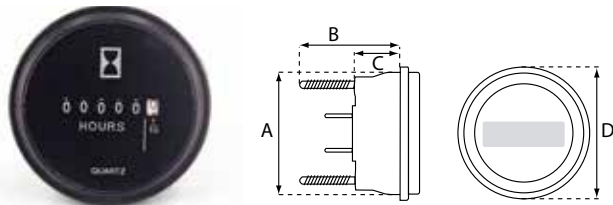
VOLT	DISPLAY	A	B	C	D	E	PART#
9-80	LCD	24	21	45	53	31	03251080

HOUR METERS



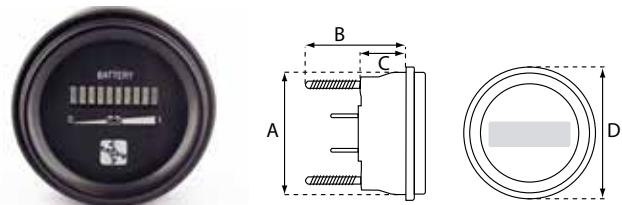
VOLT	DISPLAY	A	B	C	D	NOTE	PART#
9-80	LCD	52	30	13	57	-	03261080

HOUR METERS



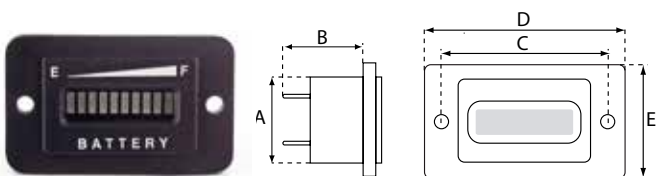
VOLT	DISPLAY	A	B	C	D	NOTE	PART#
12-80	ANALOG	50	44	32	59	-	03251000

BATTERY INDICATORS



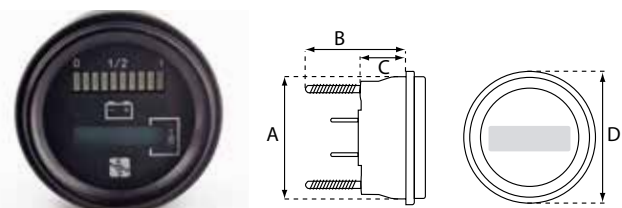
VOLT	DISPLAY	A	B	C	D	NOTE	PART#
24	LED	51	47	30	57	AUTO STOP	03273024
48	LED	51	47	30	57	AUTO STOP	03273048
72	LED	51	47	30	57	AUTO STOP	03273072
80	LED	51	47	30	57	AUTO STOP	03273080

BATTERY INDICATORS



VOLT	DISPLAY	A	B	C	D	E	PART#
12	LED	24	32	44	53	32	03271224
24	LED	24	32	44	53	32	03271224
48	LED	24	32	44	53	32	03272048

COMBI HOUR METERS-BATTERY INDICATORS



VOLT	DISPLAY	A	B	C	D	NOTE	PART#
24	LCD/LED	51	47	30	57	AUTO STOP	03274024
48	LCD/LED	51	47	30	57	AUTO STOP	03274048
80	LCD/LED	51	47	30	57	AUTO STOP	03274080



- Basic functions, **best buy in the business!**
- Installs in 5 minutes
- Completely wireless: no wires
- Digital calibration
- Bluetooth signal transfer
- Fork LED's indicate battery status
- Tested 1,000,000 cycles at 125% of capacity
- Optional printer available
- **12 month warranty**

Part# 7604973
includes display, scale packs and batteries!

**Best price
Plug & weigh**



Optional printer shown

FUNCTIONS

- Automatic and manual zero correction
- Gross/net weighing
- Automatic tare and manual tare weight entry
- Totalling with sequence number
- Data output for printing
- Power management user menu
- Internal clock for date and time
- Error messages in display
- Auto shut-o function for optimal battery life
- Overload protection 200%

STANDARD SPECIFICATIONS

- Capacity 2500 kg, FEM 2A / 5500 lb ITA CLASS 2
- Graduation 2 kg steps from 0-2500 kg / 0- 5500 lb
- System tolerance 0.2% of the scale capacity
- Display LCD, digit height 18 mm / 0.7 inch, adjustable backlight
- Signal transfer Bluetooth, class 1
- Controls 4 function keys, on/off key
- Protection class NEMA 4 / IP65

POWER SUPPLY

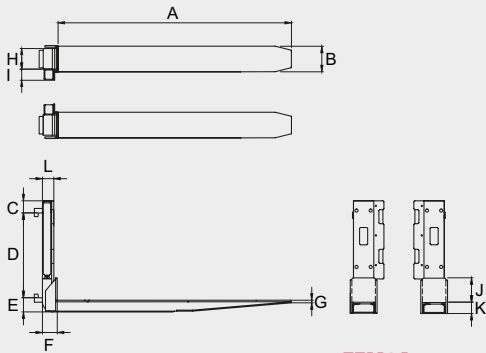
- Easily exchangeable, ergonomic and robust battery pack on each fork, containing 4 rechargeable C-cells. A charger is included.
- Indicator powered by 4 AA-batteries
- The system has an auto shut-off function for optimal battery life
- The operator can customize the power settings in the 'Power Management' menu on the indicator

OPTIONS

- Thermal (6V) printer
- Extra set of rechargeable fork battery packs
- Rechargeable AA-batteries for the eForks indicator
- ITA CLASS 3 FORKS (**Part# 67828089** 48 inch)

Call for more information

DIMENSIONS



	FEM2A 2500 kg*	ITA CLASS 2 5500lb
A Fork length	1150	45.3
B Fork width	133	5.2
C Height above carriage	68	2.7
D Height carriage	407	16
D" Distance claws	418	16.5
E Fork drop** A/B	76/152	3/6
F Distance between carriage and stop plate	80	3.1
G Thickness of fork tip	15	0.6
H Width of fork base	100	4
I Width of battery pack	55	2
J Height of stop plate	90	3.5
K Fork height	58	2.3
L Thickness fork	52	2.3
Weight per fork	67 kg	147 lb

Tolerance +/- 2 mm / 0.1 inch

* Capacity specified at load centre point 500mm / 20 inch

** Specify fork drop type upon order, tolerance dimension +/- 5mm / 2 inch

Forks



TAPER FORKS

ITA CLASS	INTELLA NUMBER	SIZE	CAPACITY PER PAIR @ 24" LOAD CENTER	WEIGHT POUNDS	WEIGHT KILOGRAMS
2	1254036	1½ X 4 X 36	4400	75	34
2	1254042	1½ X 4 X 42	4400	84	38
2	1254048	1½ X 4 X 48	4400	92	42
2	1254054	1½ X 4 X 54	4400	101	46
2	1254060	1½ X 4 X 60	4400	109	50
2	1504032	1½ X 4 X 32	5500	85	39
2	1504036	1½ X 4 X 36	5500	92	42
2	1504042	1½ X 4 X 42	5500	103	47
2	1504048	1½ X 4 X 48	5500	113	52
2	1504054	1½ X 4 X 54	5500	124	56
2	1504060	1½ X 4 X 60	5500	134	61
2	1504072	1½ X 4 X 72	5500	156	71
2	1505030	1½ X 5 X 30	6600	100	45
2	1505036	1½ X 5 X 36	6600	114	52
2	1505042	1½ X 5 X 42	6600	127	58
2	1505048	1½ X 5 X 48	6600	141	64
2	1505054	1½ X 5 X 54	6600	154	70
2	1505060	1½ X 5 X 60	6600	167	76
2	1505072	1½ X 5 X 72	6600	193	88
2	1754036	1½ X 4 X 36	5720	103	47
2	1754042	1½ X 4 X 42	5720	115	52
2	1754048	1½ X 4 X 48	5720	126	57
2	1754054	1½ X 4 X 54	5720	138	63
2	1754060	1½ X 4 X 60	5720	150	68
2	1754072	1½ X 4 X 72	5720	174	79
2	1754084	1½ X 4 X 84	5720	198	90
2	1754096	1½ X 4 X 96	5720	223	101
2	1755036	1½ X 5 X 36	9020	127	58
2	1755042	1½ X 5 X 42	9020	142	65
2	1755048	1½ X 5 X 48	9020	157	71
2	1755054	1½ X 5 X 54	9020	172	78



	HOOK UPPER	WIDTH	HOOK LOWER	WIDTH
ITA CLASS 2	0200592	96 MM / 3.8 INCH	0200593	91 MM / 3.6 INCH
ITA CLASS 3	0200594	121 MM / 4.8 INCH	0200595	115 MM / 4.5 INCH
ITA CLASS 4	0200596	170 MM / 6.7 INCH	0200597	140 MM / 5.5 INCH



LATCH KIT	
ITA CLASS 2	04311004
ITA CLASS 3	04311005
ITA CLASS 4	04311016



TAPER FORKS

For all other types please contact us

ITA CLASS	INTELLA NUMBER	SIZE	CAPACITY PER PAIR @ 24" LOAD CENTER	WEIGHT POUNDS	WEIGHT KILOGRAMS
2	1755060	1½ X 5 X 60	9020	187	85
2	1755072	1½ X 5 X 72	9020	216	98
2	1755084	1½ X 5 X 84	9020	246	112
2	1755096	1½ X 5 X 96	9020	278	126
2	2004042	2 X 4 X 42	5720	126	57
2	2004048	2 X 4 X 48	5720	140	63
3	1755036	1½ X 5 X 36	9020	138	63
3	1755042	1½ X 5 X 42	9020	153	70
3	1755048	1½ X 5 X 48	9020	168	76
3	1755054	1½ X 5 X 54	9020	183	83
3	1755060	1½ X 5 X 60	9020	198	90
3	1755072	1½ X 5 X 72	9020	227	103
3	1755084	1½ X 5 X 84	9020	257	117
3	2005036	2 X 5 X 36	11000	152	69
3	2005042	2 X 5 X 42	11000	168	77
3	2005048	2 X 5 X 48	11000	185	84
3	2005054	2 X 5 X 54	11000	201	92
3	2005060	2 X 5 X 60	11000	218	99
3	2005072	2 X 5 X 72	11000	251	114
3	2005084	2 X 5 X 84	11000	284	129
3	2006042	2 X 6 X 42	12760	201	91
3	2006048	2 X 6 X 48	12760	221	100
3	2006054	2 X 6 X 54	12760	240	109
3	2006060	2 X 6 X 60	12760	260	118
3	2006072	2 X 6 X 72	12760	300	136
3	2006084	2 X 6 X 84	12760	339	154
3	2006096	2 X 6 X 96	12760	382	174
4	2506042	2½ X 6 X 42	18480	291	132
4	2506048	2½ X 6 X 48	18480	317	144
4	2506054	2½ X 6 X 54	18480	343	156
4	2506060	2½ X 6 X 60	18480	368	167
4	2506072	2½ X 6 X 72	18480	420	191
4	2506084	2½ X 6 X 84	18480	471	214
4	2506096	2½ X 6 X 96	18480	526	239



UPPER

LOWER



	HOOK UPPER	WIDTH	HOOK LOWER	WIDTH
ITA CLASS 2	0200592	96 MM / 3.8 INCH	0200593	91 MM / 3.6 INCH
ITA CLASS 3	0200594	121 MM / 4.8 INCH	0200595	115 MM / 4.5 INCH
ITA CLASS 4	0200596	170 MM / 6.7 INCH	0200597	140 MM / 5.5 INCH

LATCH KIT	
ITA CLASS 2	04311004
ITA CLASS 3	04311005
ITA CLASS 4	04311016

Special forks

Shaft / Pin / Bar Type Forks:

W:	Company Name:	Phone:
T:	Contact Name:	Fax:
BL:	Email:	

BH:
CL:

OS:
IS:
RS:
IL:
IL: 0

Bar Pin Diameter:
Tube In Diameter:
Tube Out Diameter:
sa°:
sd:
sl:
sw:
TU:

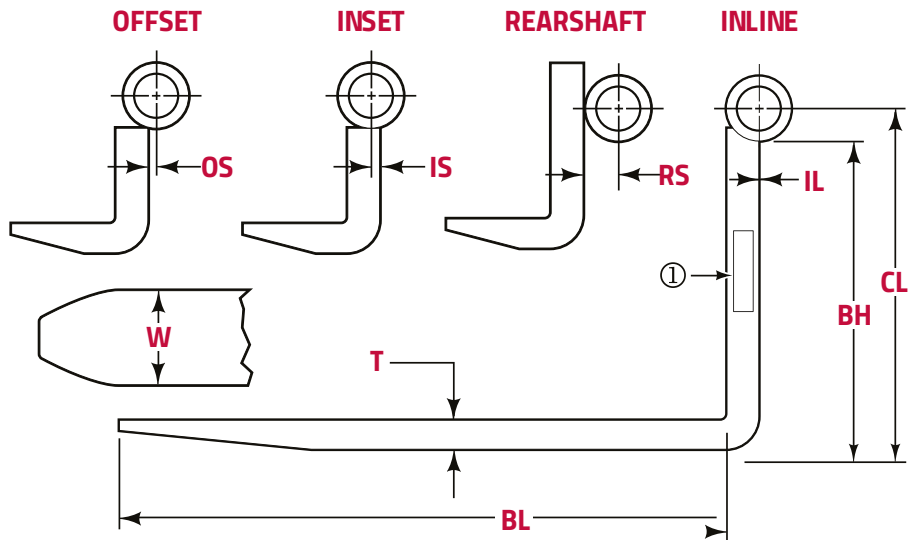
Truck Make:

Truck Model:

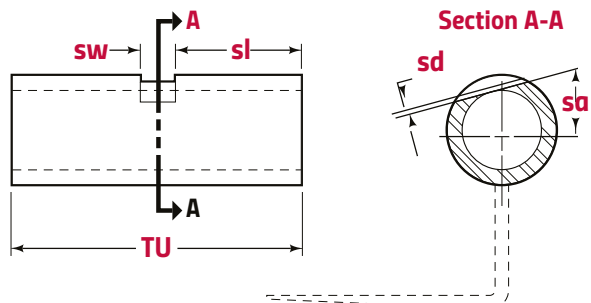
Truck Capacity:

Fork Capacity/Pair:

Load Center:



Is Tube Slotted? Yes No
 If yes, show dimensions (sa to TU).



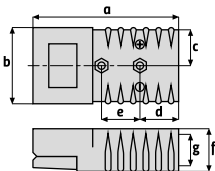
NOTES:

- ① Provide all available stamping information, check both sides of shank.
- ▶ Standard tips and tapers will be supplied, unless specific dimensions are given. Non-standard requirements MAY be more expensive.
- ▶ Tube ID will equal bar diameter plus acceptable tolerance.
- ▶ Tube OD: Excessively thin walls on the tube may require use of special tube material at extra cost. Consult Intella.

Email complete form to sales@intellaliftparts.com for a quotation

Battery connectors

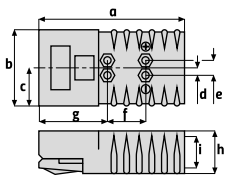
SR/SB



	Colour	Wire Size	Amp	Housing+ springs and 2 contacts Part#	Housing only Part#		
1. SR / S 50	Grey	6mm ²	50A	53148	66689686		
	Grey	13mm ²	50A	53149	66689686		
	Red	6mm ²	50A	53150	66689687		
	Red	13mm ²	50A	53151	66689687		
2. SR / S 175	Grey	1/0	175A	53154	525153		
	Blue	1/0	175A	53155	523379		
	Orange	1/0	175A	53156	525155		
	Yellow	1/0	175A	53157	518920		
	Red	1/0	175A	53158	66689684		
3. SR / S 350	Grey	2/0	350A	53159	525157		
	Blue	2/0	350A	53160	520046		
	Yellow	2/0	350A	53161	66689674		
	Red	2/0	350A	53162	52159		
	Green	2/0	350A	53163	66689676		
	Orange	2/0	350A	53164	n/a		
	A mm	B mm	C mm	D mm	E mm	F mm	G mm
1.	47.60	36.50	18.20	6.40	19.00	15.90	11.50
2.	79.30	55.50	27.70	11.10	28.60	25.40	19.00
3.	107.90	69.80	34.90	34.90	28.60	33.30	26.90
NYLON HANDLES	Amp	Part#					
	50A	53169					
	175A	53169					
	350A	53169					
LOCKING HANDLE 1	Amp	Part#	ASSEMBLY PIECE 2	Amp	Part#		
	175A	53170		175A	53171		
	350A	53173		350A	53174		
CONTACTS	Amp	Part#					
	Contact set AWG-10-12	50A	53166				
	Contact set AWG-6	50A	53167				
	Contact set 1/0	175A	53172				
	Contact set 2/0	350A	53175				

Battery connectors

SRE/SRX SBE/SBX



	Colour	Wire Size	Amp	Part#
1. SRE / SRX / SA 160/175	Grey	1/0	160/175A	53176
	Blue	1/0	160/175A	53177
	Orange	1/0	160/175A	53178
	Yellow	1/0	160/175A	53179
	Red	1/0	160/175A	53180
	Green	1/0	160/175A	53181
	Black	1/0	160/175A	53182

2. SRE / SRX / SA 320	Grey	2/0	320A	53183
	Blue	2/0	320A	53184
	Orange	2/0	320A	53185
	Yellow	2/0	320A	53186
	Red	2/0	320A	53187
	Green	2/0	320A	53188
	Black	2/0	320A	53189
	Brown	2/0	320A	53190
Purple	2/0	320A	53191	

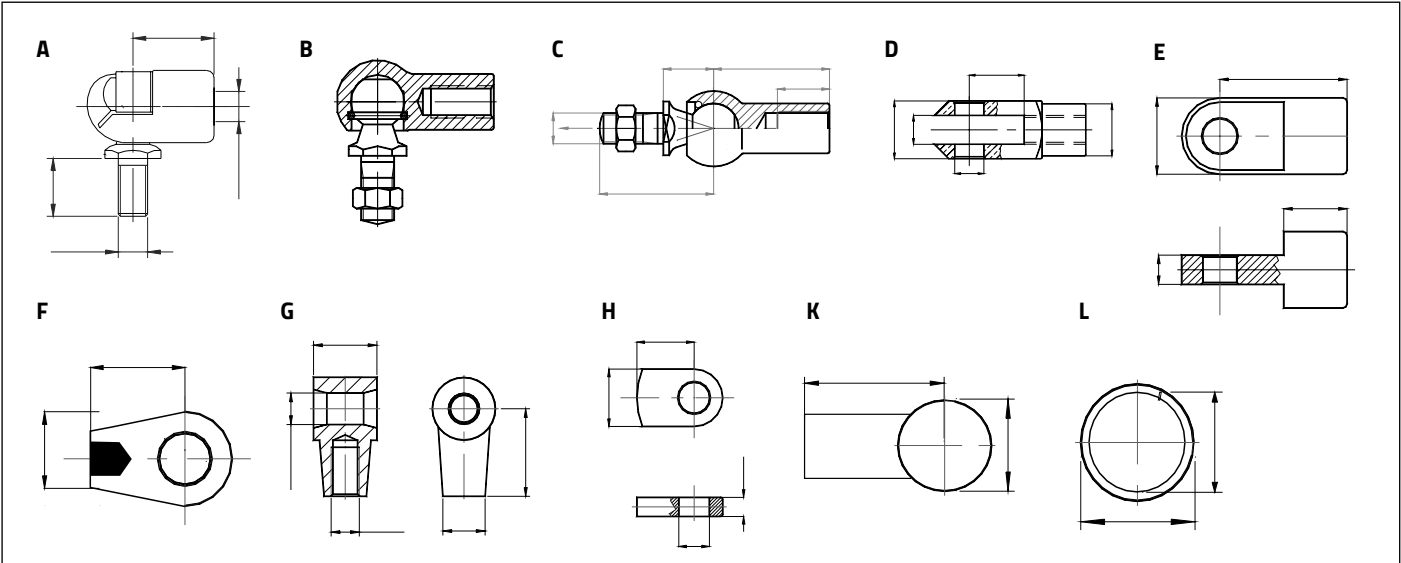
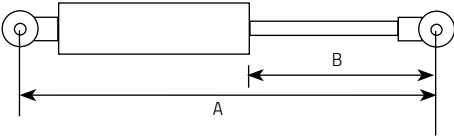
3. SRE / SRX / SA 350	Grey	2/0	350A	53201
	Blue	2/0	350A	53202
	Yellow	2/0	350A	53203
	Red	2/0	350A	53204
	Green	2/0	350A	53205

	A mm	B mm	C mm	D mm	E mm	F mm	G mm	H mm	I mm
1.	92.20	71.10	35.60	7.90	15.80	28.60	49.20	25.40	18.60
2.	125.40	85.70	42.80	7.90	15.80	28.60	61.90	33.30	22.20
3.	125.40	85.70	42.80	7.90	15.80	28.60	61.90	33.30	22.20

NYLON HANDLES	Amp	Part#	LOCKING HANDLE	Amp	Part#
	160/175A	53169		160/175A	53194
	320A	53169		320A	53198
	350A	53169		350A	53198

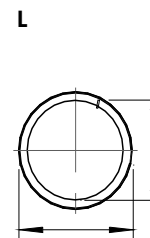
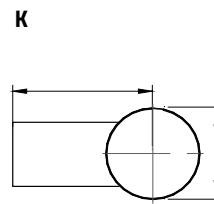
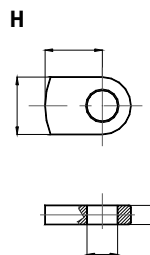
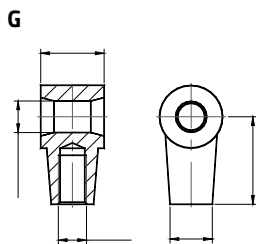
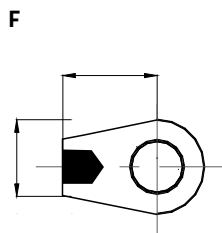
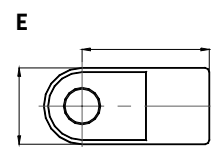
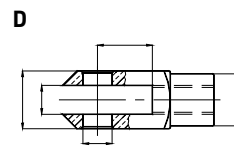
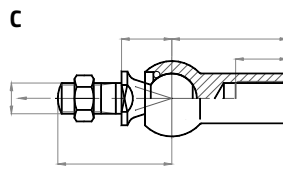
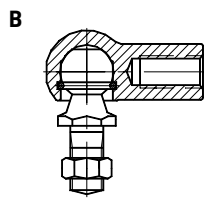
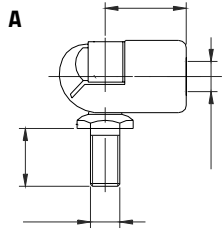
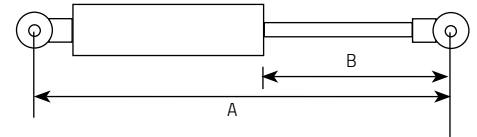
CONTACTS Amp	Part#
Axiliary contact set	160A / 170A / 175A / 350A 53196
Contact set 1/0	160A / 170A 53197
Contact set 2/0	175A / 350A 53200

Gas springs

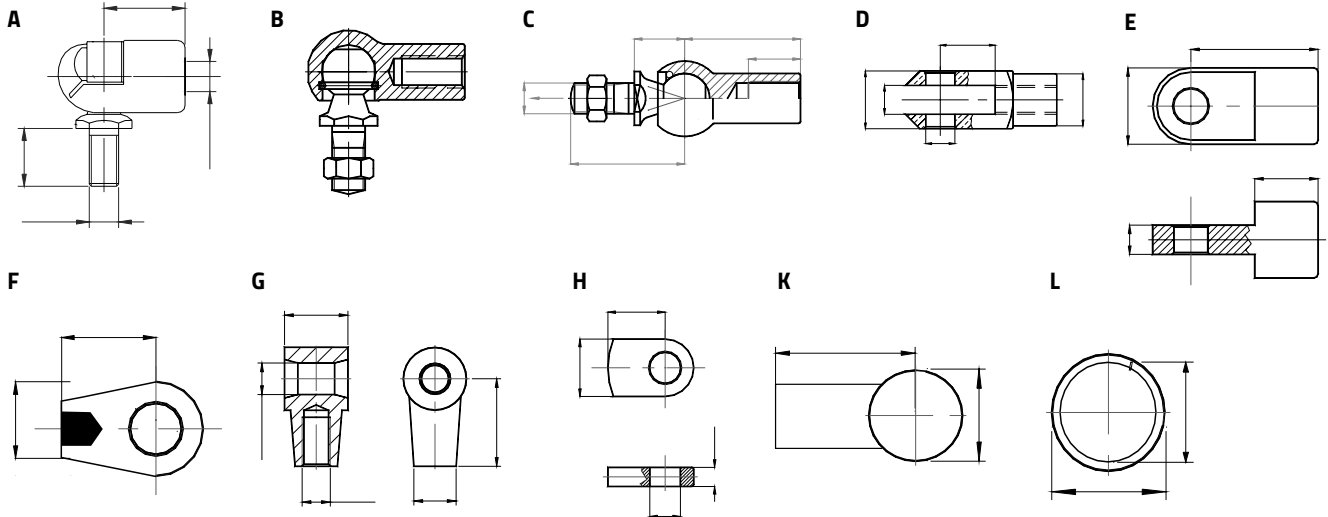
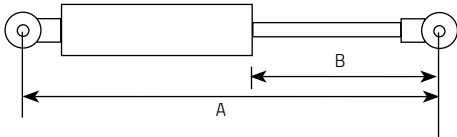


LENGTH A MM	STROKE B MM	PISTON DIA MM	SHELL DIA MM	NEWTON	TYPE PISTON END	SIZE	TYPE SHELL END	SIZE	PART#
95	15	8	24	2300	L	12.00	L	12.00	04071000
100	25	8	24	4100	L	12.00	L	12.00	04071001
110	25	6	15	200	E	6.00	E	6.00	04071002
115	37	8	24	4100	L	12	L	12	04071135
116	42	8	24	/	L	12	L	12	04071142
120	30	8	24	4100	L	12.00	L	12.00	04071003
145	45	6	15	130	H	6.30	H	6.30	04071004
146	53	8	23	900	L	/	E	10	04071130
165	45	6	15	450	A	M8	A	M8	04071005
168	67	10	22	1100	H	8	/	8	04071134
170	45	10	23	400	-	M8	-	M8	04071006
185	65	6	15	400	H	6.30	H	6.30	04071007
185	67	6	15	150	A	M8	A	M8	04071143
205	60	8	18	700	A	M8	A	M8	04071008
205	60	8	18	700	H	8.20	H	8.20	04071009
205	65	8	18	600	A	M8	A	M8	04071010
205	70	8	18	400	H	6.30	H	8.20	04071011
205	80	8	18	600	A	M8	A	M8	04071145
215	65	8	19	700	A	M8	A	M8	04071012
215	65	10	21	850	E	8.20	E	8.20	04071013
230	80	8	18	580	H	8.30	H	8.30	04071014
235	80	8	19	500	B	M8	B	M8	04071015
235	80	8	19	600	A	M8	A	M8	04071016
235	80	8	18	600	B	M8	B	M8	04071017
245	80	8	19	410	A	M8	A	M8	04071018
245	80	8	19	510	A	M8	A	M8	04071019
245	80	10	23	550	-	M8	F	8.20	04071020
245	85	10	22	810	A	M8	A	M8	04071021
250	100	8	18	280	A	M8	A	M8	04071144
255	80	8	18	420	E	10.20	E	10.20	04071022
255	80	10	22	900	B	M8	B	M8	04071023
255	90	8	19	300	A	M8	A	M8	04071024
270	40	8	19	450	H	8	H	8	04071025
270	45	8	19	450	H	8	H	8	04071026

Gas springs

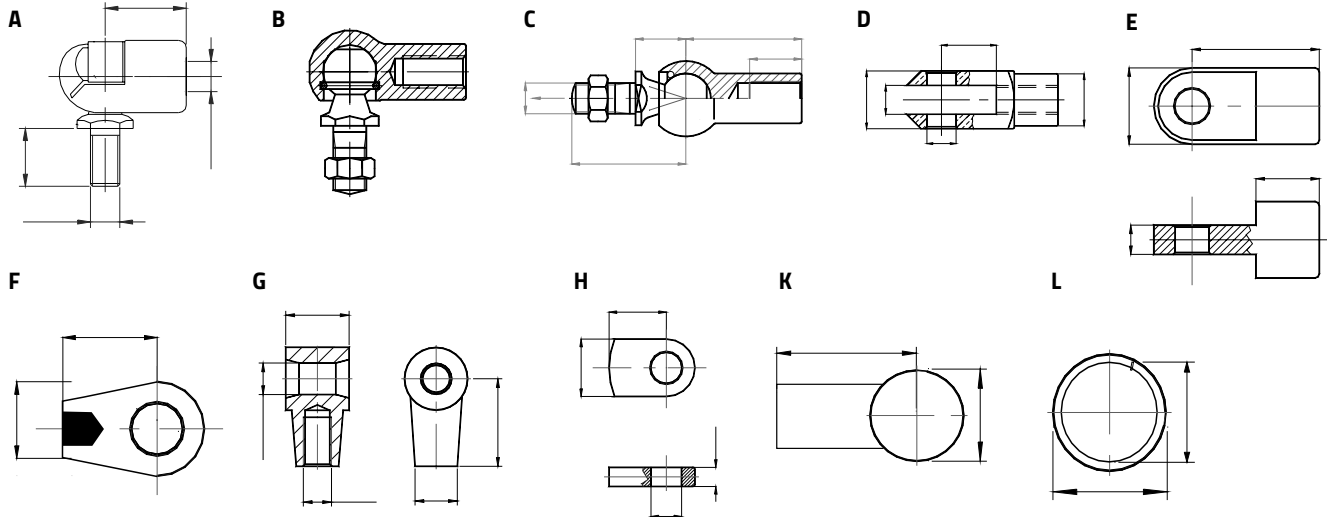
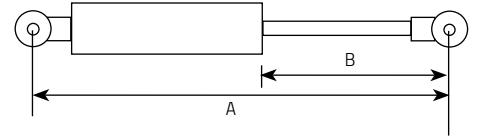


LENGTH A MM	STROKE B MM	PISTON DIA MM	SHELL DIA MM	NEWTON	TYPE PISTON END	SIZE	TYPE SHELL END	SIZE	PART#
275	90	8	19	760	B	M8	B	M8	04071027
275	95	8	19	400	B	M8	B	M8	04071028
275	95	10	23	700	-	M8	-	M8	04071029
275	100	8	19	300	B	M8	B	M8	04071030
280	95	8	19	450	A	M8	A	M8	04071031
280	100	8	18	150	B	M8	B	M8	04071032
285	95	10	23	910	B	M8	B	M8	04071033
285	95	10	28	/	E	8	E	8	04071127
285	100	10	22	1000	A	M8	A	M8	04071034
290	100	8	19	300	B	M8	B	M8	04071035
295	100	8	18	450	D	8.20	F	8.20	04071036
300	100	14	27	2280	G	10.20	F	10.10	04071037
305	41	10	28	400	D	8	B	M8	04071141
305	138	10	22	/	F	9	E	8	04071128
310	100	10	22	670	B	M8	B	M8	04071038
310	100	14	29	2500	H	10.40	H	10.20	04071039
310	120	8	18	200	B	M8	B	M8	04071040
315	95	10	27	250	SPEC	8.20	H	10.20	04071041
315	95	10	28	450	SPEC	8	H	10	04071129
315	100	10	22	800	B	M8	B	M8	04071042
315	120	8	19	200	-	M6	H	8	04071043
315	125	8	22	285	F	10.20	-	-	04071044
320	115	12,5	27,5	1200	D	10.00	D	10.20	04071045
320	125	10	22	750	H	8.20	H	8.20	04071046
320	143	8	18	200	H	8	H	8	04071132
325	85	10	21	415	D	8.00	D	8.00	04071047
325	120	8	18	350	A	M8	A	M8	04071048
325	120	8	18	400	A	M8	A	M8	04071049
325	140	8	18	400	A	M8	A	M8	04071126
330	50	10	22	450	K	16.00	H	8.30	04071050
330	50	10	22	550	K	16.00	H	8.30	04071051
330	50	10	22	550	-	M8	-	M8	04071052
330	50	10	22	550	K	16.00	H	8.30	04071053
330	135	8	18	/	K	/	K	/	04071137



LENGTH A	STROKE B	PISTON	SHELL	NEWTON	TYPE	SIZE	TYPE	SIZE	PART#
MM	MM	DIA MM	DIA MM		PISTON END		SHELL END		
330	135	14	28	1400	B	M10	B	M10	04071125
340	125	12,5	27,5	900	B	M8	B	M8	04071054
345	125	8	18	525	B	M8	B	M8	04071055
355	130	10	22	700	B	M8	B	M8	04071056
360	167	14	28	1850	K	16	D	8	04071133
365	165	14	28	1500	K	16	D	8	04071131
370	130	8	18	535	B	M8	B	M8	04071057
385	145	8	18	130	H	8.30	H	8.30	04071058
385	150	10	23	550	H	10.20	H	10.20	04071059
385	150	10	22	900	A	M8	A	M8	04071060
395	145	10	22	450	B	M8	B	M8	04071061
395	155	8	19	380	B	M8	B	M8	04071062
405	55	8	19	800	E	8.20	E	8.20	04071063
405	155	8	19	945	A	M8	A	M8	04071064
405	165	8	18	200	A	M8	A	M8	04071065
410	150	10	23	350	B	M8	B	M8	04071066
410	150	10	28	500	-	M10	H	8.20	04071067
415	160	8	18	600	A	M8	A	M8	04071068
425	160	10	22	930	A	M8	A	M8	04071069
425	160	10	23	/		M8		M8	04071136
430	35	10	29	1000	E	10	E	10	04071139
430	165	8	18	600	A	M8	A	M8	04071070
445	185	8	18	500	A	M8	A	M8	04071071
445	200	10	22	1000	A	/	A	/	04071138
450	175	10	22	750	A	M8	A	M8	04071072
450	175	8	19	900	A	M8	A	M8	04071073
470	170	10	22	950	B	M8	B	M8	04071074
470	170	10	22	1110	B	M8	B	M8	04071075
480	50	10	28	350	K	16.00	-	-	04071076
490	200	10	22	800	B	M8	B	M8	04071077
490	220	8	19	600	A	M8	A	M8	04071140
490	225	8	18	200	A	/	A	/	04071123
495	210	10	19	400	H	10.00	B	M8	04071078
500	170	10	22	950	B	M8	H	8.30	04071079

Gas springs



LENGTH A MM	STROKE B MM	PISTON DIA MM	SHELL DIA MM	NEWTON	TYPE PISTON END	SIZE	TYPE SHELL END	SIZE	PART#
500	200	10	22	525	H	10.00	B	M8	04071080
500	200	10	22	600	H	8.30	H	8.30	04071081
500	225	8	19	180	A	M8	A	M8	04071120
505	200	10	22	450	H	8.30	H	8.30	04071082
515	200	10	22	800	B	M8	B	M8	04071083
515	200	10	22	900	B	M8	B	M8	04071084
515	200	10	22	910	B	M8	B	M8	04071085
515	200	12,5	27,5	1000	B	M8	B	M8	04071086
515	200	12,5	27,5	1050	B	M8	B	M8	04071087
515	205	10	22	1090	B	M8	B	M8	04071088
525	160	10	22	570	-	10.20	-	10.20	04071089
525	200	8	19	410	B	M8	B	M8	04071090
525	220	8	18	400	A	M8	A	M8	04071091
535	155	10	22	470	A	M8	A	M8	04071092
545	225	8	18	650	D	6.00	D	6.00	04071093
565	240	10	22	720	H	8.30	H	8.30	04071094
565	265	10	22	650	A	/	A	/	04071124
585	245	10	22	750	B	M8	B	M8	04071095
585	250	8	18	300	A	M8	A	M8	04071096
590	255	12,5	27,5	1750	H	8.40	H	8.40	04071097
595	255	10	22	350	A	M8	F	8.00	04071098
625	155	8	19	250	A	/	A	/	04071121
660	290	10	22	660	E	8,20	E	8,20	04071122
330	100	10	22	460	D	8.20	D	8.20	04071102
598	250	8	18	400	E	8.20	E	8.20	04071099
600	225	10	22,5	510	-	8.20	-	8.20	04071100
610	250	10	22	650	B	M8	B	M8	04071101
665	300	10	23	500	-	M10	-	M10	04071103
670	255	10	22	900	B	M8	B	M8	04071104
705	300	14	28	1250	H	8.20	H	8.20	04071105
720	305	10	19	500	D	8.20	D	8.20	04071106
735	320	10	22	445	H	10.00	B	M8	04071107
915	365	10	22	300	-	M8	-	M8	04071108
300 (in)	150	10	27	1000	D	8.20	D	M8	04071109
300 (in)	150	10	27	1200	D	8.20	D	M8	04071110



ALBRIGHT TYPE	PART#	PART# KIT	ALBRIGHT TYPE	PART#	PART# KIT	ALBRIGHT TYPE	PART#	PART# KIT
DC182-3	03361359	03371062	SW62A-64M	03361270	03371000	SW80B-14	03361177	03371017
DC182-4	03361646	03371062	SW62A-79	03361822	03371000	SW80B-15	03361612	03371017
DC182-408	03361365	03371062	SW80-1	03361276	03371017	SW80B-205	03361850	03371017
DC182-4-24V	03361800	03371062	SW80-10	03361320	03371017	SW80B-24	03361852	03371017
DC182-427	03361662	03371062	SW80-105	03361154	03371017	SW80B-282	03361854	03371017
DC182-431	03361526	03371062	SW80-113L	03361403	03371030	SW80B-288	03361856	03371017
DC182-453	03361802	03371062	SW80-1163	03361694	03371017	SW80B-30	03361858	03371017
DC182-559T	03361660	03371062	SW80-120L	03361155	03371030	SW80B-318	03361172	03371017
DC182-627L	03361604	03371068	SW80-131L	03361404	03371030	SW80B-39	03361505	03371017
DC182B-100	03361668	03371062	SW80-140L	03361423	03371030	SW80B-4	03361173	03371017
DC182B-102	03361680	03371062	SW80-141L	03361442	03371030	SW80B-40	03361349	03371017
DC182B-103	03361011	03371062	SW80-15	03361494	03371017	SW80B-406	03361860	03371017
DC182B-11	03361012	03371062	SW80-164L	03361156	03371030	SW80B-421	03361174	03371017
DC182B-15	03361361	03371062	SW80-190	03361157	03371017	SW80B-463	03361175	03371017
DC182B-252	03361013	03371062	SW80-24	03361824	03371017	SW80B-464	03361178	03371017
DC182B-254	03361014	03371062	SW80-249FL	03361498	03371030	SW80B-465	03361862	03371017
DC182B-256	03361015	03371062	SW80-255L	03361158	03371030	SW80B-470	03361606	03371017
DC182B-3	03361804	03371062	SW80-258	03361682	03371017	SW80B-49	03361700	03371017
DC182B-406	03361806	03371062	SW80-278	03361826	03371017	SW80B-62	03361674	03371017
DC182B-410	03361366	03371062	SW80-283	03361377	03371017	SW80B-9	03361864	03371017
DC182B-411	03361367	03371062	SW80-284	03361005	03371017	SW82-1	03361179	03371126
DC182B-419	03361016	03371062	SW80-295L	03361471	03371030	SW82-102	03361473	03371126
DC182B-432	03361368	03371062	SW80-3	03361160	03371017	SW82-11	03361472	03371126
DC182B-447	03361369	03371062	SW80-304L	03361828	03371030	SW82-12	03361180	03371126
DC182B-48	03361808	03371062	SW80-361L	03361379	03371030	SW82-140FL	03361500	03371127
DC182B-521	03361624	03371062	SW80-39	03361421	03371017	SW82-16L	03361381	03371127
DC182B-537T	03361810	03371062	SW80-398	03361207	03371017	SW82-17L	03361380	03371127
DC182B-538T	03361812	03371062	SW80-4	03361638	03371017	SW82-18L	03361285	03371127
DC182B-599T	03361678	03371062	SW80-40	03361422	03371017	SW82-19L	03361406	03371127
DC182B-608	03361650	03371062	SW80-406	03361162	03371017	SW82-2	03361282	03371126
DC182B-612T	03361614	03371062	SW80-49	03361469	03371017	SW82-22L	03361445	03371127
DC182B-632T	03361536	03371062	SW80-491	03361830	03371017	SW82-23L	03361446	03371127
DC182B-7	03361360	03371062	SW80-493L	03361378	03371030	SW82-26L	03361474	03371127
DC182B-93	03361362	03371062	SW80-4F	03361277	03371017	SW82-3	03361181	03371126
DC88-1	03361355	03371099	SW80-4L	03361832	03371030	SW82-32F	03361284	03371126
DC88-116	03361357	03371099	SW80-5	03361834	03371017	SW82-4	03361405	03371126
DC88-119	03361358	03371099	SW80-548	03361836	03371017	SW82-66	03361424	03371126
DC88-136	03361529	03371099	SW80-56	03361512	03371017	SW82-7	03361443	03371126
DC88-137	03361530	03371099	SW80-575L	03361513	03371030	SW82-8	03361444	03371126
DC88-207	03361692	03371099	SW80-6	03361838	03371017	SW82L-18	03361866	03371127
DC88-307T	03361672	03371099	SW80-62	03361470	03371017	SW84-1	03361184	03371023
DC88-325T	03361608	03371099	SW80-659	03361652	03371017	SW84-153	03361425	03371023
DC88-336	03361816	03371099	SW80-660	03361656	03371017	SW84-2	03361386	03371023
DC88B-119	03361017	03371099	SW80-7	03361279	03371017	SW84-3	03361185	03371023
DC88B-122	03361018	03371099	SW80-739FL	03361499	03371030	SW84-4	03361186	03371023
DC88B-27	03361697	03371099	SW80-740L	03361504	03371030	SW84-6	03361187	03371023
DC88B-331	03361636	03371099	SW80-8	03361165	03371017	SW84-7	03361451	03371023
DC88B-7	03361356	03371099	SW80-867	03361848	03371017	SW84-8	03361452	03371023
SW62-58	03361271	03371000	SW80-9	03361280	03371017	SW84B-212T	03361634	03371023
SW62-58M	03361816	03371000	SW80A-17	03361644	03371017	SW88-1	03361188	03371025
SW62-79	03361620	03371000	SW80A-18	03361354	03371017	SW88-104L	03361495	03371031
SW62A-13M	03361274	03371000	SW80AB-230	03361166	03371017	SW88-142L	03361410	03371031
SW62A-58	03361818	03371000	SW80AB-26	03361167	03371017	SW88-158L	03361454	03371031
SW62A-58M	03361820	03371000	SW80B-13	03361170	03371017	SW88-163	03361427	03371025

Contactors

Albright



ALBRIGHT TYPE	PART#	PART# KIT	ALBRIGHT TYPE	PART#	PART# KIT	ALBRIGHT TYPE	PART#	PART# KIT
SW88-2	03361387	03371025	SW180-398L	03361884	03371042	SW180B-8	03361089	03371033
SW88-3	03361287	03371025	SW180-4	03361062	03371033	SW180B-93	03361924	03371033
SW88-4	03361189	03371025	SW180-473L	03361518	03371042	SW180B-94L	03361686	03371042
SW88-46	03361190	03371025	SW180-48	03361664	03371033	SW180B-97	03361090	03371033
SW88-5	03361288	03371025	SW180-5	03361077	03371033	SW181-1	03361391	03371036
SW88-7	03361193	03371025	SW180-501	03361690	03371033	SW181-15	03361483	03371036
SW88-73	03361477	03371025	SW180-571L	03361519	03371042	SW181-16	03361484	03371036
SW88-74	03361478	03371025	SW180-594T	03361670	03371033	SW181-198	03361432	03371036
SW88-76	03361426	03371025	SW180-6	03361293	03371033	SW181-2	03361392	03371036
SW88-78L	03361409	03371031	SW180-7	03361294	03371033	SW181-23L	03361393	03371045
SW88-8	03361453	03371025	SW180-8	03361455	03371033	SW181-24L	03361394	03371045
SW88-90	03361517	03371025	SW180-93	03361295	03371033	SW181-25L	03361413	03371045
SW88A-24	03361289	03371025	SW180-94L	03361429	03371042	SW181-26L	03361414	03371045
SW88B-104L	03361616	03371031	SW180-98L	03361430	03371042	SW181-29L	03361460	03371045
SW88B-111	03361192	03371025	SW180A-24	03361218	03371033	SW181-3	03361296	03371036
SW88B-122	03361868	03371025	SW180A-45	03361334	03371033	SW181-30L	03361461	03371045
SW88B-123	03361200	03371025	SW180A-47	03361886	03371033	SW181-37L	03361485	03371045
SW88B-128	03361195	03371025	SW180A-499L	03361688	03371042	SW181-38L	03361486	03371045
SW88B-149	03361199	03371025	SW180AB-24	03361065	03371033	SW181-4	03361412	03371036
SW88B-27	03361197	03371025	SW180AB-52	03361066	03371033	SW181-7	03361458	03371036
SW88B-28	03361198	03371025	SW180B-102L	03361496	03371042	SW181-8	03361459	03371036
SW88B-3	03361870	03371025	SW180B-103	03361520	03371033	SW181-93	03361431	03371036
SW88B-5	03361872	03371025	SW180B-11	03361084	03371033	SW181-94L	03361433	03371045
SW102-1	03361215	03371028	SW180B-12	03361068	03371033	SW181B-15	03361704	03371045
SW102-55	03361039	03371028	SW180B-13	03361069	03371033	SW181B-150	03361091	03371045
SW102AB-25	03361010	03371028	SW180B-145L	03361076	03371042	SW181B-212	03361712	03371045
SW102B-12	03361226	03371028	SW180B-149	03361070	03371033	SW181B-216T	03361706	03371134
SW102B-45	03361874	03371028	SW180B-15	03361888	03371033	SW181B-217T	03361531	03371134
SW102B-48	03361041	03371028	SW180B-157	03361072	03371033	SW181B-280	03361696	03371036
SW102B-6	03361042	03371028	SW180B-16	03361890	03371033	SW181B-3	03361521	03371036
SW102B-9	03361043	03371028	SW180B-195	03361702	03371033	SW181B-4	03361532	03371036
SW102B-99	03361290	03371028	SW180B-205	03361075	03371033	SW181B-93	03361708	03371036
SW180-1	03361085	03371033	SW180B-222	03361080	03371033	SW181BSPCO	03361926	03371036
SW180-140	03361535	03371033	SW180B-224	03361892	03371033	SW182-1	03361092	03371040
SW180-15	03361479	03371033	SW180B-225L	03361894	03371042	SW182-11	03361299	03371040
SW180-16	03361480	03371033	SW180B-226	03361340	03371033	SW182-15	03361487	03371040
SW180-195	03361428	03371033	SW180B-229	03361896	03371033	SW182-16	03361488	03371040
SW180-2	03361388	03371033	SW180B-254	03361101	03371033	SW182-198	03361434	03371040
SW180-215L	03361057	03371042	SW180B-265L	03361898	03371042	SW182-2	03361395	03371040
SW180-222	03361061	03371033	SW180B-3	03361900	03371033	SW182-204	03361523	03371040
SW180-223L	03361876	03371042	SW180B-321	03361902	03371033	SW182-205	03361522	03371040
SW180-23L	03361389	03371042	SW180B-322	03361904	03371033	SW182-210	03361501	03371040
SW180-24L	03361390	03371042	SW180B-323	03361906	03371033	SW182-23L	03361396	03371049
SW180-25L	03361411	03371042	SW180B-324	03361083	03371033	SW182-24L	03361397	03371049
SW180-267L	03361666	03371042	SW180B-325	03361908	03371033	SW182-25L	03361416	03371049
SW180-26L	03361060	03371042	SW180B-360	03361910	03371033	SW182-266	03361928	03371040
SW180-29L	03361456	03371042	SW180B-395	03361912	03371033	SW182-267	03361930	03371040
SW180-3	03361878	03371033	SW180B-4	03361630	03371033	SW182-26L	03361417	03371049
SW180-30L	03361457	03371042	SW180B-407	03361914	03371033	SW182-29L	03361463	03371049
SW180-326L	03361618	03371042	SW180B-413	03361916	03371033	SW182-3	03361093	03371040
SW180-36	03361880	03371033	SW180B-48F	03361918	03371033	SW182-30L	03361464	03371049
SW180-36/48	03361882	03371033	SW180B-4-P	03361920	03371033	SW182-37L	03361489	03371049
SW180-37L	03361481	03371042	SW180B-60C	03361087	03371033	SW182-38L	03361490	03371049
SW180-38L	03361482	03371042	SW180B-7	03361922	03371033	SW182-4	03361415	03371040

Contactors



Albright

ALBRIGHT TYPE	PART#	PART# KIT	ALBRIGHT TYPE	PART#	PART# KIT	ALBRIGHT TYPE	PART#	PART# KIT
SW182-5	03361297	03371040	SW200-340	03361497	03371005	SW202-66	03361440	03371013
SW182-7	03361298	03371040	SW200-359	03361954	03371005	SW202-9	03361401	03371013
SW182-8	03361462	03371040	SW200-369	03361337	03371005	SW202AB-77	03361148	03371013
SW182-93	03361301	03371040	SW200-392	03361121	03371005	SW202B-1	03361149	03371013
SW182-94L	03361435	03371049	SW200-419	03361956	03371005	SW202B-152	03361150	03371013
SW182-97L	03361602	03371049	SW200-420	03361123	03371005	SW202B-154	03361986	03371013
SW182A-102	03361094	03371040	SW200-421	03361958	03371005	SW202N-14	03361152	03371013
SW182B-1	03361353	03371040	SW200-472	03361960	03371005	SW202N-58	03361306	03371013
SW182B-100L	03361600	03371049	SW200-473	03361962	03371005	SW822-1	03361382	03371128
SW182B-102	03361010	03371040	SW200-484	03361964	03371005	SW822-11	03361475	03371128
SW182B-103	03361096	03371040	SW200-5	03361125	03371005	SW822-16	03361698	03371128
SW182B-104	03361097	03371040	SW200-503	03361117	03371005	SW822-16L	03361182	03371129
SW182B-11	03361104	03371040	SW200-6	03361212	03371005	SW822-17L	03361384	03371129
SW182B-124	03361099	03371040	SW200-66	03361310	03371005	SW822-18L	03361385	03371129
SW182B-13	03361300	03371040	SW200-67	03361966	03371005	SW822-19L	03361408	03371129
SW182B-16	03361338	03371040	SW200-7	03361124	03371005	SW822-2	03361383	03371128
SW182B-185L	03361610	03371049	SW200-8	03361968	03371005	SW822-22L	03361449	03371129
SW182B-199	03361524	03371040	SW200-86	03361128	03371005	SW822-23L	03361450	03371129
SW182B-209	03361332	03371040	SW200-88	03361129	03371005	SW822-26L	03361476	03371129
SW182B-210	03361932	03371040	SW200-9	03361970	03371005	SW822-3	03361183	03371128
SW182B-234	03361934	03371040	SW200A-100	03361302	03371005	SW822-4	03361407	03371128
SW182B-235	03361101	03371040	SW200A-140	03361131	03371005	SW822-55	03361988	03371128
SW182B-250	03361102	03371040	SW200A-191	03361972	03371005			
SW182B-252	03361103	03371040	SW200A701	03361974	03371005			
SW182B-256	03361936	03371040	SW200AB-44	03361133	03371005			
SW182B-268	03361525	03371040	SW200B-114	03361134	03371005			
SW182B-269	03361938	03371040	SW200B-131	03361135	03371005			
SW182B-3	03361940	03371040	SW200B-24	03361976	03371005			
SW182B-4	03361942	03371040	SW200B-423	03361136	03371005			
SW182B-5	03361944	03371040	SW200B-50	03361137	03371005			
SW182B-7	03361946	03371040	SW200B-503	03361978	03371005			
SW182B-8	03361351	03371040	SW200N-311	03361139	03371005			
SW182B-93	03361948	03371040	SW200N-336	03361684	03371005			
SW200-1	03361111	03371005	SW200N-368	03361980	03371005			
SW200-102	03361436	03371005	SW200N-88	03361324	03371005			
SW200-104	03361112	03371005	SW202-10	03361145	03371013			
SW200-114	03361113	03371005	SW202-102	03361286	03371013			
SW200-131	03361304	03371005	SW202-114	03361328	03371013			
SW200-177	03361130	03371005	SW202-150	03361143	03371013			
SW200-2	03361008	03371005	SW202-16	03361420	03371013			
SW200-20	03361115	03371005	SW202-174	03361144	03371013			
SW200-21	03361116	03371005	SW202-2	03361982	03371013			
SW200-214	03361437	03371005	SW202-22	03361308	03371013			
SW200-219	03361321	03371005	SW202-225	03361441	03371013			
SW200-22	03361117	03371005	SW202-27	03361984	03371013			
SW200-248	03361118	03371005	SW202-3	03361468	03371013			
SW200-257	03361676	03371005	SW202-41	03361327	03371013			
SW200-281	03361950	03371005	SW202-48	03361146	03371013			
SW200-283	03361124	03371005	SW202-5	03361307	03371013			
SW200-29	03361418	03371005	SW202-52	03361292	03371013			
SW200-297	03361506	03371005	SW202-54	03361147	03371013			
SW200-3	03361398	03371005	SW202-56	03361508	03371013			
SW200-312	03361952	03371005	SW202-59	03361493	03371013			
SW200-314	03361339	03371005	SW202-60	03361402	03371013			

