





Genie®

- Danger Decals..... 4
- Illustration/Pictorial Decals 6
- Instruction Decals..... 7
- Warning Decals..... 8
- Miscellaneous Decals 9



JLG

- Capacity Decals 10
- Caution Decals..... 16
- Control Panel Decals 17
- Cosmetic Decals 33
- Danger Decals..... 35
- Illustration/Pictorial Decals 36
- Important Decals 40
- Instruction Decals..... 41
- Miscellaneous Decals 43
- Warning Decals..... 45
- Warning/Danger Decals..... 51



Skyjack®

- Capacity Decals 54
- Caution Decals..... 55
- Control Panel Decals 56
- Danger Decals..... 57
- Illustration /Pictorial Decals 58
- Miscellaneous Decals 60
- Warning Decals..... 61



Snorkel®

Capacity Decals62
 Control Panel Decals63
 Danger Decals..... 64
 Illustration/Pictorial Decals65
 Miscellaneous Decals 66


Index By Manufacturer

Genie.....68
 JLG69
 Skyjack..... 74
 Snorkel..... 75

For More Information
 Visit us online at www.intellaparts.com
 Phone: 616-796-6638

GN31060
Do Not Alter Switch

⚠ DANGER



Tip-over Hazard
Altering or disabling limit switches can result in machine tip-over. Machine tip-over will result in death or serious injury.

Do not alter or disable limit switch(s).

31060 C

GN31508
Electric Hazard Plug

⚠ DANGER



Electrocution / Fire Hazard
Death or serious injury will result from use of improper or damaged cord and outlet.

Connect charger to a grounded AC 3-wire electrical outlet only.

Before each use, inspect for damaged cord, cables and wires. Replace damaged items before operating.

31508 D

GN32932
Tip-Over Axles


⚠ DANGER

Tip-over hazard.
Do not raise boom past horizontal unless both axles are extended.

32932 084A

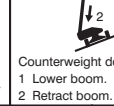
GN33952
Tilt Alarm

⚠ DANGER



Tip-over Hazard
If tilt-alarm sounds, unit is on a severe slope. Death or serious injury could occur.

Counterweight downhill:
1 Lower boom.
2 Retract boom.



Counterweight uphill:
1 Retract boom.
2 Lower boom.

33952 B

GN43091
General Safety

⚠ DANGER

Failure to read, understand and obey the operator's manual and the following safety rules will result in death or serious injury.

Improper Use Hazard
The operator is responsible for safe machine operation. This includes:
1. Avoid hazardous situations.
2. Always perform a pre-operation inspection.
3. Always perform function tests prior to use.
4. Inspect work place.
5. Only use the machine as it was intended.
Do not operate unless:
- You read, understand and obey applicable governmental regulations, safety and operator's manuals and decals.
- You are properly trained to safely operate this machine.

Electrocution Hazards
This machine is not electrically insulated and will not provide protection from contact with or exposure to electrical current.
Minimum Safe Approach Distances

Line Voltage	Clearance	Clearance
0 to 300V	10 ft	3.05 m
300V to 500KV	15 ft	4.60 m
500KV to 350KV	20 ft	6.10 m
350KV to 500KV	25 ft	7.62 m
500KV to 750KV	35 ft	10.67 m
750KV to 1000KV	45 ft	13.72 m

Tip-over Hazards
Do not raise platform unless machine is on firm, level ground. Avoid off-road, uneven and unstable or slippery surfaces.
Machines without outriggers: Do not raise platform unless machine is on a level surface.
Machines with outriggers: Do not raise platform unless machine is level.
Do not operate machine on uneven surfaces or other hazardous conditions with the platform raised.
Do not place or attach counterweight loads to any part of the machine.

Electrocution Hazards
Do not touch or stand on electrical conductors. Do not touch or stand on the platform guard rails. Maintain a firm footing on the platform at all times. Do not climb down from the platform when raised.
Attach platform entry chain and raise entry gate before operating.

Crushing Hazards
Keep hands and limbs out of access.
Use common sense and planning when operating machine with operator from ground. Maintain safe distances between operator, machine and load objects.

Collision Hazards
Be aware of limited sight distance and blind spots when driving or operating. Check work area for overhead obstructions or other possible hazards. Be aware of existing hazards when grasping the platform guard rail.

Explosion Hazards
Do not start engine if you smell or detect liquid petroleum gas (LPG), gasoline, diesel fuel or other explosive substances.
Do not refuel the machine with the engine running.

Damaged Machine Hazards
Do not use a damaged or malfunctioning machine. Do not use maintenance has been performed as specified in the appropriate operator's and service manuals.
Be sure all decals are in place and legible. Be sure safety, operator's and responsibilities manuals are completed, legible and in the storage container located on the platform.

43091 C

GN43617
Tip-Over Battery

⚠ DANGER


Tip-over hazard.
Failure to replace batteries with proper weight batteries will cause death or serious injury.

Batteries are used as counterweight and are critical to machine stability. Each battery must weigh 65 pounds (29.5 kg).

43617 017A

GN43696
Electric Hazard GS

⚠ DANGER



Electrocution Hazard
Death or injury can result from contacting electric power lines.

Always contact the electric power line owner. The electric power shall be disconnected or the power lines moved or insulated before machine operations begin.


Maintain required clearance.

Line Voltage	Required Clearance	
0 to 300V	Avoid Contact	
300V to 50KV	10 ft	3.05 m
50KV to 200KV	15 ft	4.60 m
200KV to 350KV	20 ft	6.10 m
350KV to 500KV	25 ft	7.62 m
500KV to 750KV	35 ft	10.67 m
750KV to 1000KV	45 ft	13.72 m

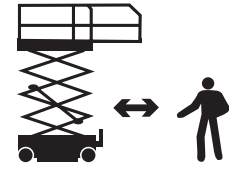
43696 B

GN44255
Crushing Hazard

⚠ DANGER



Crushing Hazard
Contact with moving parts will result in death or serious injury.




Keep away from moving parts.


44255 C

GN44737
Tip-Over Trays

⚠ DANGER



Tip-over hazard.
Raising the platform or driving the machine with chassis trays open will result in death or serious injury.



Close chassis trays before raising the platform or driving the machine.

44737 B

GN46262
Battery Safety

⚠ DANGER

Failure to obey the following battery and charger safety rules will cause death or serious injury.

Burn Hazards
- Batteries contain acid. Always wear protective clothing and eyewear when working with batteries.
- Avoid spilling or contact with battery acid. Neutralize battery acid spills with baking soda and water.
- Avoid contact with hot or live electric circuits.
- Do not expose batteries or charger to water and/or rain.

Explosion Hazards
- Keep sparks, flames and lighted tobacco away from batteries. Batteries emit explosive gas.
- Battery tray should be open during entire charging cycle.
- Do not contact battery terminals or cable clamps with tools that may cause sparks.

Electrocution Hazards
- Connect charger to a grounded AC 3-wire electrical outlet only.
- Before each use, inspect for damaged cord, cables and wires. Replace damaged items before operating.

Lifting Hazard
- Use proper lifting techniques and appropriate number of people when lifting batteries.

Component Damage Hazard
- Do not use any charger greater than 24V to charge batteries.

46262 C

GN72853
Improper Use Hazard

⚠ DANGER

Failure to read, understand and obey the safety rules will result in death or serious injury.

The operator is responsible for safe machine operation. This includes:

1. Avoid hazardous situations.
2. Always perform a pre-operation inspection.
3. Always perform function tests prior to use.
4. Inspect the work place.
5. Only use the machine as it was intended.




Do not operate unless:
- You read, understand and obey manufacturer's instructions and safety rules - safety and operator's manuals and decals
- applicable governmental regulations
- You are properly trained to safely operate this machine.

V 02853


All original equipment manufacturer names, part numbers and part descriptions are used for reference or identification purposes only and are not intended to imply that any part listed is manufactured by those companies or that there is any affiliation with those companies. JLG, JLG GROUND SUPPORT, PARTSPLUS, SKYTRAK and LULL are registered trademarks of JLG Industries, Inc. GENIE and the color blue applied to certain parts of mobile elevating work platform structures are currently registered trademarks of Genie Industries, Inc. All other names/trademarks are the property of their respective owners and manufacturers.

THE WARRANTIES SET FORTH IN THIS SECTION ARE EXCLUSIVE AND IN LIEU OF ALL OTHER WARRANTIES WHETHER STATUROY, EXPRESSES OR IMPLIED, AND THE WARRANTIES OF MERCHANTABILITY AND FITNESS FOR A PARTICULAR PURPOSE AND ALL OTHER WARRANTIES ARISING FROM COURSE OF DEALING OR USAGE OF TRADE ARE HEREBY EXCLUDED. THE REMEDIES PROVIDED HEREIN ARE CUSTOMER'S SOLE AND EXCLUSIVE REMEDIES FOR ANY FAILURE BY JLG TO COMPLY WITH ITS WARRANTY OBLIGATIONS. CORRECTION OF THE NONCONFORMITIES IN THE MANNER AND FOR THE PERIOD OF TIME PROVIDED HEREIN SHALL CONSTITUTE COMPLETE FULFILLMENT OF JLG'S OBLIGATIONS REGARDING DEFECTIVE PRODUCTS, WHETHER THE CLAIMS BY THE CUSTOMER ARE BASED IN CONTRACT, IN TORT (INCLUDING NEGLIGENCE) OR OTHERWISE.

GN82561
Use Safety Arm

 <p>Crushing Hazard Death or serious injury can result from contact with moving scissor arms.</p>		

GN97547
Electric Hazard

	<p>DANGER</p> <p>ELECTROCUTION HAZARD</p> <p>Death or serious injury will result from contact with this machine should it become electrically charged.</p> <p>KEEP CLEAR</p>
	<p>97547</p>


GN97890
General Safety Rules

<p>DANGER</p> <p>Failure to read, understand and obey the operator's manual and the following safety rules will result in death or serious injury.</p>																					
<p>Improper Use Hazard</p> <p>The operator is responsible for safe machine operation. This includes:</p> <ol style="list-style-type: none"> 1. Avoid hazardous situations. 2. Always perform a pre-operation inspection. 3. Always perform function tests prior to use. 4. Inspect work piece. 5. Only use the machine as it was intended. <p>Do not operate unless:</p> <ul style="list-style-type: none"> You meet, understand and obey manufacturer's instructions and safety rules. Always wear operator's protective and safety rules. Read and understand all instructions and safety rules. Read and understand all instructions and safety rules. Read and understand all instructions and safety rules. 	<p>Do not allow or disallow machine operation from any one other safety and stability.</p> <p>Do not touch staff or pull toward any object outside of the platform.</p> <p>Do not place or attach counterweight loads to any part of this machine.</p> <p>Do not place machine on surface or platform or against any part of the machine.</p> <p>Do not use the machine on a moving or mobile surface or vehicle.</p> <p>Do not use all base area in good condition, all fixed base are properly inflated and the tires are properly inflated.</p> <p>Do not use the machine on a moving or mobile surface or vehicle.</p> <p>Do not use all base area in good condition, all fixed base are properly inflated and the tires are properly inflated.</p>																				
<p>Electrocution Hazards</p> <p>This machine is well electrically insulated and will not provide protection from contact with or proximity to electrical current.</p> <p>Warning: All Approach Hazards</p> <table border="1"> <tr> <td>Model</td> <td>4000 Series</td> </tr> <tr> <td>4000 Series</td> <td>4000 Series</td> </tr> <tr> <td>4000 Series</td> <td>4000 Series</td> </tr> <tr> <td>4000 Series</td> <td>4000 Series</td> </tr> <tr> <td>4000 Series</td> <td>4000 Series</td> </tr> <tr> <td>4000 Series</td> <td>4000 Series</td> </tr> <tr> <td>4000 Series</td> <td>4000 Series</td> </tr> <tr> <td>4000 Series</td> <td>4000 Series</td> </tr> <tr> <td>4000 Series</td> <td>4000 Series</td> </tr> <tr> <td>4000 Series</td> <td>4000 Series</td> </tr> </table>	Model	4000 Series	4000 Series	4000 Series	4000 Series	4000 Series	4000 Series	4000 Series	4000 Series	4000 Series	4000 Series	4000 Series	4000 Series	4000 Series	4000 Series	4000 Series	4000 Series	4000 Series	4000 Series	4000 Series	<p>Fall Hazards</p> <p>Operators must wear a safety belt or harness in accordance with governmental regulations. Attach harness to anchor provided on platform.</p> <p>Do not sit, stand or climb on the platform guard rails.</p> <p>Maintain a firm footing on the platform floor at all times.</p> <p>Do not climb down from the platform when raised.</p> <p>Lower the platform only manually or close the entry gate before operating.</p> <p>Do not use the machine on a moving or mobile surface or vehicle.</p> <p>Do not use all base area in good condition, all fixed base are properly inflated and the tires are properly inflated.</p>
Model	4000 Series																				
4000 Series	4000 Series																				
4000 Series	4000 Series																				
4000 Series	4000 Series																				
4000 Series	4000 Series																				
4000 Series	4000 Series																				
4000 Series	4000 Series																				
4000 Series	4000 Series																				
4000 Series	4000 Series																				
4000 Series	4000 Series																				
<p>Tip-over Hazards</p> <p>Do not raise or extend boom unless machine is on firm, level ground.</p> <p>Do not depend on the alarm as a level indicator. The alarm sounds in a level position only when machine is in a severe slope.</p> <p>Do not raise boom when wind speeds may exceed 22 mph / 12.2 m/s.</p> <p>Do not operate machine in strong or gusty winds. Do not increase surface area of platform or load. Increasing area available to wind will decrease machine stability.</p> <p>Do not drive machine on or near uneven terrain, unstable surfaces or other hazardous conditions with boom raised or extended.</p> <p>Do not drive machine on a slope that exceeds the maximum slope or side slope rating for the machine.</p> <p>Use extreme care and slow speeds when driving the machine in elevated position across uneven terrain, ditches, ruts, holes or slippery surfaces or over bumps and dips.</p> <p>Do not attempt to raise a single or engaged platform using platform controls. All personnel must be removed from platform before attempting to use platform entry ground controls.</p>	<p>Collision Hazards</p> <p>Be aware of limited sight distance and blind spots when always operating.</p> <p>Check work area for overhead obstructions or other possible hazards.</p> <p>Be aware of crushing hazard when grasping the platform guard rail.</p> <p>Observe and use color-coded direction arrows on the platform controls and drive chassis for drive and lift functions.</p> <p>Do not lower the boom unless the area below is clear of personnel and obstructions.</p> <p>Explosion Hazards</p> <p>Do not heat engine, power source or other liquid petroleum gas (LPG), propane, diesel fuel or other explosive substances.</p> <p>Do not refuel the machine with the engine running.</p> <p>Do not use a damaged or malfunctioning machine.</p> <p>Be sure all maintenance has been performed as specified in the appropriate operator's and service manuals.</p> <p>Be sure all decals are in place and legible.</p> <p>Be sure safety, operator and responsibilities manuals are accessible, legible and in the storage container located on the platform.</p>																				


All original equipment manufacturer names, part numbers and part descriptions are used for reference or identification purposes only and are not intended to imply that any part listed is manufactured by those companies or that there is any affiliation with those companies. JLG, JLG GROUND SUPPORT, PARTSPLUS, SKYTRAK and LULL are registered trademarks of JLG Industries, Inc. GENIE and the color blue applied to certain parts of mobile elevating work platform structures are currently registered trademarks of Genie Industries, Inc. All other names/trademarks are the property of their respective owners and manufacturers.

THE WARRANTIES SET FORTH IN THIS SECTION ARE EXCLUSIVE AND IN LIEU OF ALL OTHER WARRANTIES WHETHER STATUROY, EXPRESSES OR IMPLIED, AND THE WARRANTIES OF MERCHANTABILITY AND FITNESS FOR A PARTICULAR PURPOSE AND ALL OTHER WARRANTIES ARISING FROM COURSE OF DEALING OR USAGE OF TRADE ARE HEREBY EXCLUDED. THE REMEDIES PROVIDED HEREIN ARE CUSTOMER'S SOLE AND EXCLUSIVE REMEDIES FOR ANY FAILURE BY JLG TO COMPLY WITH ITS WARRANTY OBLIGATIONS. CORRECTION OF THE NONCONFORMITIES IN THE MANNER AND FOR THE PERIOD OF TIME PROVIDED HEREIN SHALL CONSTITUTE COMPLETE FULFILLMENT OF JLG'S OBLIGATIONS REGARDING DEFECTIVE PRODUCTS, WHETHER THE CLAIMS BY THE CUSTOMER ARE BASED IN CONTRACT, IN TORT (INCLUDING NEGLIGENCE) OR OTHERWISE.

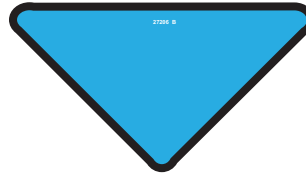
GN27204
Arrow Blue




GN27205
Arrow Yellow



GN27206
Triangle Blue



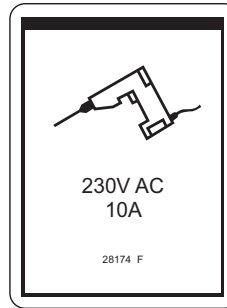
GN27207
Triangle Yellow



GN28171
No Smoking



GN28174
Power To Platform



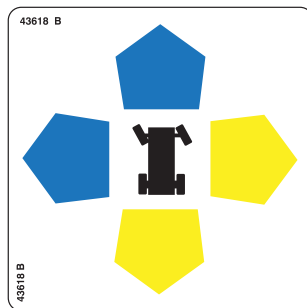
GN27867
Swivel Lock



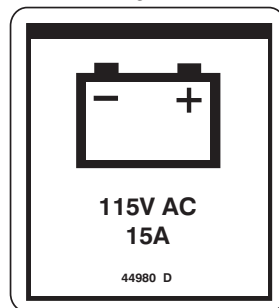
GN40434
Lanyard Anchorage Point




GN43618
Direction Arrows



GN44980
Power To Charger 115V



GN52475
Transport Tiedown



All original equipment manufacturer names, part numbers and part descriptions are used for reference or identification purposes only and are not intended to imply that any part listed is manufactured by those companies or that there is any affiliation with those companies. JLG, JLG GROUND SUPPORT, PARTSPLUS, SKYTRAK and LULL are registered trademarks of JLG Industries, Inc. GENIE and the color blue applied to certain parts of mobile elevating work platform structures are currently registered trademarks of Genie Industries, Inc. All other names/trademarks are the property of their respective owners and manufacturers.

THE WARRANTIES SET FORTH IN THIS SECTION ARE EXCLUSIVE AND IN LIEU OF ALL OTHER WARRANTIES WHETHER STATUTORY, EXPRESSED OR IMPLIED, AND THE WARRANTIES OF MERCHANTABILITY AND FITNESS FOR A PARTICULAR PURPOSE AND ALL OTHER WARRANTIES ARISING FROM COURSE OF DEALING OR USAGE OF TRADE ARE HEREBY EXCLUDED. THE REMEDIES PROVIDED HEREIN ARE CUSTOMER'S SOLE AND EXCLUSIVE REMEDIES FOR ANY FAILURE BY JLG TO COMPLY WITH ITS WARRANTY OBLIGATIONS. CORRECTION OF THE NONCONFORMITIES IN THE MANNER AND FOR THE PERIOD OF TIME PROVIDED HEREIN SHALL CONSTITUTE COMPLETE FULFILLMENT OF JLG'S OBLIGATIONS REGARDING DEFECTIVE PRODUCTS, WHETHER THE CLAIMS BY THE CUSTOMER ARE BASED IN CONTRACT, IN TORT (INCLUDING NEGLIGENCE) OR OTHERWISE.

GN28165
Footswitch Operation

INSTRUCTIONS

- Start Engine
- Operate Functions
- Stop

28165 C

GN30080
Max Load 500 lb

INSTRUCTIONS

Maximum load: 500 lbs / 227 kg.
Maximum occupants: 2.
Occupants and equipment must not exceed 500 lbs / 227 kg.

30080 C

GN72970
Charger Operation

INSTRUCTIONS

Battery Charger Operating Instructions

Observe and Obey:

- Do not operate the machine with discharged batteries.
- Do not operate machine with battery charger plugged in.
- Do not use external charger or booster battery.
- Recharge batteries after each work shift.
- Do not use proper AC input voltage for charging as indicated on charger.
- Use only Genie authorized batteries and charger.
- Do not expose charger to water or rain.

To Charge Battery:

- Be sure battery pack is connected before charging batteries.
- Open battery pack compartment. Compartment must remain open for the entire charging cycle.
- Remove battery vent caps and check battery acid level. If necessary, add only enough distilled water to cover the plates.
- Do not overfill prior to charge cycle.
- Replace battery vent caps.
- Connect the battery charger to a grounded AC circuit.
- If charger does not come on, press and hold low voltage start switch (if equipped).
- The charger will automatically shut off when charging cycle is complete.
- Check battery acid level when charge cycle is complete. Replenish with distilled water to the bottom of the fill tube.

72970 C

GN43089
Operate, GCP

INSTRUCTIONS

<p>Emergency Stop Push in red Emergency Stop button to stop all functions and turn machine off.</p> <p>Emergency Lowering Move toggle switch OR pull knob OR push button to lower platform.</p>	<p>Operation Turn the key switch to ground control. Pull out ground red Emergency Stop buttons to the on position. Be sure battery switch is connected before operating machine.</p>	<p>To Position Platform Move the toggle switch according to the markings on control panel. Drive and steer functions are not available from ground controls.</p>	<p>After Each Use Park machine on a firm, level surface. Remove key to secure from unauthorized use. Check wheels. Charge batteries.</p>
---	---	---	---

43089 F

GN82559
Annual Inspection Required

INSTRUCTIONS

Annual inspection required.

See service manual for inspection report.

82559 B

GN82657
Battery Connect

INSTRUCTIONS

Battery Connection Diagram

Batteries (4):
Group GC2
Batteries
Nominal Voltage: 6V
Capacity (20 hour rate):
225AH
Dimensions (l x w x h):
10 3/8 in x
7 1/8 in x
11 1/8 in

82657 B

GN97887
Max Side Force ANSI

INSTRUCTIONS

**Maximum allowable side force on platform:
150 lbs / 667 N.**

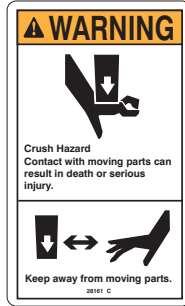
**Maximum allowable wind speed:
28 mph / 12.5 m/sec.**

97887 B

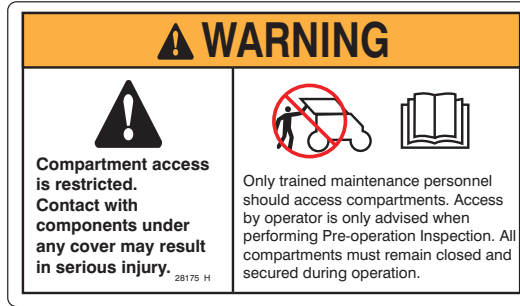
All original equipment manufacturer names, part numbers and part descriptions are used for reference or identification purposes only and are not intended to imply that any part listed is manufactured by those companies or that there is any affiliation with those companies. JLG, JLG GROUND SUPPORT, PARTSPUS, SKYTRAK and LULL are registered trademarks of JLG Industries, Inc. GENIE and the color blue applied to certain parts of mobile elevating work platform structures are currently registered trademarks of Genie Industries, Inc. All other names/trademarks are the property of their respective owners and manufacturers.

THE WARRANTIES SET FORTH IN THIS SECTION ARE EXCLUSIVE AND IN LIEU OF ALL OTHER WARRANTIES WHETHER STATUROY, EXPRESSES OR IMPLIED, AND THE WARRANTIES OF MERCHANTABILITY AND FITNESS FOR A PARTICULAR PURPOSE AND ALL OTHER WARRANTIES ARISING FROM COURSE OF DEALING OR USAGE OF TRADE ARE HEREBY EXCLUDED. THE REMEDIES PROVIDED HERIN ARE CUSTOMER'S SOLE AND EXCLUSIVE REMEDIES FOR ANY FAILURE BY JLG TO COMPLY WITH ITS WARRANTY OBLIGATIONS. CORRECTION OF THE NONCONFORMITIES IN THE MANNER AND FOR THE PERIOD OF TIME PROVIDED HEREIN SHALL CONSTITUTE COMPLETE FULFILLMENT OF JLG'S OBLIGATIONS REGARDING DEFECTIVE PRODUCTS, WHETHER THE CLAIMS BY THE CUSTOMER ARE BASED IN CONTRACT, IN TORT (INCLUDING NEGLIGENCE) OR OTHERWISE.

GN28161
Crush Hazard Hand



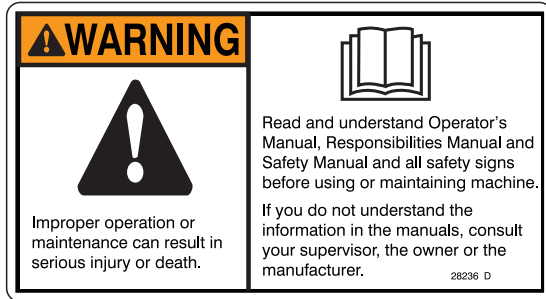
GN28175
Compartment Access



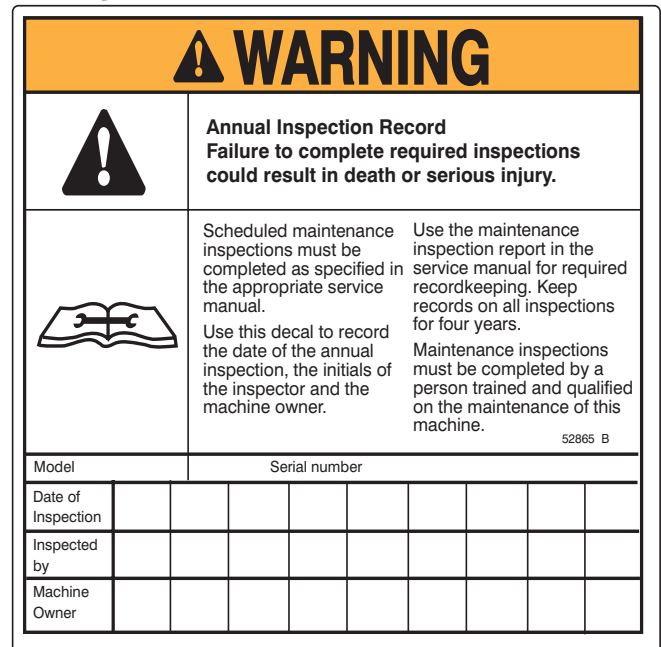
GN28177
Crush Hazard



GN28236
Improper Operation



GN52865
Annual Inspection



All original equipment manufacturer names, part numbers and part descriptions are used for reference or identification purposes only and are not intended to imply that any part listed is manufactured by those companies or that there is any affiliation with those companies. JLG, JLG GROUND SUPPORT, PARTSPUS, SKYTRAK and LULL are registered trademarks of JLG Industries, Inc. GENIE and the color blue applied to certain parts of mobile elevating work platform structures are currently registered trademarks of Genie Industries, Inc. All other names/trademarks are the property of their respective owners and manufacturers.

THE WARRANTIES SET FORTH IN THIS SECTION ARE EXCLUSIVE AND IN LIEU OF ALL OTHER WARRANTIES WHETHER STATUROY, EXPRESSES OR IMPLIED, AND THE WARRANTIES OF MERCHANTABILITY AND FITNESS FOR A PARTICULAR PURPOSE AND ALL OTHER WARRANTIES ARISING FROM COURSE OF DEALING OR USAGE OF TRADE ARE HEREBY EXCLUDED. THE REMEDIES PROVIDED HERIN ARE CUSTOMER'S SOLE AND EXCLUSIVE REMEDIES FOR ANY FAILURE BY JLG TO COMPLY WITH ITS WARRANTY OBLIGATIONS. CORRECTION OF THE NONCONFORMITIES IN THE MANNER AND FOR THE PERIOD OF TIME PROVIDED HEREIN SHALL CONSTITUTE COMPLETE FULFILLMENT OF JLG'S OBLIGATIONS REGARDING DEFECTIVE PRODUCTS, WHETHER THE CLAIMS BY THE CUSTOMER ARE BASED IN CONTRACT, IN TORT (INCLUDING NEGLIGENCE) OR OTHERWISE.

GN28164
Hazardous Materials

NOTICE

One or more of the following hazardous materials are used on this machine:

- Gasoline
- Liquid Petroleum Gas (LPG)
- Diesel Fuel
- Hydraulic Fluid
- Antifreeze
- Engine Oil
- Grease
- Lead Acid Battery

28164 116C

GN28176
Manual Not Here

If Safety Manual, Operator's Manual or Responsibilities Manual are missing, contact local Genie distributor or Genie Industries.

28176 D

GN43093
Tire Specs

Tire Size:
12 x 4 1/2 8 in

Castle Nut Torque:
300 ft/lbs (407 Nm)

Be sure cotter pin is properly installed.

43093 B

GN43619
Safety Arm

Safety Arm

43619 017A

GN43647
Operate Instructions

NOTICE

Starting The Engine
Turn key switch to ground or platform control.
Be sure both ground and platform and Emergency Stop buttons are pulled out to the position.
If equipped, check mode. Select battery moving but select switch to desired position.
Move start toggle switch to either side.

Emergency Stop
Push and release stop button to stop all functions and turn engine off.
Selecting and operating ground controls will require attention to Emergency Stop button.
Auxiliary Controls
Use auxiliary power only if primary power source is engaged.
Push and hold Emergency Stop button continuously.
Simultaneous hold auxiliary power operation and hold released for 30 seconds.
The drive function will not operate with auxiliary power.

Engine Idle Select
Extend valve if equipped.
Operate from ground. Hold the function enable switch to other side.
Operate from platform. Move the function enable switch to the position if equipped. Press down foot switch. Move more appropriate function control back to right position according to markings on control panel.
Hood and foot switch symbol. Foot switch symbol. High-ohm. Switch symbol. Low-ohm. Switch symbol. Check Engine Light (if equipped)
Light on and engine stopped. Tag machine and remove foot switch, light on and engine still running. Contact service personnel within 24 hours.
Alter Each Use
Push machine on down, wheel turn, center or release foot switch. Turn steering wheel with the hand roller switch located on top of drive suspension.
CAUTION: Do not operate on uneven ground and drive chassis assembly which direction machine will travel.

GN44753
LED Readout

LED Diagnostic Readout

Refer to the appropriate Genie service manual for code descriptions.

44753 017A

GN52494
Crush Hazard Rails

CAUTION

Crushing Hazard
Falling guard rails could cause injury.

52494 B

Maintain firm grasp on platform rails when pulling snap pins. Do not allow platform guard rails to fall.

GN65052
Fault Codes

ECM Fault Codes

Code	Condition
-	Condition Normal
01	Internal ECM Error
02	ECM/Platform Communication Error
03	Undefined Platform Dip Switch Setting
12	Chassis Up/Down Toggle Closed at Start
18	Pothole Guard failure
42	Platform Left Turn Switch Fault
43	Platform Right Turn Switch Fault
46	Platform Drive Enable Switch Fault
47	Platform Joystick Fault
52	Forward Coil Fault
53	Reverse Coil Fault
54	Up Coil Fault
55	Down Coil Fault
56	Right Coil Fault
57	Left Coil Fault
58	Brake Coil Fault
59	Parallel/Series Coil Fault
68	Low Battery Voltage
LL	Off-Level
OL	Overload P/Out Option

For more information, please consult the appropriate Genie Service Manual.

65052 G

GN82239
Latch

LATCH

82239 A

GN82366
Chevron Rando

Chevron Rando® HD equivalent only

Call Genie Industries for list of equivalent and optional oils.

82366 C

GN82447
Auxiliary Lowering

Auxiliary Lowering

82447 B

GN82567
Ground Control Panel

7 AMP

STOP

82567 A


All original equipment manufacturer names, part numbers and part descriptions are used for reference or identification purposes only and are not intended to imply that any part listed is manufactured by those companies or that there is any affiliation with those companies. JLG, JLG GROUND SUPPORT, PARTSPLUS, SKY TRAK and LULL are registered trademarks of JLG Industries, Inc. GENIE and the color blue applied to certain parts of mobile elevating work platform structures are currently registered trademarks of Genie Industries, Inc. All other names/trademarks are the property of their respective owners and manufacturers.

THE WARRANTIES SET FORTH IN THIS SECTION ARE EXCLUSIVE AND IN LIEU OF ALL OTHER WARRANTIES WHETHER STATUROY, EXPRESSES OR IMPLIED, AND THE WARRANTIES OF MERCHANTABILITY AND FITNESS FOR A PARTICULAR PURPOSE AND ALL OTHER WARRANTIES ARISING FROM COURSE OF DEALING OR USAGE OF TRADE ARE HEREBY EXCLUDED. THE REMEDIES PROVIDED HEREIN ARE CUSTOMER'S SOLE AND EXCLUSIVE REMEDIES FOR ANY FAILURE BY JLG TO COMPLY WITH ITS WARRANTY OBLIGATIONS. CORRECTION OF THE NONCONFORMITIES IN THE MANNER AND FOR THE PERIOD OF TIME PROVIDED HEREIN SHALL CONSTITUTE COMPLETE FULFILLMENT OF JLG'S OBLIGATIONS REGARDING DEFECTIVE PRODUCTS, WHETHER THE CLAIMS BY THE CUSTOMER ARE BASED IN CONTRACT, IN TORT (INCLUDING NEGLIGENCE) OR OTHERWISE.

1701645
500lb Max Capacity



1702688
500lb Capacity



1702966
500lb Capacity



1703469
Max Tire Load



1703470
Max Tire Load



1703472
Max Tire Load



1703475
Max Tire Load



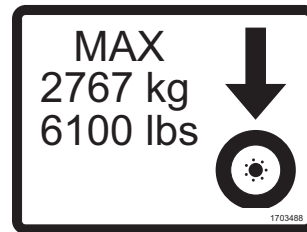
1703482
Max Tire Load



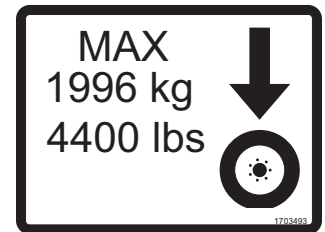
1703486
Max Tire Load



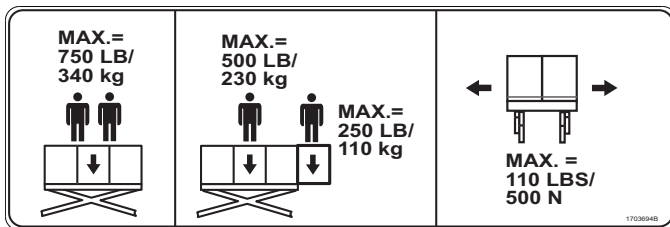
1703488
Max Tire Load



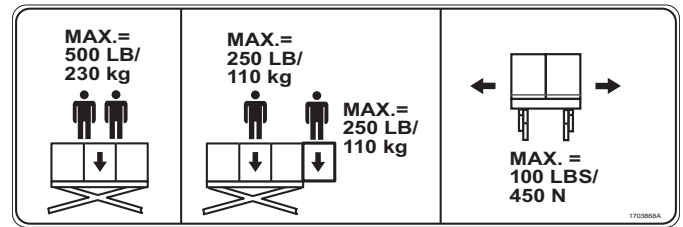
1703493
Max Wheel Load



1703694
Capacity



1703868
Capacity 1932E2



All original equipment manufacturer names, part numbers and part descriptions are used for reference or identification purposes only and are not intended to imply that any part listed is manufactured by those companies or that there is any affiliation with those companies. JLG, JLG GROUND SUPPORT, PARTSPUS, SKY TRAK and LULL are registered trademarks of JLG Industries, Inc. GENIE and the color blue applied to certain parts of mobile elevating work platform structures are currently registered trademarks of Genie Industries, Inc. All other names/trademarks are the property of their respective owners and manufacturers.

THE WARRANTIES SET FORTH IN THIS SECTION ARE EXCLUSIVE AND IN LIEU OF ALL OTHER WARRANTIES WHETHER STATUROY, EXPRESSES OR IMPLIED, AND THE WARRANTIES OF MERCHANTABILITY AND FITNESS FOR A PARTICULAR PURPOSE AND ALL OTHER WARRANTIES ARISING FROM COURSE OF DEALING OR USAGE OF TRADE ARE HEREBY EXCLUDED. THE REMEDIES PROVIDED HERIN ARE CUSTOMER'S SOLE AND EXCLUSIVE REMEDIES FOR ANY FAILURE BY JLG TO COMPLY WITH ITS WARRANTY OBLIGATIONS. CORRECTION OF THE NONCONFORMITIES IN THE MANNER AND FOR THE PERIOD OF TIME PROVIDED HEREIN SHALL CONSTITUTE COMPLETE FULFILLMENT OF JLG'S OBLIGATIONS REGARDING DEFECTIVE PRODUCTS, WHETHER THE CLAIMS BY THE CUSTOMER ARE BASED IN CONTRACT, IN TORT (INCLUDING NEGLIGENCE) OR OTHERWISE.

1703870
Wheel Load 1932E2



1703960
Max Wheel Load



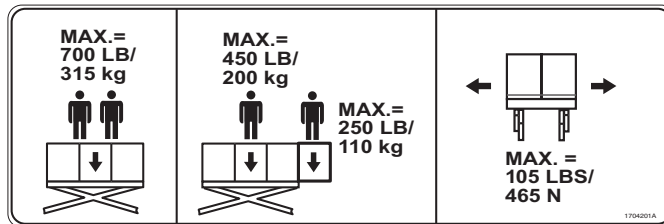
1703996
500lb/230kg Max Capacity



1704134
Tire Max



1704201
Capacity (ANSI)



1704399
Wheel Load 1932E2



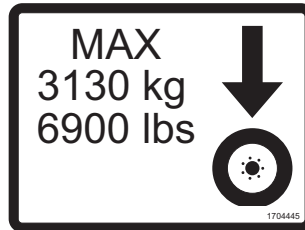
1704401
Wheel Load 2032E2 (CE)



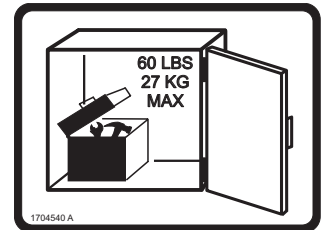
1704403
Wheel Load 3246E2



1704445
Max Tire Load



1704540
Storage Capacity



1704559
Max Tire Load



1704752
Max Tire Load 7200lb



1704827
Max Tire Load 6200lb



1704828
Max Tire Load 8350lb



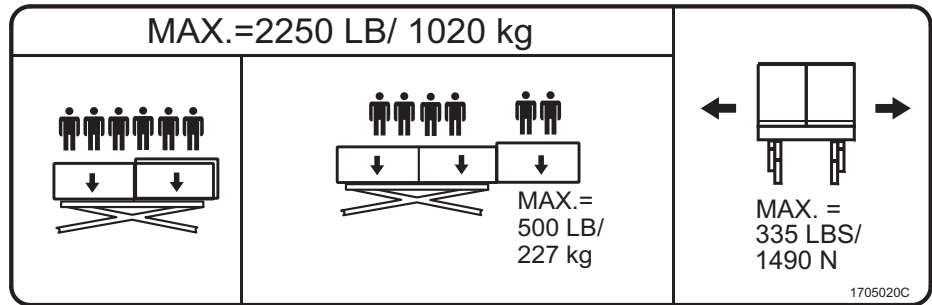
All original equipment manufacturer names, part numbers and part descriptions are used for reference or identification purposes only and are not intended to imply that any part listed is manufactured by those companies or that there is any affiliation with those companies. JLG, JLG GROUND SUPPORT, PARTSPUS, SKYTRAK and LULL are registered trademarks of JLG Industries, Inc. GENIE and the color blue applied to certain parts of mobile elevating work platform structures are currently registered trademarks of Genie Industries, Inc. All other names/trademarks are the property of their respective owners and manufacturers.

THE WARRANTIES SET FORTH IN THIS SECTION ARE EXCLUSIVE AND IN LIEU OF ALL OTHER WARRANTIES WHETHER STATUROY, EXPRESSES OR IMPLIED, AND THE WARRANTIES OF MERCHANTABILITY AND FITNESS FOR A PARTICULAR PURPOSE AND ALL OTHER WARRANTIES ARISING FROM COURSE OF DEALING OR USAGE OF TRADE ARE HEREBY EXCLUDED. THE REMEDIES PROVIDED HEREIN ARE CUSTOMER'S SOLE AND EXCLUSIVE REMEDIES FOR ANY FAILURE BY JLG TO COMPLY WITH ITS WARRANTY OBLIGATIONS. CORRECTION OF THE NONCONFORMITIES IN THE MANNER AND FOR THE PERIOD OF TIME PROVIDED HEREIN SHALL CONSTITUTE COMPLETE FULFILLMENT OF JLG'S OBLIGATIONS REGARDING DEFECTIVE PRODUCTS, WHETHER THE CLAIMS BY THE CUSTOMER ARE BASED IN CONTRACT, IN TORT (INCLUDING NEGLIGENCE) OR OTHERWISE.

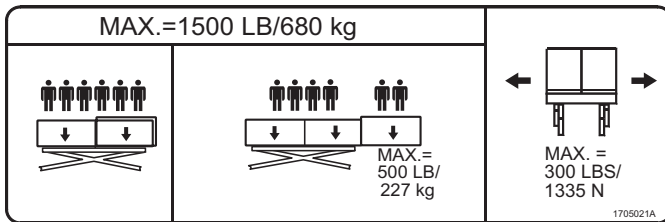
1704829
Max Tire Load 7200 lb



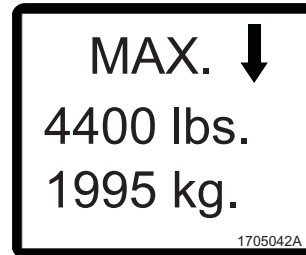
1705020
Capacity (2250lb-1020kg)(EXT)



1705021
Capacity (1500lb-681kg)(EXT)



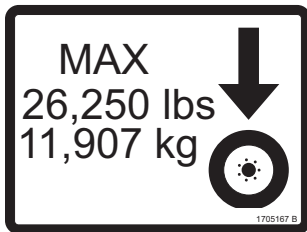
1705042
Max Load (Jacks)



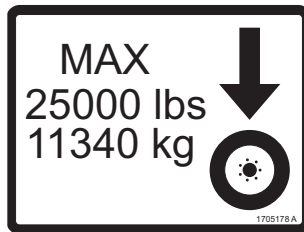
1705059
Dual Capacity 500lb (DOM)MTB



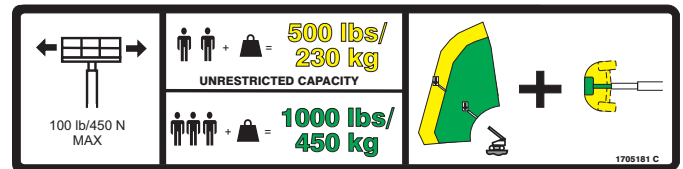
1705167
26250lb Max Tire Load



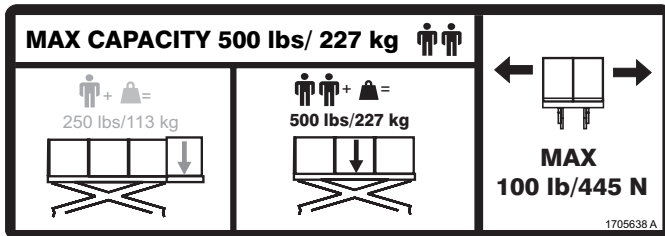
1705178
Max Tire Load 25000lb



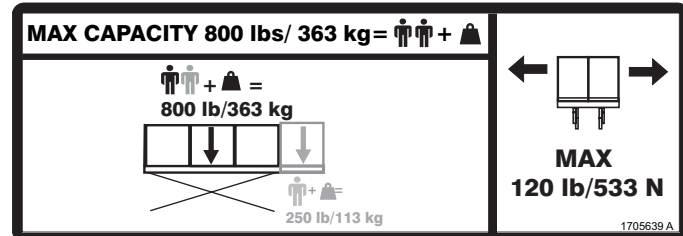
1705181
Dual Capacity 1200SJP



1705638
Capacity (5500lb-230kg)



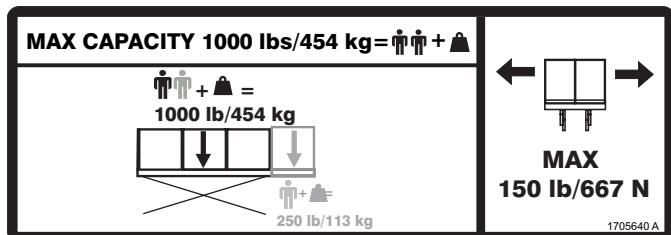
1705639
Capacity (800lb-363kg)



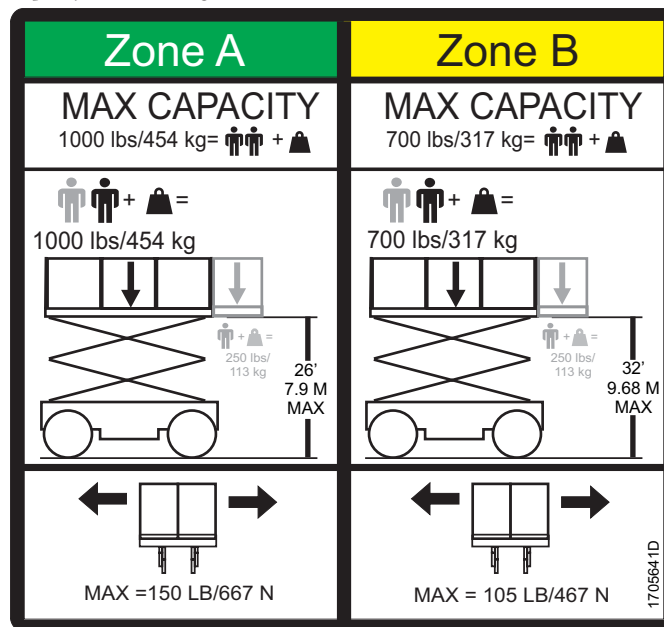
All original equipment manufacturer names, part numbers and part descriptions are used for reference or identification purposes only and are not intended to imply that any part listed is manufactured by those companies or that there is any affiliation with those companies. JLG, JLG GROUND SUPPORT, PARTSPUS, SKYTRAK and LULL are registered trademarks of JLG Industries, Inc. GENIE and the color blue applied to certain parts of mobile elevating work platform structures are currently registered trademarks of Genie Industries, Inc. All other names/trademarks are the property of their respective owners and manufacturers.

THE WARRANTIES SET FORTH IN THIS SECTION ARE EXCLUSIVE AND IN LIEU OF ALL OTHER WARRANTIES WHETHER STATUROY, EXPRESSES OR IMPLIED, AND THE WARRANTIES OF MERCHANTABILITY AND FITNESS FOR A PARTICULAR PURPOSE AND ALL OTHER WARRANTIES ARISING FROM COURSE OF DEALING OR USAGE OF TRADE ARE HEREBY EXCLUDED. THE REMEDIES PROVIDED HEREIN ARE CUSTOMER'S SOLE AND EXCLUSIVE REMEDIES FOR ANY FAILURE BY JLG TO COMPLY WITH ITS WARRANTY OBLIGATIONS. CORRECTION OF THE NONCONFORMITIES IN THE MANNER AND FOR THE PERIOD OF TIME PROVIDED HEREIN SHALL CONSTITUTE COMPLETE FULFILLMENT OF JLG'S OBLIGATIONS REGARDING DEFECTIVE PRODUCTS, WHETHER THE CLAIMS BY THE CUSTOMER ARE BASED IN CONTRACT, IN TORT (INCLUDING NEGLIGENCE) OR OTHERWISE.

1705640
Capacity (1000lb-454kg)



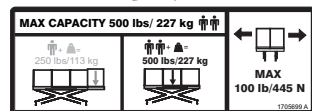
1705641
Capacity (1000lb-454kg)



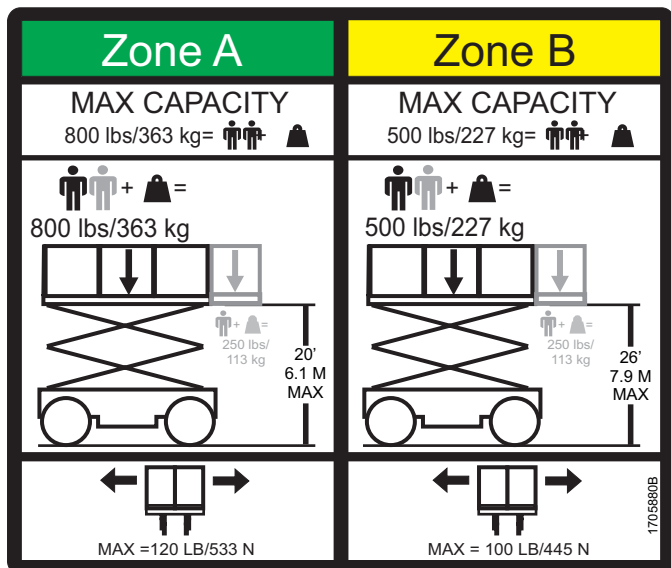
1705647
Tire Load (1365lb/620kg)



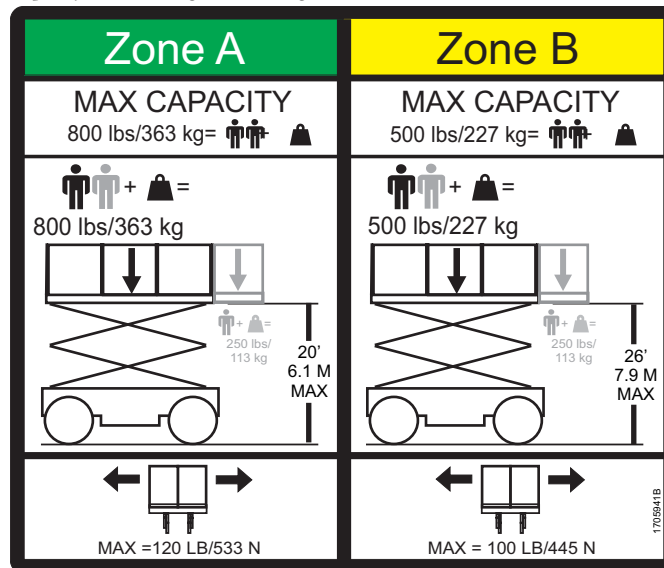
1705699
MTB 500lb Capacity (1930)



1705880
Capacity (500lb/227kg/800lb/363kg)



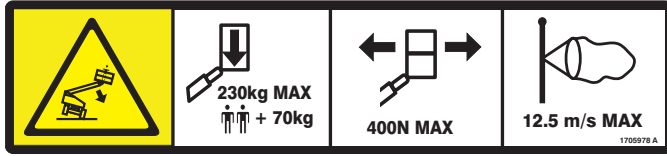
1705941
Capacity (500lb/227kg/800lb/360kg)



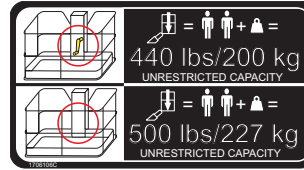
All original equipment manufacturer names, part numbers and part descriptions are used for reference or identification purposes only and are not intended to imply that any part listed is manufactured by those companies or that there is any affiliation with those companies. JLG, JLG GROUND SUPPORT, PARTSPUS, SKYTRAK and LULL are registered trademarks of JLG Industries, Inc. GENIE and the color blue applied to certain parts of mobile elevating work platform structures are currently registered trademarks of Genie Industries, Inc. All other names/trademarks are the property of their respective owners and manufacturers.

THE WARRANTIES SET FORTH IN THIS SECTION ARE EXCLUSIVE AND IN LIEU OF ALL OTHER WARRANTIES WHETHER STATUROY, EXPRESSES OR IMPLIED, AND THE WARRANTIES OF MERCHANTABILITY AND FITNESS FOR A PARTICULAR PURPOSE AND ALL OTHER WARRANTIES ARISING FROM COURSE OF DEALING OR USAGE OF TRADE ARE HEREBY EXCLUDED. THE REMEDIES PROVIDED HEREIN ARE CUSTOMER'S SOLE AND EXCLUSIVE REMEDIES FOR ANY FAILURE BY JLG TO COMPLY WITH ITS WARRANTY OBLIGATIONS. CORRECTION OF THE NONCONFORMITIES IN THE MANNER AND FOR THE PERIOD OF TIME PROVIDED HEREIN SHALL CONSTITUTE COMPLETE FULFILLMENT OF JLG'S OBLIGATIONS REGARDING DEFECTIVE PRODUCTS, WHETHER THE CLAIMS BY THE CUSTOMER ARE BASED IN CONTRACT, IN TORT (INCLUDING NEGLIGENCE) OR OTHERWISE.

1705978
230kg Capacity



1706106
Capacity MTB T350



1706107
Capacity Platform T350



1706126
Max Tire Load



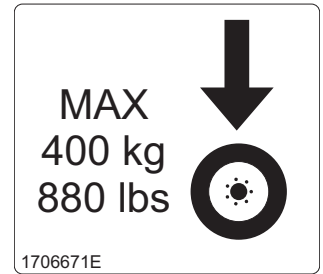
1706310
Tire Load (1835lb/832kg)



1706311
Tire Load (2070lb/939kg)



1706671
1230ES Wheel Load



1706942
Max Tire Load



1707013
500lb Max Capacity 600SJ



1707014
Dual Capacity



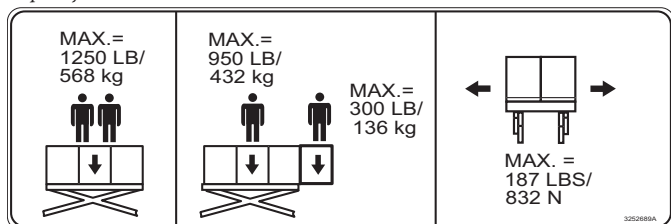
1707055
500lb Capacity



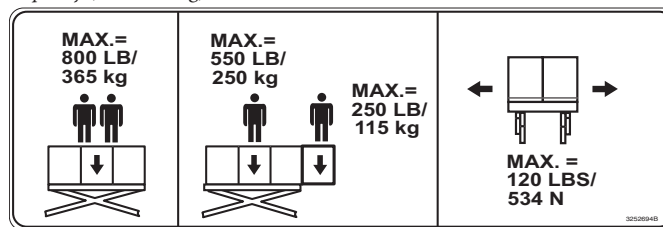
All original equipment manufacturer names, part numbers and part descriptions are used for reference or identification purposes only and are not intended to imply that any part listed is manufactured by those companies or that there is any affiliation with those companies. JLG, JLG GROUND SUPPORT, PARTSPLUS, SKYTRAK and LULL are registered trademarks of JLG Industries, Inc. GENIE and the color blue applied to certain parts of mobile elevating work platform structures are currently registered trademarks of Genie Industries, Inc. All other names/trademarks are the property of their respective owners and manufacturers.

THE WARRANTIES SET FORTH IN THIS SECTION ARE EXCLUSIVE AND IN LIEU OF ALL OTHER WARRANTIES WHETHER STATUTORY, EXPRESSED OR IMPLIED, AND THE WARRANTIES OF MERCHANTABILITY AND FITNESS FOR A PARTICULAR PURPOSE AND ALL OTHER WARRANTIES ARISING FROM COURSE OF DEALING OR USAGE OF TRADE ARE HEREBY EXCLUDED. THE REMEDIES PROVIDED HEREIN ARE CUSTOMER'S SOLE AND EXCLUSIVE REMEDIES FOR ANY FAILURE TO COMPLY WITH ITS WARRANTY OBLIGATIONS. CORRECTION OF THE NONCONFORMITIES IN THE MANNER AND FOR THE PERIOD OF TIME PROVIDED HEREIN SHALL CONSTITUTE COMPLETE FULFILLMENT OF JLG'S OBLIGATIONS REGARDING DEFECTIVE PRODUCTS, WHETHER THE CLAIMS BY THE CUSTOMER ARE BASED IN CONTRACT, IN TORT (INCLUDING NEGLIGENCE) OR OTHERWISE.

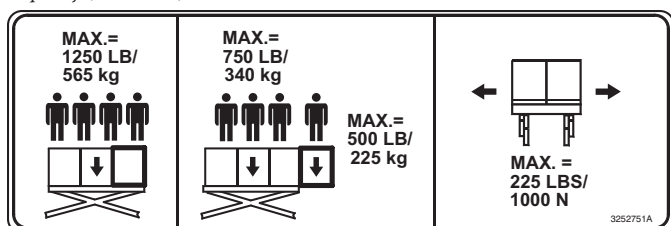
3252689
Capacity



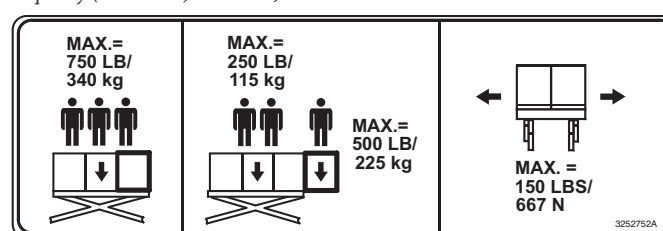
3252694
Capacity (800lb-365kg)



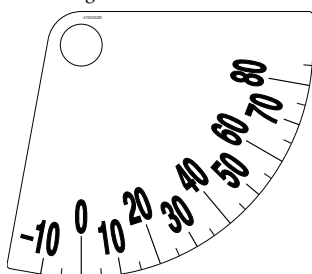
3252751
Capacity (EXT Deck) C/D/L/B/J



3252752
Capacity (EXT Deck) C/D/L/B/J



4105262
Boom Angle Indicator



1001121801
Max Capacity 500lb/227kg



1001121803
Max Capacity 500lb/227kg



All original equipment manufacturer names, part numbers and part descriptions are used for reference or identification purposes only and are not intended to imply that any part listed is manufactured by those companies or that there is any affiliation with those companies. JLG, JLG GROUND SUPPORT, PARTSPUS, SKYTRAK and LULL are registered trademarks of JLG Industries, Inc. GENIE and the color blue applied to certain parts of mobile elevating work platform structures are currently registered trademarks of Genie Industries, Inc. All other names/trademarks are the property of their respective owners and manufacturers.

THE WARRANTIES SET FORTH IN THIS SECTION ARE EXCLUSIVE AND IN LIEU OF ALL OTHER WARRANTIES WHETHER STATUROY, EXPRESSES OR IMPLIED, AND THE WARRANTIES OF MERCHANTABILITY AND FITNESS FOR A PARTICULAR PURPOSE AND ALL OTHER WARRANTIES ARISING FROM COURSE OF DEALING OR USAGE OF TRADE ARE HEREBY EXCLUDED. THE REMEDIES PROVIDED HEREIN ARE CUSTOMER'S SOLE AND EXCLUSIVE REMEDIES FOR ANY FAILURE BY JLG TO COMPLY WITH ITS WARRANTY OBLIGATIONS. CORRECTION OF THE NONCONFORMITIES IN THE MANNER AND FOR THE PERIOD OF TIME PROVIDED HEREIN SHALL CONSTITUTE COMPLETE FULFILLMENT OF JLG'S OBLIGATIONS REGARDING DEFECTIVE PRODUCTS, WHETHER THE CLAIMS BY THE CUSTOMER ARE BASED IN CONTRACT, IN TORT (INCLUDING NEGLIGENCE) OR OTHERWISE.

1702294
No Hands



1702868
No Hands



1704000
No Hands (CAN)



All original equipment manufacturer names, part numbers and part descriptions are used for reference or identification purposes only and are not intended to imply that any part listed is manufactured by those companies or that there is any affiliation with those companies. JLG, JLG GROUND SUPPORT, PARTSPUS, SKYTRAK and LULL are registered trademarks of JLG Industries, Inc. GENIE and the color blue applied to certain parts of mobile elevating work platform structures are currently registered trademarks of Genie Industries, Inc. All other names/trademarks are the property of their respective owners and manufacturers.

THE WARRANTIES SET FORTH IN THIS SECTION ARE EXCLUSIVE AND IN LIEU OF ALL OTHER WARRANTIES WHETHER STATUROY, EXPRESSES OR IMPLIED, AND THE WARRANTIES OF MERCHANTABILITY AND FITNESS FOR A PARTICULAR PURPOSE AND ALL OTHER WARRANTIES ARISING FROM COURSE OF DEALING OR USAGE OF TRADE ARE HEREBY EXCLUDED. THE REMEDIES PROVIDED HERIN ARE CUSTOMER'S SOLE AND EXCLUSIVE REMEDIES FOR ANY FAILURE BY JLG TO COMPLY WITH ITS WARRANTY OBLIGATIONS. CORRECTION OF THE NONCONFORMITIES IN THE MANNER AND FOR THE PERIOD OF TIME PROVIDED HEREIN SHALL CONSTITUTE COMPLETE FULFILLMENT OF JLG'S OBLIGATIONS REGARDING DEFECTIVE PRODUCTS, WHETHER THE CLAIMS BY THE CUSTOMER ARE BASED IN CONTRACT, IN TORT (INCLUDING NEGLIGENCE) OR OTHERWISE.

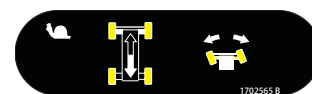
1702387
Platform Display



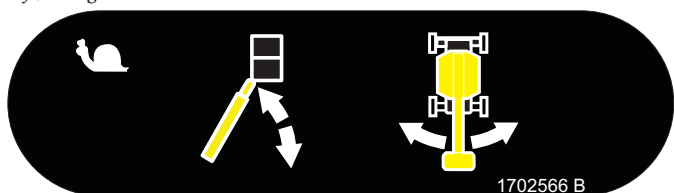
1702564
Stop



1702565
Drive Steer



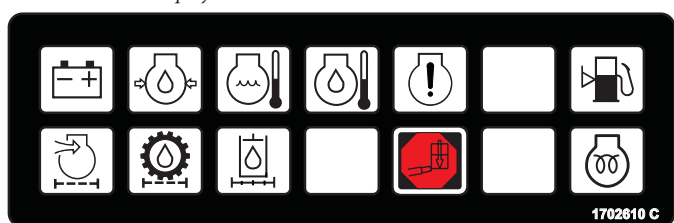
1702566
Lift, Swing



1702567
Function Speed



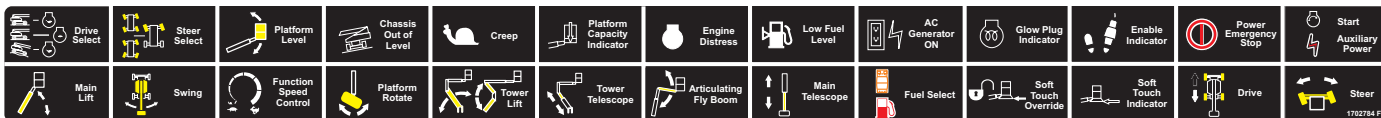
1702610
Ground Control Display



1702676
Horn



1702784
Legend




All original equipment manufacturer names, part numbers and part descriptions are used for reference or identification purposes only and are not intended to imply that any part listed is manufactured by those companies or that there is any affiliation with those companies. JLG, JLG GROUND SUPPORT, PARTSPLUS, SKYTRAK and LULL are registered trademarks of JLG Industries, Inc. GENIE and the color blue applied to certain parts of mobile elevating work platform structures are currently registered trademarks of Genie Industries, Inc. All other names/trademarks are the property of their respective owners and manufacturers.

THE WARRANTIES SET FORTH IN THIS SECTION ARE EXCLUSIVE AND IN LIEU OF ALL OTHER WARRANTIES WHETHER STATUTORY, EXPRESSED OR IMPLIED, AND THE WARRANTIES OF MERCHANTABILITY AND FITNESS FOR A PARTICULAR PURPOSE AND ALL OTHER WARRANTIES ARISING FROM COURSE OF DEALING OR USAGE OF TRADE ARE HEREBY EXCLUDED. THE REMEDIES PROVIDED HEREIN ARE CUSTOMER'S SOLE AND EXCLUSIVE REMEDIES FOR ANY FAILURE BY JLG TO COMPLY WITH ITS WARRANTY OBLIGATIONS. CORRECTION OF THE NONCONFORMITIES IN THE MANNER AND FOR THE PERIOD OF TIME PROVIDED HEREIN SHALL CONSTITUTE COMPLETE FULFILLMENT OF JLG'S OBLIGATIONS REGARDING DEFECTIVE PRODUCTS, WHETHER THE CLAIMS BY THE CUSTOMER ARE BASED IN CONTRACT, IN TORT (INCLUDING NEGLIGENCE) OR OTHERWISE.

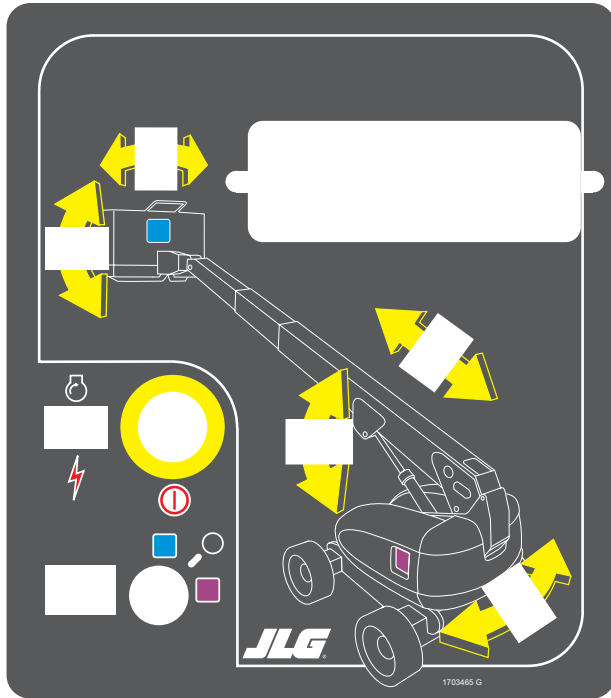
1703078
Legend



1703084
Platform Display (CE)



1703465
MTB



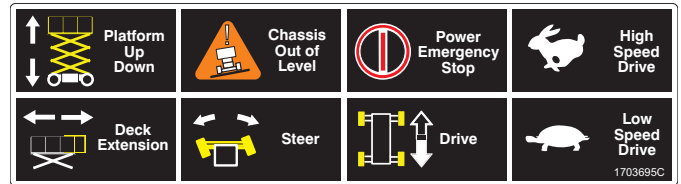
1703678
Horn, Drive Speed, Level



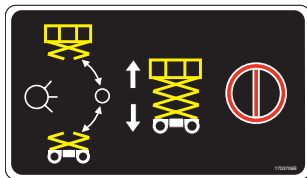
1703689
Horn, Drive Speed, Level



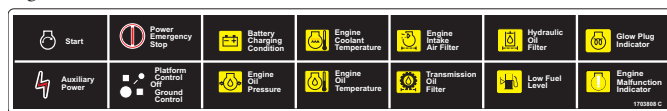
1703695
Legend



1703706
Ground Control



1703808
Legend, MTB



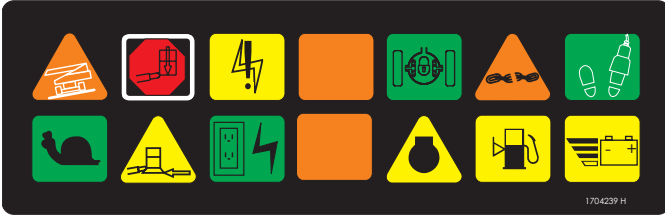
1704192
Stop



All original equipment manufacturer names, part numbers and part descriptions are used for reference or identification purposes only and are not intended to imply that any part listed is manufactured by those companies or that there is any affiliation with those companies. JLG, JLG GROUND SUPPORT, PARTSPLUS, SKYTRAK and LULL are registered trademarks of JLG Industries, Inc. GENIE and the color blue applied to certain parts of mobile elevating work platform structures are currently registered trademarks of Genie Industries, Inc. All other names/trademarks are the property of their respective owners and manufacturers.

THE WARRANTIES SET FORTH IN THIS SECTION ARE EXCLUSIVE AND IN LIEU OF ALL OTHER WARRANTIES WHETHER STATUROY, EXPRESSES OR IMPLIED, AND THE WARRANTIES OF MERCHANTABILITY AND FITNESS FOR A PARTICULAR PURPOSE AND ALL OTHER WARRANTIES ARISING FROM COURSE OF DEALING OR USAGE OF TRADE ARE HEREBY EXCLUDED. THE REMEDIES PROVIDED HEREIN ARE CUSTOMER'S SOLE AND EXCLUSIVE REMEDIES FOR ANY FAILURE BY JLG TO COMPLY WITH ITS WARRANTY OBLIGATIONS. CORRECTION OF THE NONCONFORMITIES IN THE MANNER AND FOR THE PERIOD OF TIME PROVIDED HEREIN SHALL CONSTITUTE COMPLETE FULFILLMENT OF JLG'S OBLIGATIONS REGARDING DEFECTIVE PRODUCTS, WHETHER THE CLAIMS BY THE CUSTOMER ARE BASED IN CONTRACT, IN TORT (INCLUDING NEGLIGENCE) OR OTHERWISE.

1704239
Platform Display



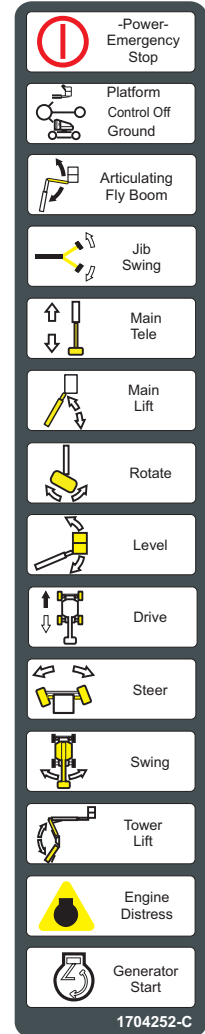
1704240
Horn and Positrack



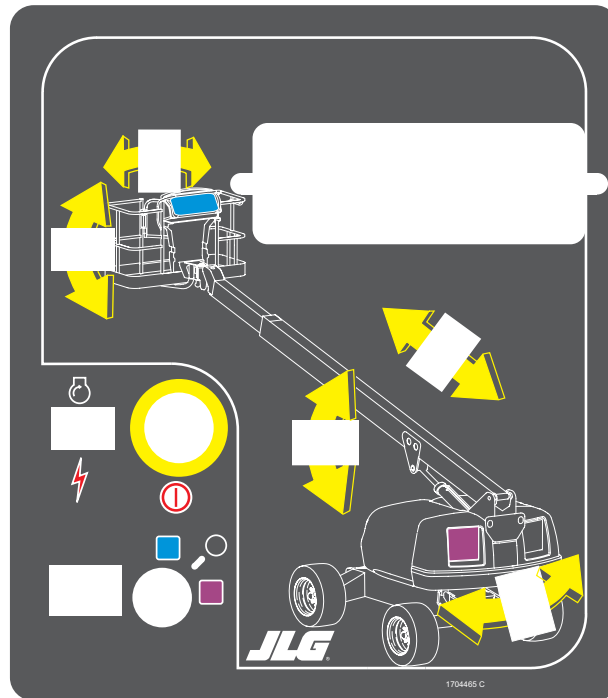
1704253
Legend (Platform)



1704252
Legend (MTB)



1704465
MTB 400S



1704460
Drive & Steer



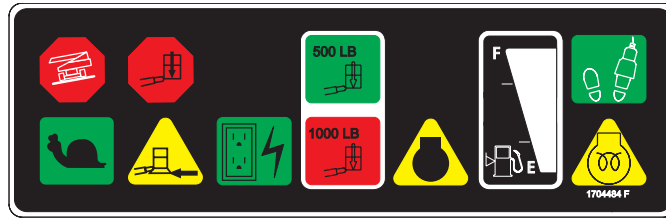
All original equipment manufacturer names, part numbers and part descriptions are used for reference or identification purposes only and are not intended to imply that any part listed is manufactured by those companies or that there is any affiliation with those companies. JLG, JLG GROUND SUPPORT, PARTSPUS, SKYTRAK and LULL are registered trademarks of JLG Industries, Inc. GENIE and the color blue applied to certain parts of mobile elevating work platform structures are currently registered trademarks of Genie Industries, Inc. All other names/trademarks are the property of their respective owners and manufacturers.

THE WARRANTIES SET FORTH IN THIS SECTION ARE EXCLUSIVE AND IN LIEU OF ALL OTHER WARRANTIES WHETHER STATUROY, EXPRESSES OR IMPLIED, AND THE WARRANTIES OF MERCHANTABILITY AND FITNESS FOR A PARTICULAR PURPOSE AND ALL OTHER WARRANTIES ARISING FROM COURSE OF DEALING OR USAGE OF TRADE ARE HEREBY EXCLUDED. THE REMEDIES PROVIDED HERIN ARE CUSTOMER'S SOLE AND EXCLUSIVE REMEDIES FOR ANY FAILURE BY JLG TO COMPLY WITH ITS WARRANTY OBLIGATIONS. CORRECTION OF THE NONCONFORMITIES IN THE MANNER AND FOR THE PERIOD OF TIME PROVIDED HEREIN SHALL CONSTITUTE COMPLETE FULFILLMENT OF JLG'S OBLIGATIONS REGARDING DEFECTIVE PRODUCTS, WHETHER THE CLAIMS BY THE CUSTOMER ARE BASED IN CONTRACT, IN TORT (INCLUDING NEGLIGENCE) OR OTHERWISE.


1704480 Legend

	POWER EMERGENCY STOP
	AUXILIARY POWER
	ENGINE DISTRESS
	START
	ENGINE SPEED
	WHEEL DRIVE
	HIGH SPEED
	LOW
	HORN
	LIGHTS
	FUNCTION ENABLE
	TILT
	STEER
	REAR STEER
	FOR DRIVE REVERSE
	LIFT
	PLATFORM EXTEND/RETRACT
	PLATFORM EXTENSION SELECT
	HYDRAULIC LEVELING JACKS

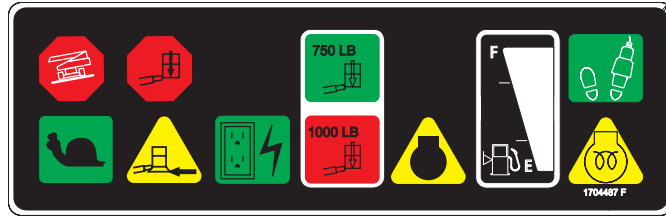
1704484 Platform Display (DOM)



1704485 Platform Display



1704487 Platform Display (DOM) (750lbs)



1704502 Symbol Legend for Crawler

	Drive Select		Drive Disable		Platform Level		Chassis Out of Level		Creep		Platform Capacity Indicator		Engine Distress		Low Fuel Level		AC Generator ON		Glow Plug Indicator		Enable Indicator		Power Emergency Stop		Start Auxiliary Power
	Main Lift		Swing		Function Speed Control		Platform Rotate		Tower Lift		Tower Telescope		Articulating Fly Boom		Main Telescope		Fuel Select		Soft Touch Override		Soft Touch Indicator		Counter Rotate		Drive Steer

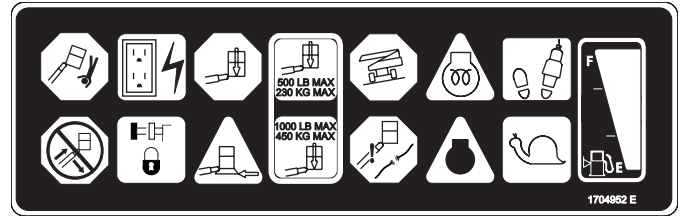
All original equipment manufacturer names, part numbers and part descriptions are used for reference or identification purposes only and are not intended to imply that any part listed is manufactured by those companies or that there is any affiliation with those companies. JLG, JLG GROUND SUPPORT, PARTSPUS, SKYTRAK and LULL are registered trademarks of JLG Industries, Inc. GENIE and the color blue applied to certain parts of mobile elevating work platform structures are currently registered trademarks of Genie Industries, Inc. All other names/trademarks are the property of their respective owners and manufacturers.

THE WARRANTIES SET FORTH IN THIS SECTION ARE EXCLUSIVE AND IN LIEU OF ALL OTHER WARRANTIES WHETHER STATUTORY, EXPRESSED OR IMPLIED, AND THE WARRANTIES OF MERCHANTABILITY AND FITNESS FOR A PARTICULAR PURPOSE AND ALL OTHER WARRANTIES ARISING FROM COURSE OF DEALING OR USAGE OF TRADE ARE HEREBY EXCLUDED. THE REMEDIES PROVIDED HEREIN ARE CUSTOMER'S SOLE AND EXCLUSIVE REMEDIES FOR ANY FAILURE BY JLG TO COMPLY WITH ITS WARRANTY OBLIGATIONS. CORRECTION OF THE NONCONFORMITIES IN THE MANNER AND FOR THE PERIOD OF TIME PROVIDED HEREIN SHALL CONSTITUTE COMPLETE FULFILLMENT OF JLG'S OBLIGATIONS REGARDING DEFECTIVE PRODUCTS, WHETHER THE CLAIMS BY THE CUSTOMER ARE BASED IN CONTRACT, IN TORT (INCLUDING NEGLIGENCE) OR OTHERWISE.

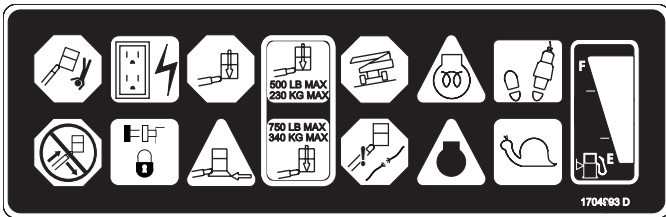
1704707
Platform Display (DOM)



1704952
Platform Display



1704993
Light Panel 750lb (DOM)



1704997
Stop



1705015
Legend



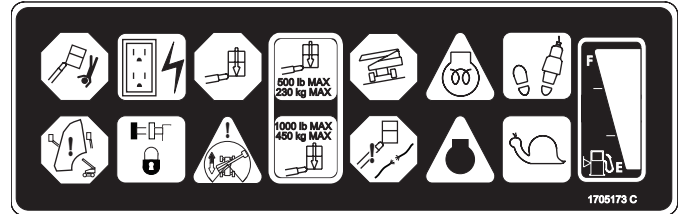
1705170
Headlight



1705171
Jib Stow



1705173
Platform Display (DOM)



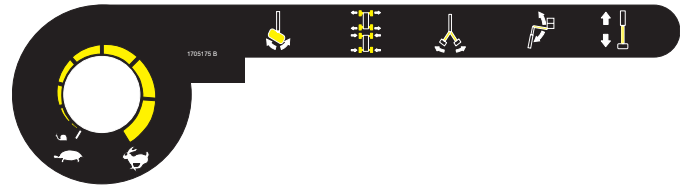
All original equipment manufacturer names, part numbers and part descriptions are used for reference or identification purposes only and are not intended to imply that any part listed is manufactured by those companies or that there is any affiliation with those companies. JLG, JLG GROUND SUPPORT, PARTSPUS, SKYTRAK and LULL are registered trademarks of JLG Industries, Inc. GENIE and the color blue applied to certain parts of mobile elevating work platform structures are currently registered trademarks of Genie Industries, Inc. All other names/trademarks are the property of their respective owners and manufacturers.

THE WARRANTIES SET FORTH IN THIS SECTION ARE EXCLUSIVE AND IN LIEU OF ALL OTHER WARRANTIES WHETHER STATUROY, EXPRESSES OR IMPLIED, AND THE WARRANTIES OF MERCHANTABILITY AND FITNESS FOR A PARTICULAR PURPOSE AND ALL OTHER WARRANTIES ARISING FROM COURSE OF DEALING OR USAGE OF TRADE ARE HEREBY EXCLUDED. THE REMEDIES PROVIDED HEREIN ARE CUSTOMER'S SOLE AND EXCLUSIVE REMEDIES FOR ANY FAILURE BY JLG TO COMPLY WITH ITS WARRANTY OBLIGATIONS. CORRECTION OF THE NONCONFORMITIES IN THE MANNER AND FOR THE PERIOD OF TIME PROVIDED HEREIN SHALL CONSTITUTE COMPLETE FULFILLMENT OF JLG'S OBLIGATIONS REGARDING DEFECTIVE PRODUCTS, WHETHER THE CLAIMS BY THE CUSTOMER ARE BASED IN CONTRACT, IN TORT (INCLUDING NEGLIGENCE) OR OTHERWISE.

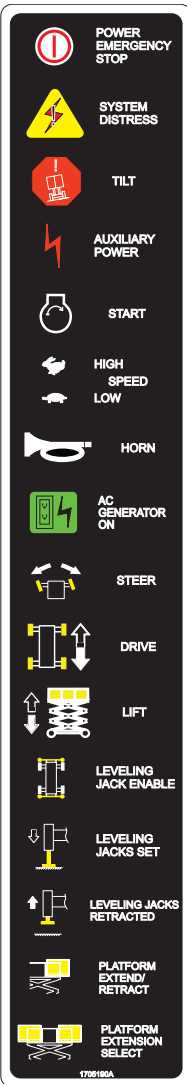
1705174
Stop



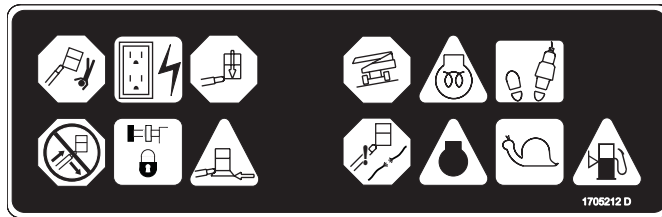
1705175
Function Speed



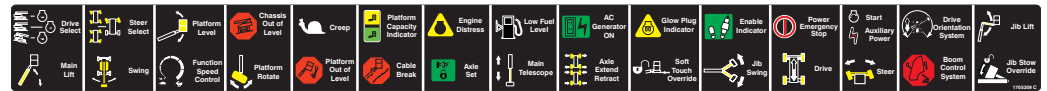
1705190
Legend (ENG)




1705212
Light Display (CE)




1705309
Platform Legend 1350SJP




1705351
Drive/Steer Instruction (DOM)



1705429
Drive/Steer Instruction (ENG/FR)



1705686
Legend (1930ES)



All original equipment manufacturer names, part numbers and part descriptions are used for reference or identification purposes only and are not intended to imply that any part listed is manufactured by those companies or that there is any affiliation with those companies. JLG, JLG GROUND SUPPORT, PARTSPLUS, SKYTRAK and LULL are registered trademarks of JLG Industries, Inc. GENIE and the color blue applied to certain parts of mobile elevating work platform structures are currently registered trademarks of Genie Industries, Inc. All other names/trademarks are the property of their respective owners and manufacturers.

THE WARRANTIES SET FORTH IN THIS SECTION ARE EXCLUSIVE AND IN LIEU OF ALL OTHER WARRANTIES WHETHER STATUROY, EXPRESSES OR IMPLIED, AND THE WARRANTIES OF MERCHANTABILITY AND FITNESS FOR A PARTICULAR PURPOSE AND ALL OTHER WARRANTIES ARISING FROM COURSE OF DEALING OR USAGE OF TRADE ARE HEREBY EXCLUDED. THE REMEDIES PROVIDED HEREIN ARE CUSTOMER'S SOLE AND EXCLUSIVE REMEDIES FOR ANY FAILURE BY JLG TO COMPLY WITH ITS WARRANTY OBLIGATIONS. CORRECTION OF THE NONCONFORMITIES IN THE MANNER AND FOR THE PERIOD OF TIME PROVIDED HEREIN SHALL CONSTITUTE COMPLETE FULFILLMENT OF JLG'S OBLIGATIONS REGARDING DEFECTIVE PRODUCTS, WHETHER THE CLAIMS BY THE CUSTOMER ARE BASED IN CONTRACT, IN TORT (INCLUDING NEGLIGENCE) OR OTHERWISE.

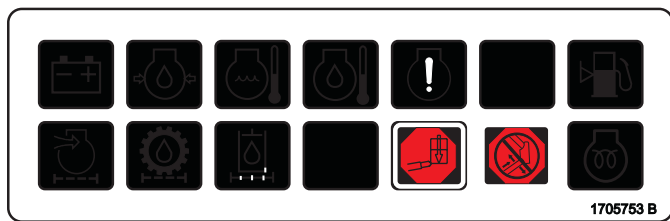
1705744
Horn



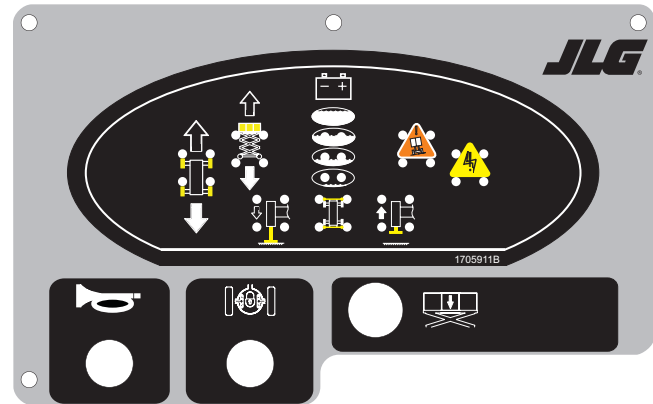
1705745
Function Speed



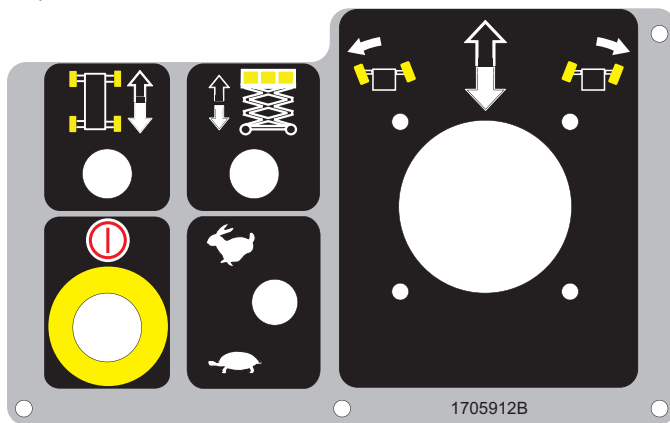
1705753
MTB CE (800A)



1705911
Nameplate/Load



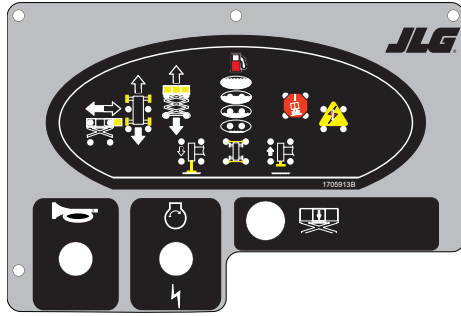
1705912
Platform Box



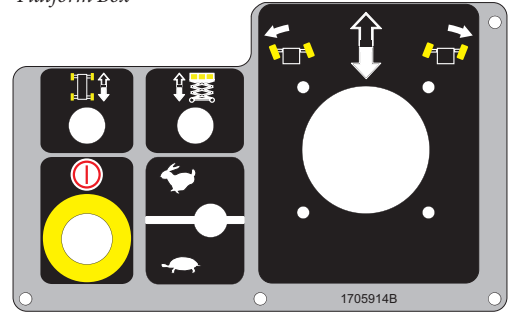
All original equipment manufacturer names, part numbers and part descriptions are used for reference or identification purposes only and are not intended to imply that any part listed is manufactured by those companies or that there is any affiliation with those companies. JLG, JLG GROUND SUPPORT, PARTSPUS, SKYTRAK and LULL are registered trademarks of JLG Industries, Inc. GENIE and the color blue applied to certain parts of mobile elevating work platform structures are currently registered trademarks of Genie Industries, Inc. All other names/trademarks are the property of their respective owners and manufacturers.

THE WARRANTIES SET FORTH IN THIS SECTION ARE EXCLUSIVE AND IN LIEU OF ALL OTHER WARRANTIES WHETHER STATUROY, EXPRESSES OR IMPLIED, AND THE WARRANTIES OF MERCHANTABILITY AND FITNESS FOR A PARTICULAR PURPOSE AND ALL OTHER WARRANTIES ARISING FROM COURSE OF DEALING OR USAGE OF TRADE ARE HEREBY EXCLUDED. THE REMEDIES PROVIDED HERIN ARE CUSTOMER'S SOLE AND EXCLUSIVE REMEDIES FOR ANY FAILURE BY JLG TO COMPLY WITH ITS WARRANTY OBLIGATIONS. CORRECTION OF THE NONCONFORMATIES IN THE MANNER AND FOR THE PERIOD OF TIME PROVIDED HEREIN SHALL CONSTITUTE COMPLETE FULFILLMENT OF JLG'S OBLIGATIONS REGARDING DEFECTIVE PRODUCTS, WHETHER THE CLAIMS BY THE CUSTOMER ARE BASED IN CONTRACT, IN TORT (INCLUDING NEGLIGENCE) OR OTHERWISE.

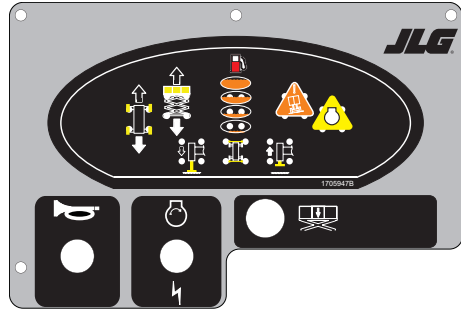
1705913
Platform Display



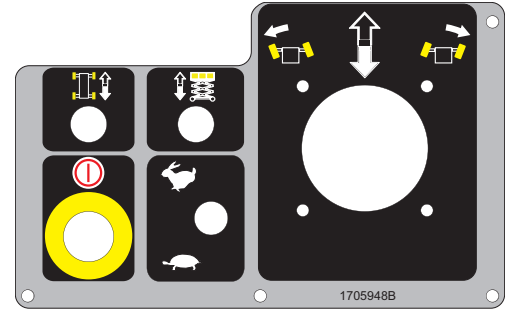
1705914
Platform Box



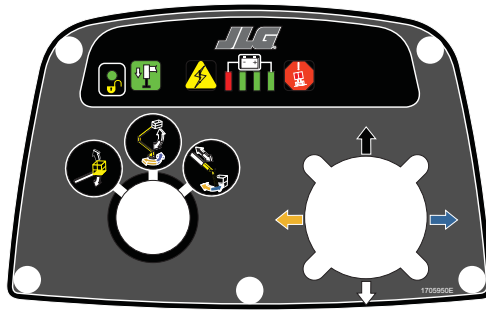
1705947
Platform Display



1705948
Platform Box



1705950
Platform Box



1705973
Platform Display 1250AJ



1706108
Legend Platform T350

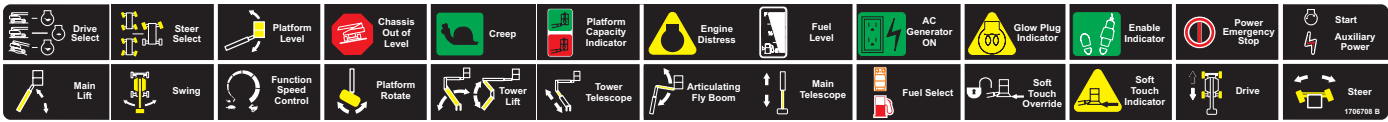


All original equipment manufacturer names, part numbers and part descriptions are used for reference or identification purposes only and are not intended to imply that any part listed is manufactured by those companies or that there is any affiliation with those companies. JLG, JLG GROUND SUPPORT, PARTSPUS, SKYTRAK and LULL are registered trademarks of JLG Industries, Inc. GENIE and the color blue applied to certain parts of mobile elevating work platform structures are currently registered trademarks of Genie Industries, Inc. All other names/trademarks are the property of their respective owners and manufacturers.

THE WARRANTIES SET FORTH IN THIS SECTION ARE EXCLUSIVE AND IN LIEU OF ALL OTHER WARRANTIES WHETHER STATUROY, EXPRESSES OR IMPLIED, AND THE WARRANTIES OF MERCHANTABILITY AND FITNESS FOR A PARTICULAR PURPOSE AND ALL OTHER WARRANTIES ARISING FROM COURSE OF DEALING OR USAGE OF TRADE ARE HEREBY EXCLUDED. THE REMEDIES PROVIDED HEREIN ARE CUSTOMER'S SOLE AND EXCLUSIVE REMEDIES FOR ANY FAILURE BY JLG TO COMPLY WITH ITS WARRANTY OBLIGATIONS. CORRECTION OF THE NONCONFORMITIES IN THE MANNER AND FOR THE PERIOD OF TIME PROVIDED HEREIN SHALL CONSTITUTE COMPLETE FULFILLMENT OF JLG'S OBLIGATIONS REGARDING DEFECTIVE PRODUCTS, WHETHER THE CLAIMS BY THE CUSTOMER ARE BASED IN CONTRACT, IN TORT (INCLUDING NEGLIGENCE) OR OTHERWISE.

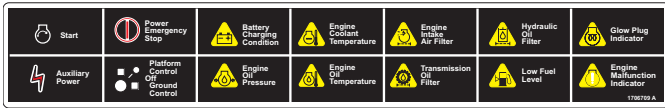
1706708

Legend (Platform)



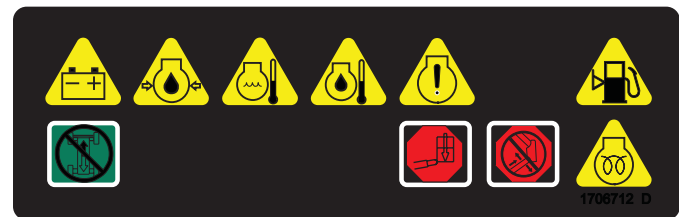
1706709

Legend (MTB)



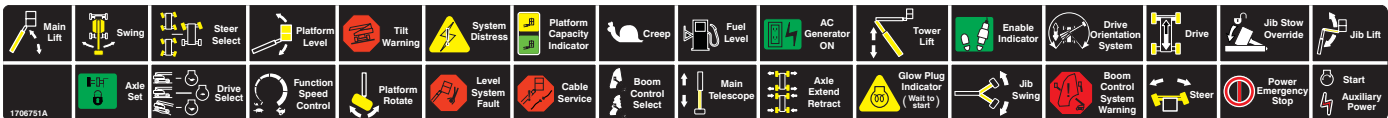
1706712

Display Panel (MTB)



1706751

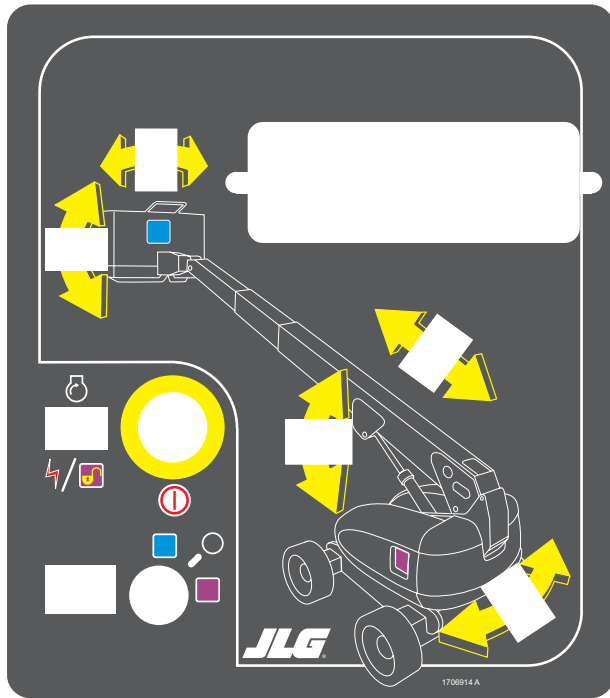
Legend



All original equipment manufacturer names, part numbers and part descriptions are used for reference or identification purposes only and are not intended to imply that any part listed is manufactured by those companies or that there is any affiliation with those companies. JLG, JLG GROUND SUPPORT, PARTSPLUS, SKYTRAK and LULL are registered trademarks of JLG Industries, Inc. GENIE and the color blue applied to certain parts of mobile elevating work platform structures are currently registered trademarks of Genie Industries, Inc. All other names/trademarks are the property of their respective owners and manufacturers.

THE WARRANTIES SET FORTH IN THIS SECTION ARE EXCLUSIVE AND IN LIEU OF ALL OTHER WARRANTIES WHETHER STATUTORY, EXPRESSED OR IMPLIED, AND THE WARRANTIES OF MERCHANTABILITY AND FITNESS FOR A PARTICULAR PURPOSE AND ALL OTHER WARRANTIES ARISING FROM COURSE OF DEALING OR USAGE OF TRADE ARE HEREBY EXCLUDED. THE REMEDIES PROVIDED HEREIN ARE CUSTOMER'S SOLE AND EXCLUSIVE REMEDIES FOR ANY FAILURE BY JLG TO COMPLY WITH ITS WARRANTY OBLIGATIONS. CORRECTION OF THE NONCONFORMITIES IN THE MANNER AND FOR THE PERIOD OF TIME PROVIDED HEREIN SHALL CONSTITUTE COMPLETE FULFILLMENT OF JLG'S OBLIGATIONS REGARDING DEFECTIVE PRODUCTS, WHETHER THE CLAIMS BY THE CUSTOMER ARE BASED IN CONTRACT, IN TORT (INCLUDING NEGLIGENCE) OR OTHERWISE.

1706914
MTB

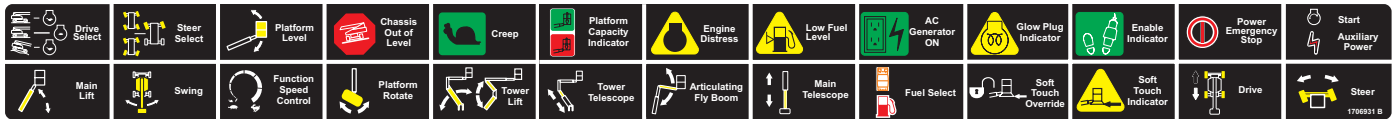


1706926
User Flash Codes

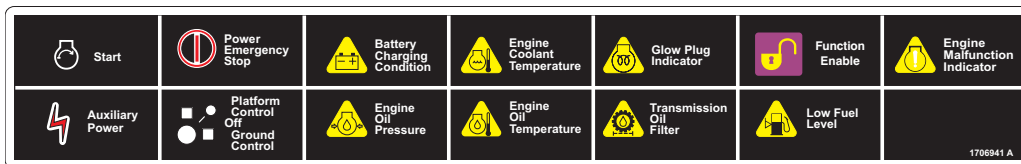
FLASH CODES	
1 Flash	Sequence error: release all switches. Wait 5 seconds, activate enable switch then function switch.
2 Flashes	Lift up and extend boom prevented: telescope in, lower boom, then reset outriggers. Outrigger movement prevented: retract and lower boom, then activate outriggers.
4 Flashes	Push Emergency Stop to shut machine off. Wait 5 seconds and restart machine.
5 Flashes	Electric Powered: Batteries may need recharged. Engine Powered: Shut off and wait 5 seconds. Restart engine. Check fuel and oil level if conditions persist.

1706926A

1706931
Legend



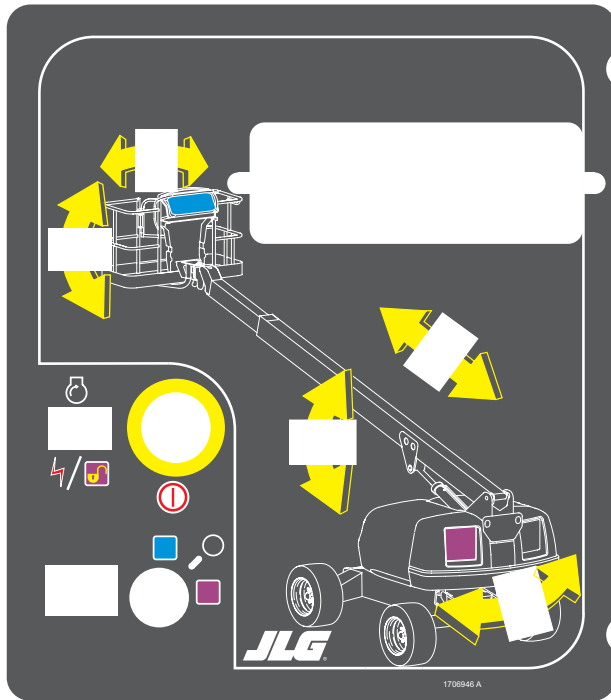
1706941
Legend MTB



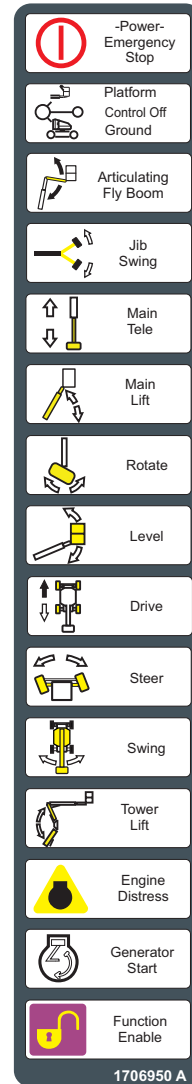
All original equipment manufacturer names, part numbers and part descriptions are used for reference or identification purposes only and are not intended to imply that any part listed is manufactured by those companies or that there is any affiliation with those companies. JLG, JLG GROUND SUPPORT, PARTSPLUS, SKYTRAK and LULL are registered trademarks of JLG Industries, Inc. GENIE and the color blue applied to certain parts of mobile elevating work platform structures are currently registered trademarks of Genie Industries, Inc. All other names/trademarks are the property of their respective owners and manufacturers.

THE WARRANTIES SET FORTH IN THIS SECTION ARE EXCLUSIVE AND IN LIEU OF ALL OTHER WARRANTIES WHETHER STATUROY, EXPRESSES OR IMPLIED, AND THE WARRANTIES OF MERCHANTABILITY AND FITNESS FOR A PARTICULAR PURPOSE AND ALL OTHER WARRANTIES ARISING FROM COURSE OF DEALING OR USAGE OF TRADE ARE HEREBY EXCLUDED. THE REMEDIES PROVIDED HEREIN ARE CUSTOMER'S SOLE AND EXCLUSIVE REMEDIES FOR ANY FAILURE BY JLG TO COMPLY WITH ITS WARRANTY OBLIGATIONS. CORRECTION OF THE NONCONFORMITIES IN THE MANNER AND FOR THE PERIOD OF TIME PROVIDED HEREIN SHALL CONSTITUTE COMPLETE FULFILLMENT OF JLG'S OBLIGATIONS REGARDING DEFECTIVE PRODUCTS, WHETHER THE CLAIMS BY THE CUSTOMER ARE BASED IN CONTRACT, IN TORT (INCLUDING NEGLIGENCE) OR OTHERWISE.

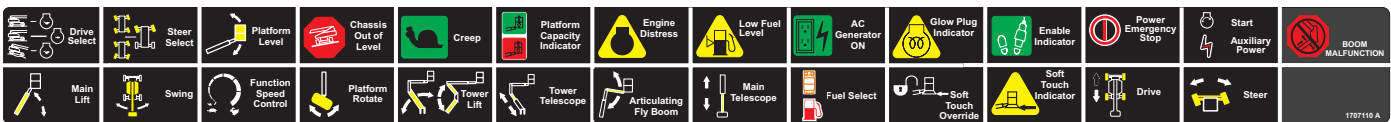
1706946 MTB



1706950 Legend MTB



1707110 Legend Platform



All original equipment manufacturer names, part numbers and part descriptions are used for reference or identification purposes only and are not intended to imply that any part listed is manufactured by those companies or that there is any affiliation with those companies. JLG, JLG GROUND SUPPORT, PARTSPUS, SKYTRAK and LULL are registered trademarks of JLG Industries, Inc. GENIE and the color blue applied to certain parts of mobile elevating work platform structures are currently registered trademarks of Genie Industries, Inc. All other names/trademarks are the property of their respective owners and manufacturers.


THE WARRANTIES SET FORTH IN THIS SECTION ARE EXCLUSIVE AND IN LIEU OF ALL OTHER WARRANTIES WHETHER STATUROY, EXPRESSES OR IMPLIED, AND THE WARRANTIES OF MERCHANTABILITY AND FITNESS FOR A PARTICULAR PURPOSE AND ALL OTHER WARRANTIES ARISING FROM COURSE OF DEALING OR USAGE OF TRADE ARE HEREBY EXCLUDED. THE REMEDIES PROVIDED HEREIN ARE CUSTOMER'S SOLE AND EXCLUSIVE REMEDIES FOR ANY FAILURE BY JLG TO COMPLY WITH ITS WARRANTY OBLIGATIONS. CORRECTION OF THE NONCONFORMITIES IN THE MANNER AND FOR THE PERIOD OF TIME PROVIDED HEREIN SHALL CONSTITUTE COMPLETE FULFILLMENT OF JLG'S OBLIGATIONS REGARDING DEFECTIVE PRODUCTS, WHETHER THE CLAIMS BY THE CUSTOMER ARE BASED IN CONTRACT, IN TORT (INCLUDING NEGLIGENCE) OR OTHERWISE.

JLG CONTROL PANEL DECALS

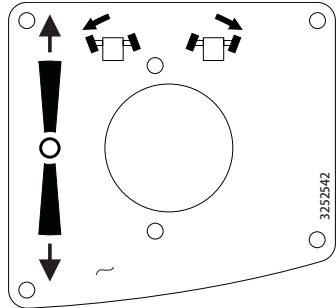
1707111
Platform Display (DOM)



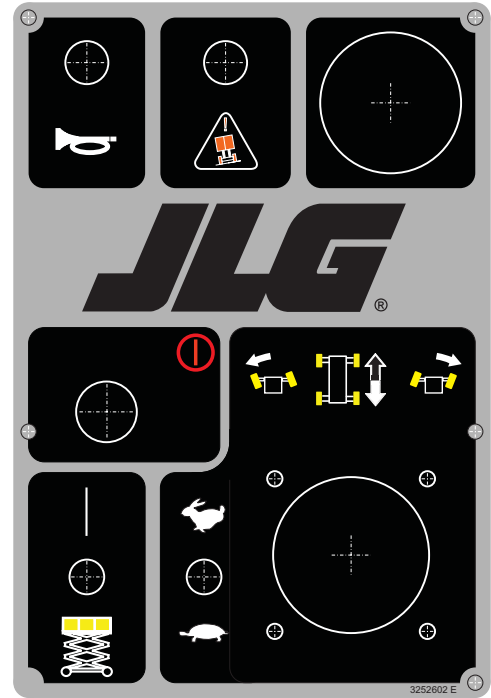
1707113
Platform Display (EURO)



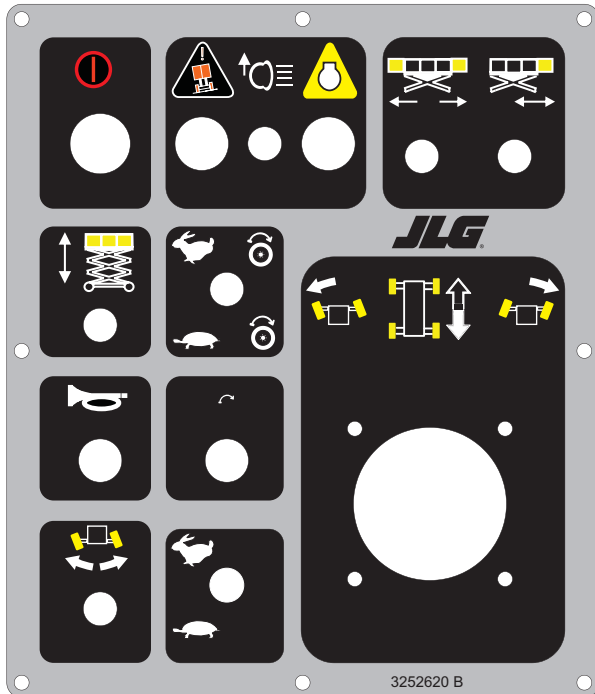
3252542
Controller Lid



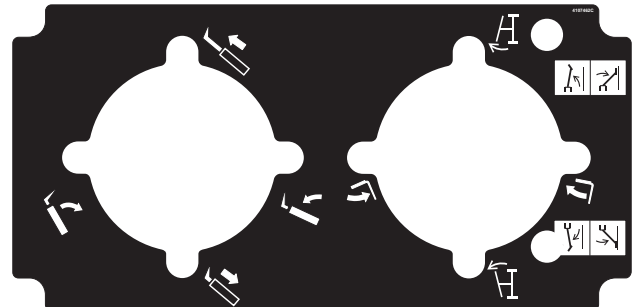
3252602
Box Lid w/ Tilt & BD



3252620
Controller Box Lid



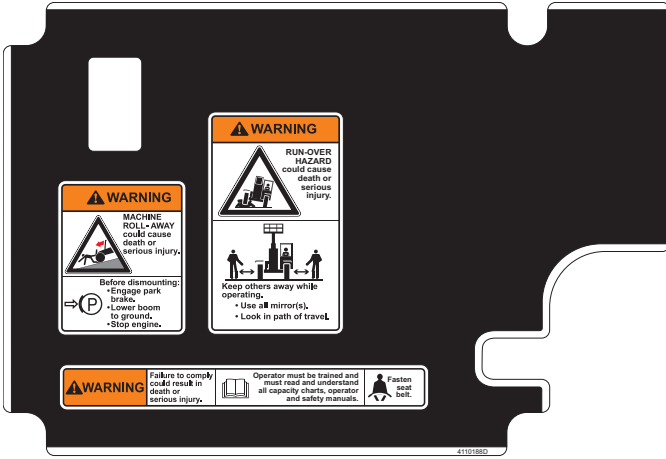
4107462
Side Console



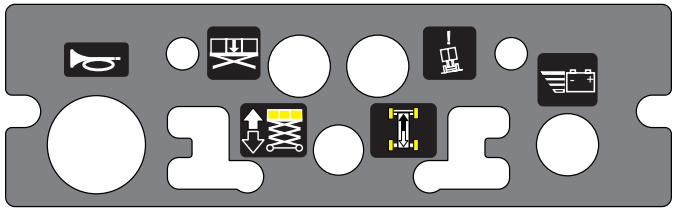
All original equipment manufacturer names, part numbers and part descriptions are used for reference or identification purposes only and are not intended to imply that any part listed is manufactured by those companies or that there is any affiliation with those companies. JLG, JLG GROUND SUPPORT, PARTSPUS, SKYTRAK and LULL are registered trademarks of JLG Industries, Inc. GENIE and the color blue applied to certain parts of mobile elevating work platform structures are currently registered trademarks of Genie Industries, Inc. All other names/trademarks are the property of their respective owners and manufacturers.

THE WARRANTIES SET FORTH IN THIS SECTION ARE EXCLUSIVE AND IN LIEU OF ALL OTHER WARRANTIES WHETHER STATUROY, EXPRESSES OR IMPLIED, AND THE WARRANTIES OF MERCHANTABILITY AND FITNESS FOR A PARTICULAR PURPOSE AND ALL OTHER WARRANTIES ARISING FROM COURSE OF DEALING OR USAGE OF TRADE ARE HEREBY EXCLUDED. THE REMEDIES PROVIDED HEREIN ARE CUSTOMER'S SOLE AND EXCLUSIVE REMEDIES FOR ANY FAILURE BY JLG TO COMPLY WITH ITS WARRANTY OBLIGATIONS. CORRECTION OF THE NONCONFORMITIES IN THE MANNER AND FOR THE PERIOD OF TIME PROVIDED HEREIN SHALL CONSTITUTE COMPLETE FULFILLMENT OF JLG'S OBLIGATIONS REGARDING DEFECTIVE PRODUCTS, WHETHER THE CLAIMS BY THE CUSTOMER ARE BASED IN CONTRACT, IN TORT (INCLUDING NEGLIGENCE) OR OTHERWISE.

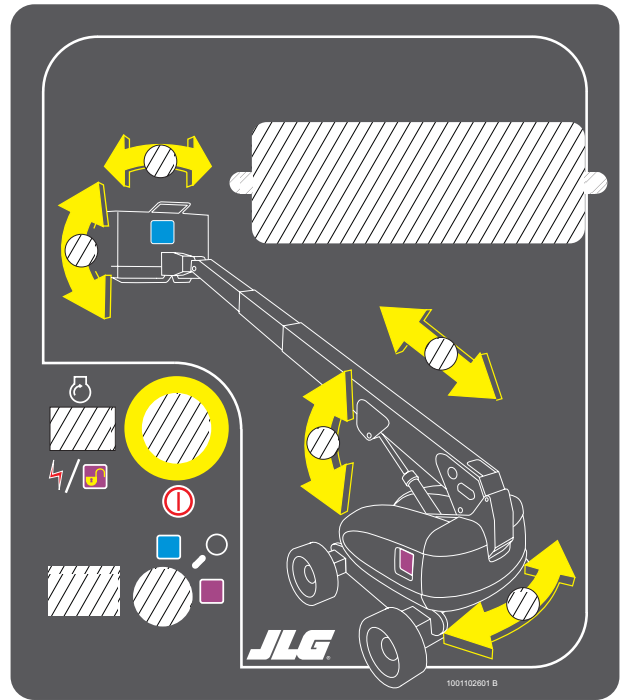
4110188
Overlay LH



1001091272
Icon (DOM)




1001102601
MTB 600S



1001107527
Stop



1001107849
Platform Display



1001107850
Platform Display



All original equipment manufacturer names, part numbers and part descriptions are used for reference or identification purposes only and are not intended to imply that any part listed is manufactured by those companies or that there is any affiliation with those companies. JLG, JLG GROUND SUPPORT, PARTSPUS, SKYTRAK and LULL are registered trademarks of JLG Industries, Inc. GENIE and the color blue applied to certain parts of mobile elevating work platform structures are currently registered trademarks of Genie Industries, Inc. All other names/trademarks are the property of their respective owners and manufacturers.

THE WARRANTIES SET FORTH IN THIS SECTION ARE EXCLUSIVE AND IN LIEU OF ALL OTHER WARRANTIES WHETHER STATUROY, EXPRESSES OR IMPLIED, AND THE WARRANTIES OF MERCHANTABILITY AND FITNESS FOR A PARTICULAR PURPOSE AND ALL OTHER WARRANTIES ARISING FROM COURSE OF DEALING OR USAGE OF TRADE ARE HEREBY EXCLUDED. THE REMEDIES PROVIDED HEREIN ARE CUSTOMER'S SOLE AND EXCLUSIVE REMEDIES FOR ANY FAILURE BY JLG TO COMPLY WITH ITS WARRANTY OBLIGATIONS. CORRECTION OF THE NONCONFORMITIES IN THE MANNER AND FOR THE PERIOD OF TIME PROVIDED HEREIN SHALL CONSTITUTE COMPLETE FULFILLMENT OF JLG'S OBLIGATIONS REGARDING DEFECTIVE PRODUCTS, WHETHER THE CLAIMS BY THE CUSTOMER ARE BASED IN CONTRACT, IN TORT (INCLUDING NEGLIGENCE) OR OTHERWISE.

1001107851
Platform Display



1001107853
Platform Display



1001107926
Platform Display



1001107927
Platform Display



1001107952
Platform Display (CE)



1001107953
Platform Display (860S)



1001107954
Platform Display 800S

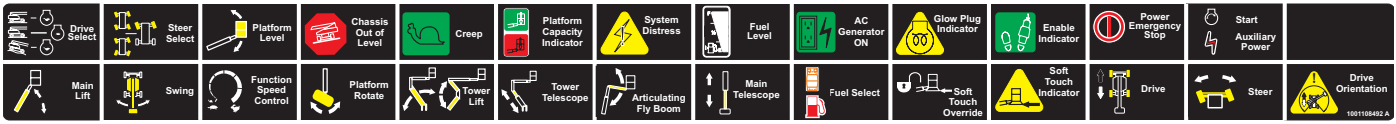


All original equipment manufacturer names, part numbers and part descriptions are used for reference or identification purposes only and are not intended to imply that any part listed is manufactured by those companies or that there is any affiliation with those companies. JLG, JLG GROUND SUPPORT, PARTSPUS, SKYTRAK and LULL are registered trademarks of JLG Industries, Inc. GENIE and the color blue applied to certain parts of mobile elevating work platform structures are currently registered trademarks of Genie Industries, Inc. All other names/trademarks are the property of their respective owners and manufacturers.

THE WARRANTIES SET FORTH IN THIS SECTION ARE EXCLUSIVE AND IN LIEU OF ALL OTHER WARRANTIES WHETHER STATUTORY, EXPRESSED OR IMPLIED, AND THE WARRANTIES OF MERCHANTABILITY AND FITNESS FOR A PARTICULAR PURPOSE AND ALL OTHER WARRANTIES ARISING FROM COURSE OF DEALING OR USAGE OF TRADE ARE HEREBY EXCLUDED. THE REMEDIES PROVIDED HEREIN ARE CUSTOMER'S SOLE AND EXCLUSIVE REMEDIES FOR ANY FAILURE BY JLG TO COMPLY WITH ITS WARRANTY OBLIGATIONS. CORRECTION OF THE NONCONFORMITIES IN THE MANNER AND FOR THE PERIOD OF TIME PROVIDED HEREIN SHALL CONSTITUTE COMPLETE FULFILLMENT OF JLG'S OBLIGATIONS REGARDING DEFECTIVE PRODUCTS, WHETHER THE CLAIMS BY THE CUSTOMER ARE BASED IN CONTRACT, IN TORT (INCLUDING NEGLIGENCE) OR OTHERWISE.

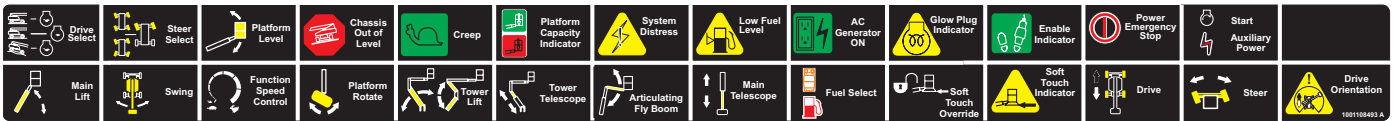
1001108492

Legend (Platform) 400S



1001108493

Legend (Platform) 450A/450AJ/510AJ/600A/600S



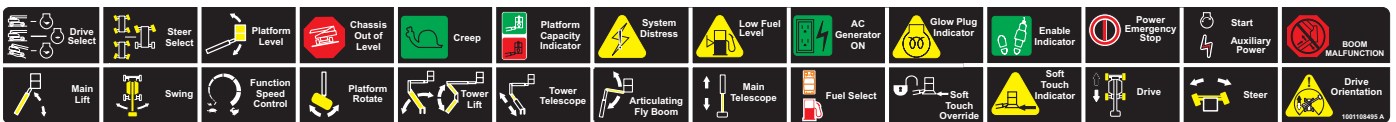
1001108494

Legend (Platform) 600SC



1001108495

Legend (Platform) 740AJ/800A/800AJ



All original equipment manufacturer names, part numbers and part descriptions are used for reference or identification purposes only and are not intended to imply that any part listed is manufactured by those companies or that there is any affiliation with those companies. JLG, JLG GROUND SUPPORT, PARTSPUS, SKYTRAK and LULL are registered trademarks of JLG Industries, Inc. GENIE and the color blue applied to certain parts of mobile elevating work platform structures are currently registered trademarks of Genie Industries, Inc. All other names/trademarks are the property of their respective owners and manufacturers.

THE WARRANTIES SET FORTH IN THIS SECTION ARE EXCLUSIVE AND IN LIEU OF ALL OTHER WARRANTIES WHETHER STATUROY, EXPRESSES OR IMPLIED, AND THE WARRANTIES OF MERCHANTABILITY AND FITNESS FOR A PARTICULAR PURPOSE AND ALL OTHER WARRANTIES ARISING FROM COURSE OF DEALING OR USAGE OF TRADE ARE HEREBY EXCLUDED. THE REMEDIES PROVIDED HEREIN ARE CUSTOMER'S SOLE AND EXCLUSIVE REMEDIES FOR ANY FAILURE BY JLG TO COMPLY WITH ITS WARRANTY OBLIGATIONS. CORRECTION OF THE NONCONFORMITIES IN THE MANNER AND FOR THE PERIOD OF TIME PROVIDED HEREIN SHALL CONSTITUTE COMPLETE FULFILLMENT OF JLG'S OBLIGATIONS REGARDING DEFECTIVE PRODUCTS, WHETHER THE CLAIMS BY THE CUSTOMER ARE BASED IN CONTRACT, IN TORT (INCLUDING NEGLIGENCE) OR OTHERWISE.

1001108496

Legend (Platform) 800S



1001110226

Light Display



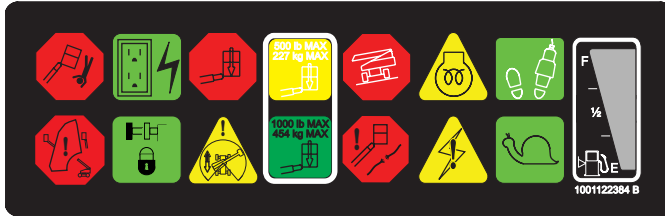
1001121657

Platform Display



1001122384

Light Panel (Platform)




1001131168

Stop & Auxiliary Power



1001132175

Stop & Generator



All original equipment manufacturer names, part numbers and part descriptions are used for reference or identification purposes only and are not intended to imply that any part listed is manufactured by those companies or that there is any affiliation with those companies. JLG, JLG GROUND SUPPORT, PARTSPLUS, SKYTRAK and LULL are registered trademarks of JLG Industries, Inc. GENIE and the color blue applied to certain parts of mobile elevating work platform structures are currently registered trademarks of Genie Industries, Inc. All other names/trademarks are the property of their respective owners and manufacturers.

THE WARRANTIES SET FORTH IN THIS SECTION ARE EXCLUSIVE AND IN LIEU OF ALL OTHER WARRANTIES WHETHER STATUROY, EXPRESSES OR IMPLIED, AND THE WARRANTIES OF MERCHANTABILITY AND FITNESS FOR A PARTICULAR PURPOSE AND ALL OTHER WARRANTIES ARISING FROM COURSE OF DEALING OR USAGE OF TRADE ARE HEREBY EXCLUDED. THE REMEDIES PROVIDED HEREIN ARE CUSTOMER'S SOLE AND EXCLUSIVE REMEDIES FOR ANY FAILURE BY JLG TO COMPLY WITH ITS WARRANTY OBLIGATIONS. CORRECTION OF THE NONCONFORMITIES IN THE MANNER AND FOR THE PERIOD OF TIME PROVIDED HEREIN SHALL CONSTITUTE COMPLETE FULFILLMENT OF JLG'S OBLIGATIONS REGARDING DEFECTIVE PRODUCTS, WHETHER THE CLAIMS BY THE CUSTOMER ARE BASED IN CONTRACT, IN TORT (INCLUDING NEGLIGENCE) OR OTHERWISE.

1702861
JLG Lift 8"



1703681
JLG



1704789
E450AJ



1705460
Sky Power



1705754
JLG 3.5"



1705781
JLG 2.75"



1705864
JLG 12"



1706667
1230ES



All original equipment manufacturer names, part numbers and part descriptions are used for reference or identification purposes only and are not intended to imply that any part listed is manufactured by those companies or that there is any affiliation with those companies. JLG, JLG GROUND SUPPORT, PARTSPUS, SKYTRAK and LULL are registered trademarks of JLG Industries, Inc. GENIE and the color blue applied to certain parts of mobile elevating work platform structures are currently registered trademarks of Genie Industries, Inc. All other names/trademarks are the property of their respective owners and manufacturers.

THE WARRANTIES SET FORTH IN THIS SECTION ARE EXCLUSIVE AND IN LIEU OF ALL OTHER WARRANTIES WHETHER STATUROY, EXPRESSES OR IMPLIED, AND THE WARRANTIES OF MERCHANTABILITY AND FITNESS FOR A PARTICULAR PURPOSE AND ALL OTHER WARRANTIES ARISING FROM COURSE OF DEALING OR USAGE OF TRADE ARE HEREBY EXCLUDED. THE REMEDIES PROVIDED HERIN ARE CUSTOMER'S SOLE AND EXCLUSIVE REMEDIES FOR ANY FAILURE BY JLG TO COMPLY WITH ITS WARRANTY OBLIGATIONS. CORRECTION OF THE NONCONFORMATIES IN THE MANNER AND FOR THE PERIOD OF TIME PROVIDED HEREIN SHALL CONSTITUTE COMPLETE FULFILLMENT OF JLG'S OBLIGATIONS REGARDING DEFECTIVE PRODUCTS, WHETHER THE CLAIMS BY THE CUSTOMER ARE BASED IN CONTRACT, IN TORT (INCLUDING NEGLIGENCE) OR OTHERWISE.

3252598

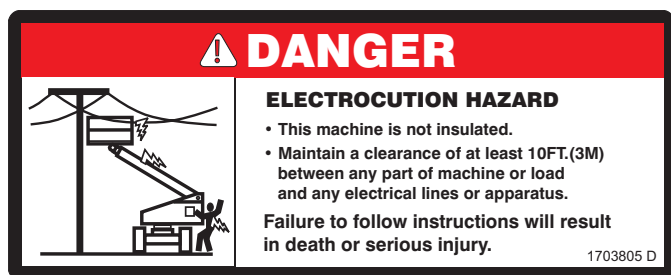
Model Tag 1932E2



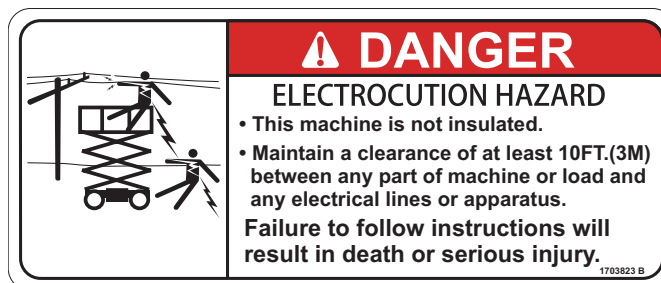
All original equipment manufacturer names, part numbers and part descriptions are used for reference or identification purposes only and are not intended to imply that any part listed is manufactured by those companies or that there is any affiliation with those companies. JLG, JLG GROUND SUPPORT, PARTSPUS, SKYTRAK and LULL are registered trademarks of JLG Industries, Inc. GENIE and the color blue applied to certain parts of mobile elevating work platform structures are currently registered trademarks of Genie Industries, Inc. All other names/trademarks are the property of their respective owners and manufacturers.

THE WARRANTIES SET FORTH IN THIS SECTION ARE EXCLUSIVE AND IN LIEU OF ALL OTHER WARRANTIES WHETHER STATUROY, EXPRESSES OR IMPLIED, AND THE WARRANTIES OF MERCHANTABILITY AND FITNESS FOR A PARTICULAR PURPOSE AND ALL OTHER WARRANTIES ARISING FROM COURSE OF DEALING OR USAGE OF TRADE ARE HEREBY EXCLUDED. THE REMEDIES PROVIDED HERIN ARE CUSTOMER'S SOLE AND EXCLUSIVE REMEDIES FOR ANY FAILURE BY JLG TO COMPLY WITH ITS WARRANTY OBLIGATIONS. CORRECTION OF THE NONCONFORMATIES IN THE MANNER AND FOR THE PERIOD OF TIME PROVIDED HEREIN SHALL CONSTITUTE COMPLETE FULFILLMENT OF JLG'S OBLIGATIONS REGARDING DEFECTIVE PRODUCTS, WHETHER THE CLAIMS BY THE CUSTOMER ARE BASED IN CONTRACT, IN TORT (INCLUDING NEGLIGENCE) OR OTHERWISE.

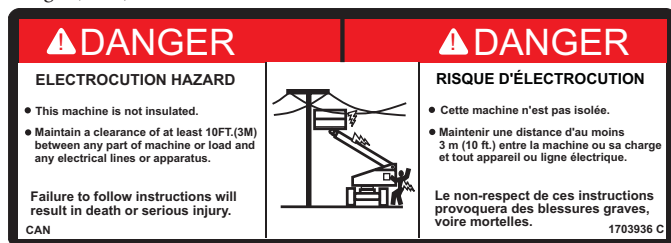
1703805
Electrocution



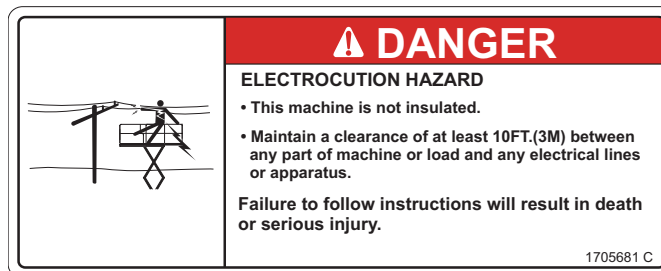
1703823
Electrocution Hazard



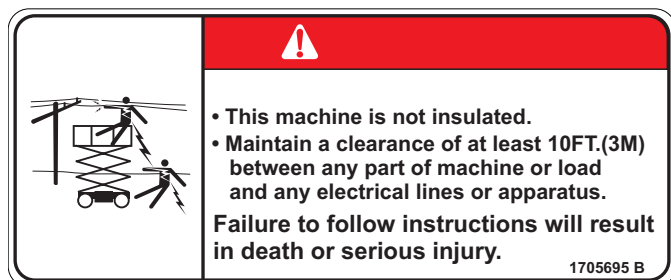
1703936
Danger (CAN)



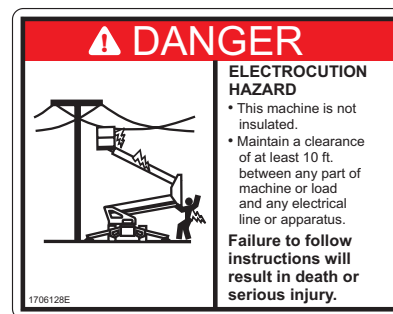
1705681
Electrocution



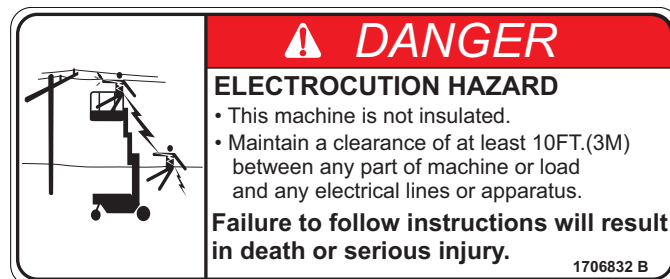
1705695
Electrocution 1930ES



1706128
Electrocution



1706832
1230ES Electrocution



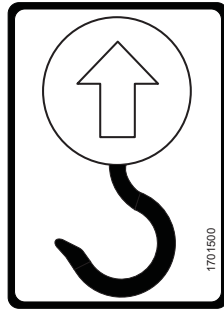
All original equipment manufacturer names, part numbers and part descriptions are used for reference or identification purposes only and are not intended to imply that any part listed is manufactured by those companies or that there is any affiliation with those companies. JLG, JLG GROUND SUPPORT, PARTSPLUS, SKYTRAK and LULL are registered trademarks of JLG Industries, Inc. GENIE and the color blue applied to certain parts of mobile elevating work platform structures are currently registered trademarks of Genie Industries, Inc. All other names/trademarks are the property of their respective owners and manufacturers.

THE WARRANTIES SET FORTH IN THIS SECTION ARE EXCLUSIVE AND IN LIEU OF ALL OTHER WARRANTIES WHETHER STATUROY, EXPRESSES OR IMPLIED, AND THE WARRANTIES OF MERCHANTABILITY AND FITNESS FOR A PARTICULAR PURPOSE AND ALL OTHER WARRANTIES ARISING FROM COURSE OF DEALING OR USAGE OF TRADE ARE HEREBY EXCLUDED. THE REMEDIES PROVIDED HERIN ARE CUSTOMER'S SOLE AND EXCLUSIVE REMEDIES FOR ANY FAILURE BY JLG TO COMPLY WITH ITS WARRANTY OBLIGATIONS. CORRECTION OF THE NONCONFORMITIES IN THE MANNER AND FOR THE PERIOD OF TIME PROVIDED HEREIN SHALL CONSTITUTE COMPLETE FULFILLMENT OF JLG'S OBLIGATIONS REGARDING DEFECTIVE PRODUCTS, WHETHER THE CLAIMS BY THE CUSTOMER ARE BASED IN CONTRACT, IN TORT (INCLUDING NEGLIGENCE) OR OTHERWISE.

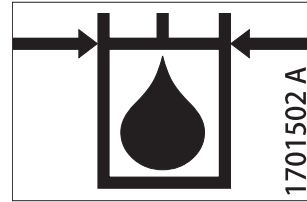
1701499
No Tie Down/Lift



1701500
Lift Here



1701502
Hydraulic Oil Level (High)




1701504
Hydraulic Oil



1701505
Diesel



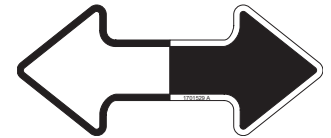
1701509
Manual



1701518
Crushing



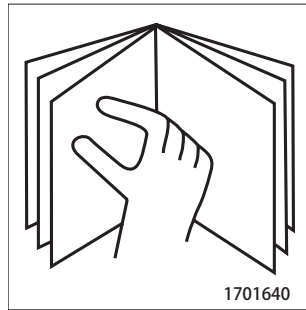
1701529
Arrow



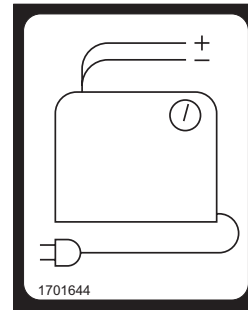
1701542
Gasoline



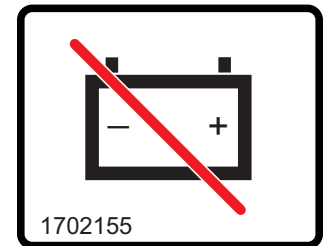
1701640
Manual



1701644
Battery Charger



1702155
Battery Disconnect



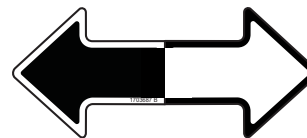
1703072
No Forklift



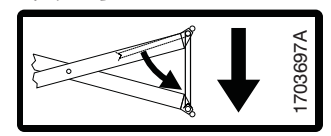
1703162
Fan Blade



1703687
Arrow



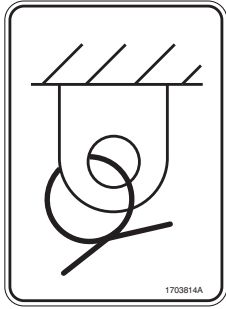
1703697
Safety Prop



All original equipment manufacturer names, part numbers and part descriptions are used for reference or identification purposes only and are not intended to imply that any part listed is manufactured by those companies or that there is any affiliation with those companies. JLG, JLG GROUND SUPPORT, PARTSPUS, SKYTRAK and LULL are registered trademarks of JLG Industries, Inc. GENIE and the color blue applied to certain parts of mobile elevating work platform structures are currently registered trademarks of Genie Industries, Inc. All other names/trademarks are the property of their respective owners and manufacturers.

THE WARRANTIES SET FORTH IN THIS SECTION ARE EXCLUSIVE AND IN LIEU OF ALL OTHER WARRANTIES WHETHER STATUROY, EXPRESSES OR IMPLIED, AND THE WARRANTIES OF MERCHANTABILITY AND FITNESS FOR A PARTICULAR PURPOSE AND ALL OTHER WARRANTIES ARISING FROM COURSE OF DEALING OR USAGE OF TRADE ARE HEREBY EXCLUDED. THE REMEDIES PROVIDED HEREIN ARE CUSTOMER'S SOLE AND EXCLUSIVE REMEDIES FOR ANY FAILURE BY JLG TO COMPLY WITH ITS WARRANTY OBLIGATIONS. CORRECTION OF THE NONCONFORMITIES IN THE MANNER AND FOR THE PERIOD OF TIME PROVIDED HEREIN SHALL CONSTITUTE COMPLETE FULFILLMENT OF JLG'S OBLIGATIONS REGARDING DEFECTIVE PRODUCTS, WHETHER THE CLAIMS BY THE CUSTOMER ARE BASED IN CONTRACT, IN TORT (INCLUDING NEGLIGENCE) OR OTHERWISE.

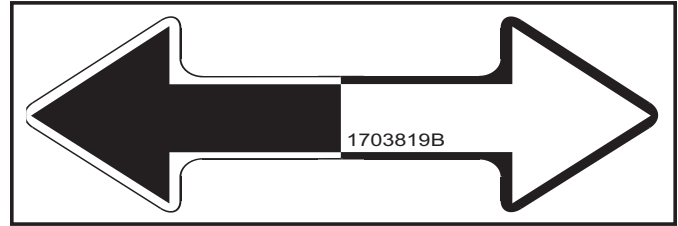
1703814
Tie Down



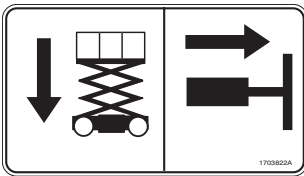
1703817
Fork Lift




1703819
Direction Arrow



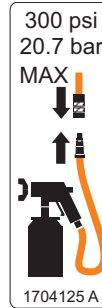
1703822
Manual Descent Instructions




1704016
Forklift Location



1704125
Air Lead



1704260
EMS (Euro Requirement)



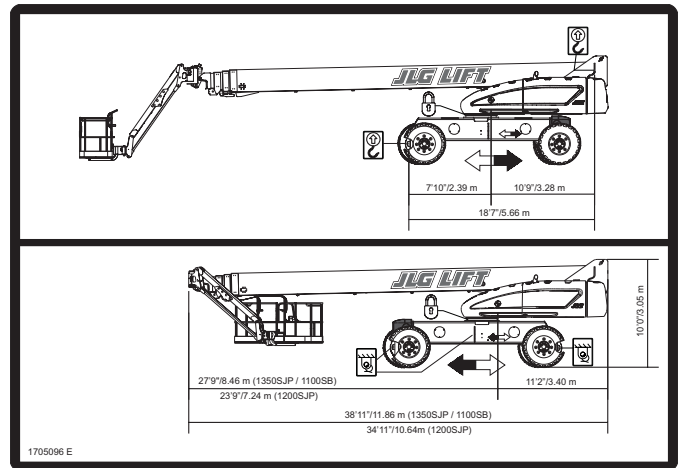
1704277
Lanyard Attachment



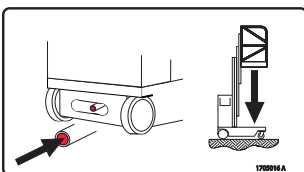
1704726
Lock Latch



1705096
Lift Diagram (1200/1350)



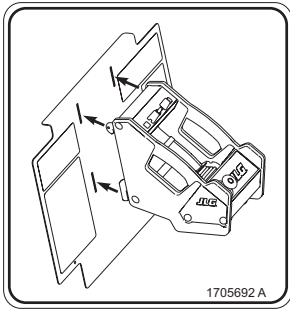
1705016
Manual Descent



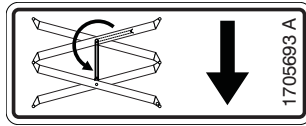
All original equipment manufacturer names, part numbers and part descriptions are used for reference or identification purposes only and are not intended to imply that any part listed is manufactured by those companies or that there is any affiliation with those companies. JLG, JLG GROUND SUPPORT, PARTSPUS, SKYTRAK and LULL are registered trademarks of JLG Industries, Inc. GENIE and the color blue applied to certain parts of mobile elevating work platform structures are currently registered trademarks of Genie Industries, Inc. All other names/trademarks are the property of their respective owners and manufacturers.

THE WARRANTIES SET FORTH IN THIS SECTION ARE EXCLUSIVE AND IN LIEU OF ALL OTHER WARRANTIES WHETHER STATUROY, EXPRESSES OR IMPLIED, AND THE WARRANTIES OF MERCHANTABILITY AND FITNESS FOR A PARTICULAR PURPOSE AND ALL OTHER WARRANTIES ARISING FROM COURSE OF DEALING OR USAGE OF TRADE ARE HEREBY EXCLUDED. THE REMEDIES PROVIDED HEREIN ARE CUSTOMER'S SOLE AND EXCLUSIVE REMEDIES FOR ANY FAILURE BY JLG TO COMPLY WITH ITS WARRANTY OBLIGATIONS. CORRECTION OF THE NONCONFORMITIES IN THE MANNER AND FOR THE PERIOD OF TIME PROVIDED HEREIN SHALL CONSTITUTE COMPLETE FULFILLMENT OF JLG'S OBLIGATIONS REGARDING DEFECTIVE PRODUCTS, WHETHER THE CLAIMS BY THE CUSTOMER ARE BASED IN CONTRACT, IN TORT (INCLUDING NEGLIGENCE) OR OTHERWISE.

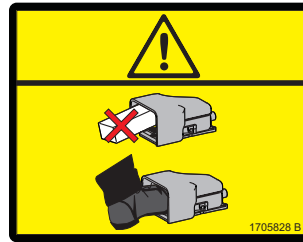
1705692
Control Box Location



1705693
Safety Prop



1705828
Footswitch (CE)



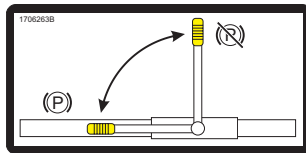
1706100
Gooseneck 10



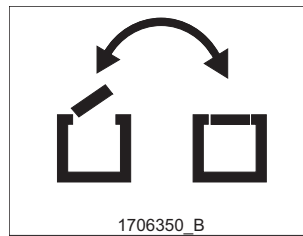
1706170
Gooseneck 6



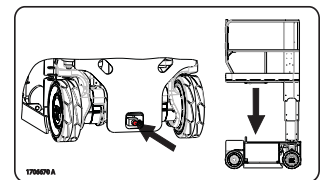
1706263
Brake Set



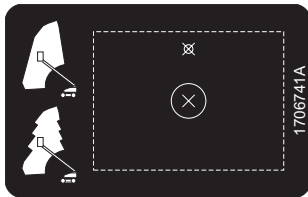
1706350
Cover




1706670
1230ES Manual Descent



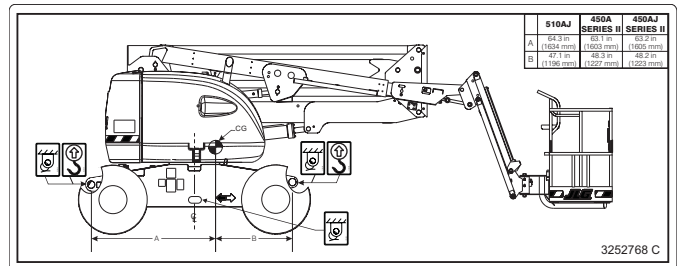
1706741
Boom Control Select



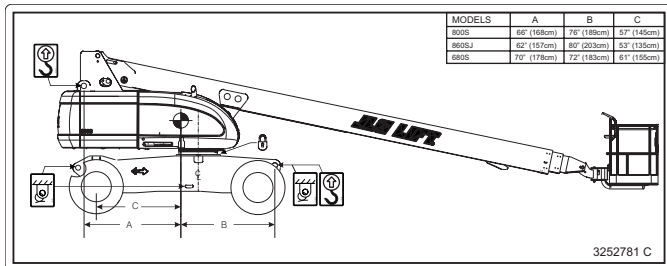
3251102
Generator




3252768
Lift Diagram 450A (DOM)




3252781
Lift Diagram 800S (DOM)



4100181
Hydraulic Oil



4108302
Hydraulic Oil Level

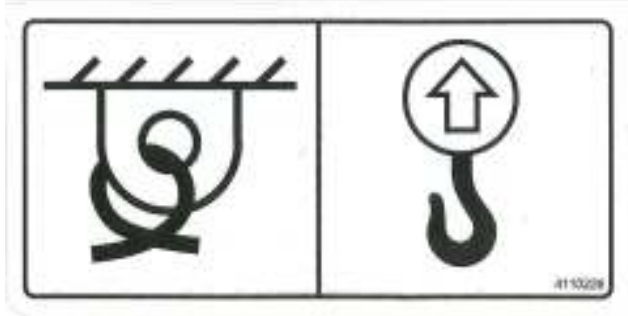


All original equipment manufacturer names, part numbers and part descriptions are used for reference or identification purposes only and are not intended to imply that any part listed is manufactured by those companies or that there is any affiliation with those companies. JLG, JLG GROUND SUPPORT, PARTSPUS, SKYTRAK and LULL are registered trademarks of JLG Industries, Inc. GENIE and the color blue applied to certain parts of mobile elevating work platform structures are currently registered trademarks of Genie Industries, Inc. All other names/trademarks are the property of their respective owners and manufacturers.

THE WARRANTIES SET FORTH IN THIS SECTION ARE EXCLUSIVE AND IN LIEU OF ALL OTHER WARRANTIES WHETHER STATUROY, EXPRESSES OR IMPLIED, AND THE WARRANTIES OF MERCHANTABILITY AND FITNESS FOR A PARTICULAR PURPOSE AND ALL OTHER WARRANTIES ARISING FROM COURSE OF DEALING OR USAGE OF TRADE ARE HEREBY EXCLUDED. THE REMEDIES PROVIDED HEREIN ARE CUSTOMER'S SOLE AND EXCLUSIVE REMEDIES FOR ANY FAILURE BY JLG TO COMPLY WITH ITS WARRANTY OBLIGATIONS. CORRECTION OF THE NONCONFORMITIES IN THE MANNER AND FOR THE PERIOD OF TIME PROVIDED HEREIN SHALL CONSTITUTE COMPLETE FULFILLMENT OF JLG'S OBLIGATIONS REGARDING DEFECTIVE PRODUCTS, WHETHER THE CLAIMS BY THE CUSTOMER ARE BASED IN CONTRACT, IN TORT (INCLUDING NEGLIGENCE) OR OTHERWISE.

4110226

Lift Point/Tie Down



All original equipment manufacturer names, part numbers and part descriptions are used for reference or identification purposes only and are not intended to imply that any part listed is manufactured by those companies or that there is any affiliation with those companies. JLG, JLG GROUND SUPPORT, PARTSPLUS, SKYTRAK and LULL are registered trademarks of JLG Industries, Inc. GENIE and the color blue applied to certain parts of mobile elevating work platform structures are currently registered trademarks of Genie Industries, Inc. All other names/trademarks are the property of their respective owners and manufacturers.

THE WARRANTIES SET FORTH IN THIS SECTION ARE EXCLUSIVE AND IN LIEU OF ALL OTHER WARRANTIES WHETHER STATUTORY, EXPRESSED OR IMPLIED, AND THE WARRANTIES OF MERCHANTABILITY AND FITNESS FOR A PARTICULAR PURPOSE AND ALL OTHER WARRANTIES ARISING FROM COURSE OF DEALING OR USAGE OF TRADE ARE HEREBY EXCLUDED. THE REMEDIES PROVIDED HEREIN ARE CUSTOMER'S SOLE AND EXCLUSIVE REMEDIES FOR ANY FAILURE BY JLG TO COMPLY WITH ITS WARRANTY OBLIGATIONS. CORRECTION OF THE NONCONFORMITIES IN THE MANNER AND FOR THE PERIOD OF TIME PROVIDED HEREIN SHALL CONSTITUTE COMPLETE FULFILLMENT OF JLG'S OBLIGATIONS REGARDING DEFECTIVE PRODUCTS, WHETHER THE CLAIMS BY THE CUSTOMER ARE BASED IN CONTRACT, IN TORT (INCLUDING NEGLIGENCE) OR OTHERWISE.

1702153
Inspection (DOM)

IMPORTANT		
first delivery	ANSI requires an annual inspection be performed by qualified personnel in accordance with manufacturer's specifications.	5 years
1 year	Use JLG approved manuals, parts and procedures. Contact JLG regarding structural repairs.	6 years
2 years	Stamp frame with MONTH/DAY/YEAR next to arrow after each inspection. Retain records in accordance with ANSI.	7 years
3 years	Notify JLG immediately of any changes of ownership.	8 years
4 years	Replace if defaced	9 years
		10 years
DOM		1702153 D

1702265
Manual Descent

IMPORTANT
<p>IF THE LOWER BOOM ASSEMBLY DOES NOT FULLY LOWER:</p> <ol style="list-style-type: none"> Pull out red EMS knob located on ground control. Turn key switch to ground control position. Start the engine (if applicable). Pull and hold out the red re-level knob located next to the main control valve. Raise the lower boom 6 feet. Release the red re-level knob. Lower the boom fully, and continue to hold down switch for an additional 5 seconds. Repeat steps 4 through 7 if necessary.

1703696
Gradeability

IMPORTANT
<p>WHEN DRIVING WITH THE PLATFORM COMPLETELY LOWERED DO NOT EXCEED</p> <ul style="list-style-type: none"> MAX. 4WD GRADEABILITY 35% MAX. SIDE SLOPE 5°

1704248
Battery Charger Instructions

IMPORTANT
<p>Battery charging instructions.</p> <p>For maximum battery life:</p> <ul style="list-style-type: none"> Avoid completely discharging the batteries. Fully charge the batteries each day the machine is used. Charge the batteries at available times between full charges. Ensure that the battery plates are immersed in battery fluid before charging. However, to avoid overflow, Do Not fill the fluid level until after charging. <ol style="list-style-type: none"> To charge batteries, connect charger to proper voltage source with 15 AMP minimum capacity. The charge cycle is complete when the 100% LED is lit. Any other reading indicates that the charge cycle is not complete. If the abnormal LED is lit, consult the Operators Manual. The charger will shut off automatically when the batteries are fully charged. Depleted batteries will take approx. 17 hours to charge.

1704446
Charging Instructions

IMPORTANT
<p>Battery charging instructions.</p> <p>For maximum battery life:</p> <ul style="list-style-type: none"> Avoid completely discharging the batteries. Fully charge the batteries each day the machine is used. Charge the batteries at available times between full charges. Ensure that the battery plates are immersed in battery fluid before charging. However, to avoid overflow, Do Not fill the fluid level until after charging. <ol style="list-style-type: none"> To charge batteries, connect charger to proper voltage source with 15 AMP minimum capacity. The charge cycle is complete when 100% LED is lit. Any other reading indicates that the charge cycle is not complete. If the abnormal LED is lit, consult the Operators Manual. Charger will shut off automatically when batteries are fully charged. Depleted batteries will take approx. 17 hours to charge.

1704521
Gradeability

IMPORTANT
<p>FOR DRIVING WITH THE PLATFORM COMPLETELY LOWERED DO NOT EXCEED</p> <ul style="list-style-type: none"> MAX. 2WD GRADEABILITY 25% MAX. 4WD GRADEABILITY 45% MAX. SIDE SLOPE 5°

1704903
Gradeability

IMPORTANT
<p>WHEN DRIVING WITH THE PLATFORM COMPLETELY LOWERED DO NOT EXCEED</p> <ul style="list-style-type: none"> MAX. GRADEABILITY 35% MAX. SIDE SLOPE 5°

1705365
Load Management (BCS)

IMPORTANT
<p>PROCEDURE FOR DAILY CHECK OF BOOM CONTROL SYSTEM</p> <p>AT THE BEGINNING OF EACH DAY'S USE, PERFORM CHECK WITH NO LOAD (PERSONS OR MATERIAL) IN PLATFORM FROM GROUND CONTROL STATION:</p> <ol style="list-style-type: none"> Extend all axes fully. With the boom fully retracted, raise boom off the boom rest to horizontal. Position (b) horizontal, (j) straight, and platform level. Extend boom until 8 steps. Boom must stop on colored stripe matching the capacity indicator. If the boom does not stop on the correct stripe, system must be repaired by JLG authorized service personnel before machine can be used. Push and hold the gray test switch on the ground control panel. The lighting of a green boom control system light indicates the system is functioning properly. No indicator light or the lighting of a red boom control system light indicates the system must be repaired by JLG authorized service personnel before machine can be used.

3252672
Lit D iagram 400 (DOM)

IMPORTANT	
<p>LIFTING INSTRUCTIONS</p> <ol style="list-style-type: none"> See the Operators and Safety Manual for approximate gross weight of machine as originally manufactured. Place boom in the stowed position with turntable locked. Remove all loose items from machine. Properly adjust rigging to prevent damage to machine and so machine remains level. 	<p>TIE DOWN INSTRUCTIONS</p> <ol style="list-style-type: none"> Place boom in the stowed position with turntable locked. Remove all loose items from machine. Secure the chassis and the platform using straps or chains of adequate strength. <p>Refer to the Operators and Safety Manual for more information.</p>

1001092071
No Pipe Racks Allowed

IMPORTANT
<p>No pipe racks/ panel carriers allowed on this machine.</p>

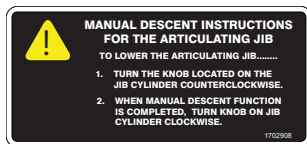
All original equipment manufacturer names, part numbers and part descriptions are used for reference or identification purposes only and are not intended to imply that any part listed is manufactured by those companies or that there is any affiliation with those companies. JLG, JLG GROUND SUPPORT, PARTSPUS, SKYTRAK and LULL are registered trademarks of JLG Industries, Inc. GENIE and the color blue applied to certain parts of mobile elevating work platform structures are currently registered trademarks of Genie Industries, Inc. All other names/trademarks are the property of their respective owners and manufacturers.

THE WARRANTIES SET FORTH IN THIS SECTION ARE EXCLUSIVE AND IN LIEU OF ALL OTHER WARRANTIES WHETHER STATUROY, EXPRESSES OR IMPLIED, AND THE WARRANTIES OF MERCHANTABILITY AND FITNESS FOR A PARTICULAR PURPOSE AND ALL OTHER WARRANTIES ARISING FROM COURSE OF DEALING OR USAGE OF TRADE ARE HEREBY EXCLUDED. THE REMEDIES PROVIDED HEREIN ARE CUSTOMER'S SOLE AND EXCLUSIVE REMEDIES FOR ANY FAILURE BY JLG TO COMPLY WITH ITS WARRANTY OBLIGATIONS. CORRECTION OF THE NONCONFORMITIES IN THE MANNER AND FOR THE PERIOD OF TIME PROVIDED HEREIN SHALL CONSTITUTE COMPLETE FULFILLMENT OF JLG'S OBLIGATIONS REGARDING DEFECTIVE PRODUCTS, WHETHER THE CLAIMS BY THE CUSTOMER ARE BASED IN CONTRACT, IN TORT (INCLUDING NEGLIGENCE) OR OTHERWISE.

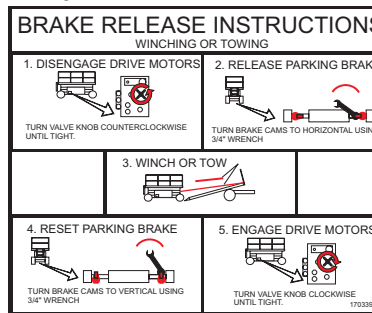
1702901
Manual Descent



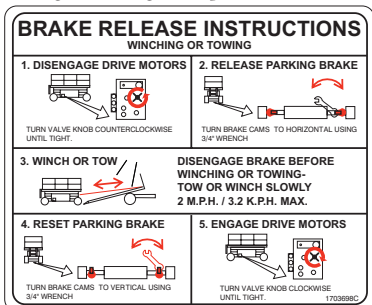
1702908
Manual Descent



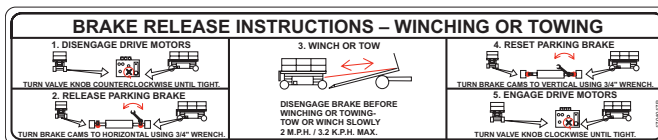
1703398
Towing/Winch



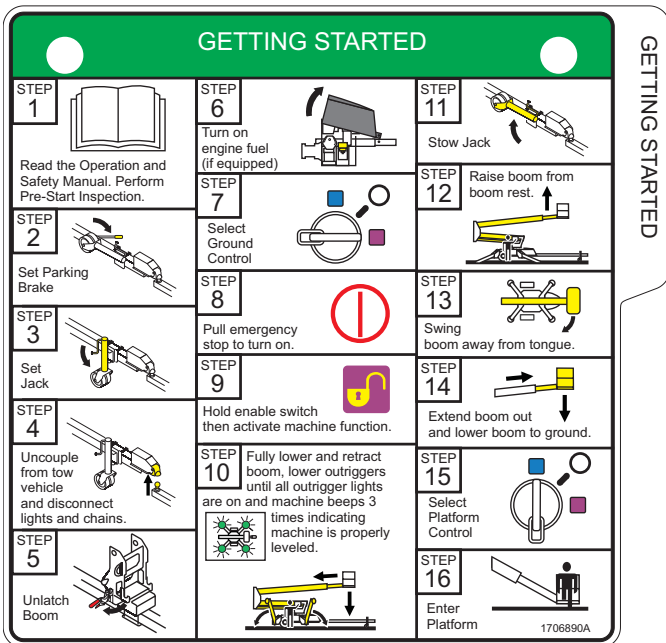
1703698
Towing/Wenching-Tow Speed



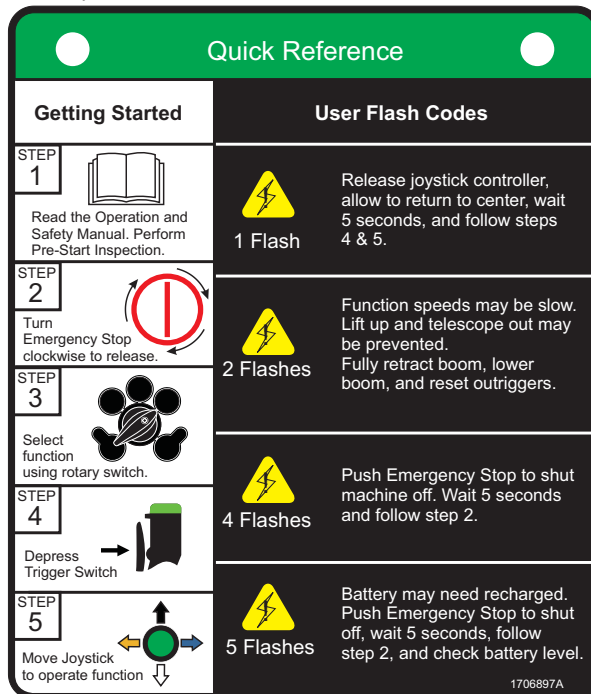
1704017
Brake Release Instructions



1706890
Getting Started





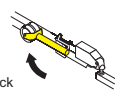


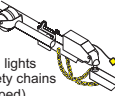


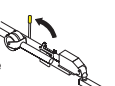




1706897
Quick Reference



All original equipment manufacturer names, part numbers and part descriptions are used for reference or identification purposes only and are not intended to imply that any part listed is manufactured by those companies or that there is any affiliation with those companies. JLG, JLG GROUND SUPPORT, PARTSPUS, SKYTRAK and LULL are registered trademarks of JLG Industries, Inc. GENIE and the color blue applied to certain parts of mobile elevating work platform structures are currently registered trademarks of Genie Industries, Inc. All other names/trademarks are the property of their respective owners and manufacturers.

THE WARRANTIES SET FORTH IN THIS SECTION ARE EXCLUSIVE AND IN LIEU OF ALL OTHER WARRANTIES WHETHER STATUROY, EXPRESSES OR IMPLIED, AND THE WARRANTIES OF MERCHANTABILITY AND FITNESS FOR A PARTICULAR PURPOSE AND ALL OTHER WARRANTIES ARISING FROM COURSE OF DEALING OR USAGE OF TRADE ARE HEREBY EXCLUDED. THE REMEDIES PROVIDED HEREIN ARE CUSTOMER'S SOLE AND EXCLUSIVE REMEDIES FOR ANY FAILURE BY JLG TO COMPLY WITH ITS WARRANTY OBLIGATIONS. CORRECTION OF THE NONCONFORMITIES IN THE MANNER AND FOR THE PERIOD OF TIME PROVIDED HEREIN SHALL CONSTITUTE COMPLETE FULFILLMENT OF JLG'S OBLIGATIONS REGARDING DEFECTIVE PRODUCTS, WHETHER THE CLAIMS BY THE CUSTOMER ARE BASED IN CONTRACT, IN TORT (INCLUDING NEGLIGENCE) OR OTHERWISE.


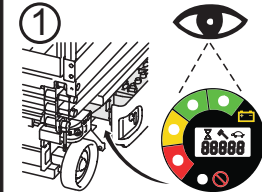

1706924
Finishing

FINISHING		
STEP 1  Read the Operation and Safety Manual.	STEP 6  Latch Boom	STEP 11  Stow Jack
STEP 2  Set Jack	STEP 7  Turn off Control Select	STEP 12  Hook up lights and safety chains (if equipped).
STEP 3  Fully retract and swing boom to align with tongue.	STEP 8  Push emergency stop to turn off.	STEP 13  Release Brake
STEP 4 Lower boom to boom rest. 	STEP 9  Turn off engine fuel (if equipped)	
STEP 5 Fully raise outriggers. 	STEP 10  Couple to tow vehicle.	

FINISHING

1706924A


1001094359
Troubleshooting ES

 1001094359A	1 	2 
---	---	---

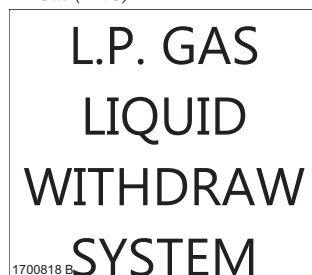
All original equipment manufacturer names, part numbers and part descriptions are used for reference or identification purposes only and are not intended to imply that any part listed is manufactured by those companies or that there is any affiliation with those companies. JLG, JLG GROUND SUPPORT, PARTSPUS, SKYTRAK and LULL are registered trademarks of JLG Industries, Inc. GENIE and the color blue applied to certain parts of mobile elevating work platform structures are currently registered trademarks of Genie Industries, Inc. All other names/trademarks are the property of their respective owners and manufacturers.

THE WARRANTIES SET FORTH IN THIS SECTION ARE EXCLUSIVE AND IN LIEU OF ALL OTHER WARRANTIES WHETHER STATUROY, EXPRESSES OR IMPLIED, AND THE WARRANTIES OF MERCHANTABILITY AND FITNESS FOR A PARTICULAR PURPOSE AND ALL OTHER WARRANTIES ARISING FROM COURSE OF DEALING OR USAGE OF TRADE ARE HEREBY EXCLUDED. THE REMEDIES PROVIDED HERIN ARE CUSTOMER'S SOLE AND EXCLUSIVE REMEDIES FOR ANY FAILURE BY JLG TO COMPLY WITH ITS WARRANTY OBLIGATIONS. CORRECTION OF THE NONCONFORMATIES IN THE MANNER AND FOR THE PERIOD OF TIME PROVIDED HEREIN SHALL CONSTITUTE COMPLETE FULFILLMENT OF JLG'S OBLIGATIONS REGARDING DEFECTIVE PRODUCTS, WHETHER THE CLAIMS BY THE CUSTOMER ARE BASED IN CONTRACT, IN TORT (INCLUDING NEGLIGENCE) OR OTHERWISE.

1700584
Patent (BLK)



1700818
LP Gas (ENG)



1702276
Attach Safety Belt Here




1702612
Lanyard 7/8"(D-Ring)



1703175
Lanyard (GM,D-Rings)



1703464
AC Power



1703815
Attach Lanyard Here 3/4"



1704412
Oil Chart

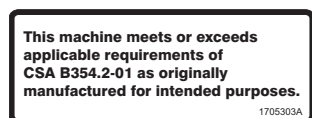
Mobil 424 P/N 2300014	
Mobil DTE 10 EXCEL 15 P/N 2300025	
Mobil DTE 10 EXCEL 32 P/N 2300035	
Mobil EAL 224H P/N 2300027	
Mobil EAL EnviroSyn H46 P/N 2300029	
Union Carbide Ucon Hydrolube HP-5046D P/N 2300021	
Fuchs Plentilube Polar 15S P/N 2300030	
EXXON UNIVIS HVI 26 P/N 2300039	
Mobil EAL EnviroSyn H32 P/N 2300042	
Quintolube 88S-46 P/N 2300019	

1704412

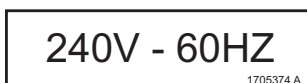
1705132
Control ADE



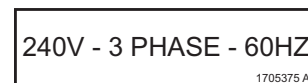
1705303
CSA



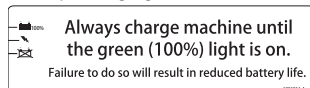
1705374
240V 60HZ



1705375
240V 3 Phase 60HZ



1705834
Battery Charging



1705850
Platform Color (Pro-Fit)



3251243
120V-60HZ



3251813
Built in the USA



All original equipment manufacturer names, part numbers and part descriptions are used for reference or identification purposes only and are not intended to imply that any part listed is manufactured by those companies or that there is any affiliation with those companies. JLG, JLG GROUND SUPPORT, PARTSPUS, SKYTRAK and LULL are registered trademarks of JLG Industries, Inc. GENIE and the color blue applied to certain parts of mobile elevating work platform structures are currently registered trademarks of Genie Industries, Inc. All other names/trademarks are the property of their respective owners and manufacturers.

THE WARRANTIES SET FORTH IN THIS SECTION ARE EXCLUSIVE AND IN LIEU OF ALL OTHER WARRANTIES WHETHER STATUROY, EXPRESSES OR IMPLIED, AND THE WARRANTIES OF MERCHANTABILITY AND FITNESS FOR A PARTICULAR PURPOSE AND ALL OTHER WARRANTIES ARISING FROM COURSE OF DEALING OR USAGE OF TRADE ARE HEREBY EXCLUDED. THE REMEDIES PROVIDED HEREIN ARE CUSTOMER'S SOLE AND EXCLUSIVE REMEDIES FOR ANY FAILURE BY JLG TO COMPLY WITH ITS WARRANTY OBLIGATIONS. CORRECTION OF THE NONCONFORMITIES IN THE MANNER AND FOR THE PERIOD OF TIME PROVIDED HEREIN SHALL CONSTITUTE COMPLETE FULFILLMENT OF JLG'S OBLIGATIONS REGARDING DEFECTIVE PRODUCTS, WHETHER THE CLAIMS BY THE CUSTOMER ARE BASED IN CONTRACT, IN TORT (INCLUDING NEGLIGENCE) OR OTHERWISE.


3252761
120V



All original equipment manufacturer names, part numbers and part descriptions are used for reference or identification purposes only and are not intended to imply that any part listed is manufactured by those companies or that there is any affiliation with those companies. JLG, JLG GROUND SUPPORT, PARTSPUS, SKYTRAK and LULL are registered trademarks of JLG Industries, Inc. GENIE and the color blue applied to certain parts of mobile elevating work platform structures are currently registered trademarks of Genie Industries, Inc. All other names/trademarks are the property of their respective owners and manufacturers.

THE WARRANTIES SET FORTH IN THIS SECTION ARE EXCLUSIVE AND IN LIEU OF ALL OTHER WARRANTIES WHETHER STATUROY, EXPRESSES OR IMPLIED, AND THE WARRANTIES OF MERCHANTABILITY AND FITNESS FOR A PARTICULAR PURPOSE AND ALL OTHER WARRANTIES ARISING FROM COURSE OF DEALING OR USAGE OF TRADE ARE HEREBY EXCLUDED. THE REMEDIES PROVIDED HERIN ARE CUSTOMER'S SOLE AND EXCLUSIVE REMEDIES FOR ANY FAILURE BY JLG TO COMPLY WITH ITS WARRANTY OBLIGATIONS. CORRECTION OF THE NONCONFORMATIES IN THE MANNER AND FOR THE PERIOD OF TIME PROVIDED HEREIN SHALL CONSTITUTE COMPLETE FULFILLMENT OF JLG'S OBLIGATIONS REGARDING DEFECTIVE PRODUCTS, WHETHER THE CLAIMS BY THE CUSTOMER ARE BASED IN CONTRACT, IN TORT (INCLUDING NEGLIGENCE) OR OTHERWISE.

1701214
Outrigger (DOM/CSA)

! WARNING	
	<p>CRUSHING HAZARD</p> <ul style="list-style-type: none"> Keep away from outriggers/stabilizers. <p>Failure to follow these instructions could result in death or serious injury.</p> <p style="text-align: right; font-size: small;">1701214B</p>

1702249
Gate

! WARNING	1702249B
<p>FALLING HAZARD CLOSE AND LOCK GATE BEFORE OPERATING FAILURE TO FOLLOW THESE INSTRUCTIONS COULD RESULT IN DEATH OR SERIOUS INJURY</p>	

1702961
Prop 65/Gas

! WARNING: !
<p>The engine exhaust from this product contains chemicals known to the State of California to cause cancer, birth defects, or other reproductive harm.</p> <p style="text-align: right; font-size: x-small;">1702961</p>

1702962
Prop 65/DSL

<p>CALIFORNIA Proposition 65 Warning Diesel engine exhaust and some of its constituents are known to the State of California to cause cancer, birth defects, or other reproductive harm.</p> <p style="text-align: right; font-size: x-small;">1702962</p>
--

1703181
500lb Capacity

<p>500 LBS UNRESTRICTED CAPACITY</p>	<table border="1"> <tr> <th style="background-color: #FF8C00; color: white; text-align: center;">! WARNING</th> </tr> <tr> <td> <p>TIP OVER HAZARD Do not exceed the platform capacity indicated on the capacity indicator located on the platform control console. On units with inoperative or defaced capacity indicators, do not exceed 500 pounds maximum platform capacity. Tip-over could result in SERIOUS INJURY OR DEATH.</p> <p style="text-align: right; font-size: x-small;">1703181 B</p> </td> </tr> </table>	! WARNING	<p>TIP OVER HAZARD Do not exceed the platform capacity indicated on the capacity indicator located on the platform control console. On units with inoperative or defaced capacity indicators, do not exceed 500 pounds maximum platform capacity. Tip-over could result in SERIOUS INJURY OR DEATH.</p> <p style="text-align: right; font-size: x-small;">1703181 B</p>
! WARNING			
<p>TIP OVER HAZARD Do not exceed the platform capacity indicated on the capacity indicator located on the platform control console. On units with inoperative or defaced capacity indicators, do not exceed 500 pounds maximum platform capacity. Tip-over could result in SERIOUS INJURY OR DEATH.</p> <p style="text-align: right; font-size: x-small;">1703181 B</p>			

1703804
Crushing

! WARNING
<p>CRUSHING HAZARD</p> <ul style="list-style-type: none"> Do not stand under a raised platform or boom, or between a rotating platform and the boom. Keep all body parts away from any moving components. <p>Failure to follow these instructions could result in death or serious injury.</p> <p style="text-align: right; font-size: x-small;">1703804 B</p>

1703813
Battery Ventilation

! WARNING
<p>EXPLOSION/FIRE HAZARD Charge batteries in well ventilated area, free of flames, smoking, or sparks. Failure to follow warning could cause death or serious injury.</p> <p style="text-align: right; font-size: x-small;">1703813A</p>

1703942
Crushing (CAN)

! WARNING	! MISE EN GARDE
<p>CRUSHING HAZARD</p> <ul style="list-style-type: none"> Do not stand under a raised platform or boom, or between a rotating platform and the boom. Keep all body parts away from any moving components. <p>Failure to follow these instructions could result in death or serious injury.</p> <p style="text-align: left; font-size: x-small;">CAN</p>	<p>RISQUE D'ÉCRASEMENT</p> <ul style="list-style-type: none"> Ne pas se poster sous la plate-forme ou la flèche surélevée, ni entre la plate-forme pivotante et la flèche. Se tenir à l'écart des pièces en mouvement. <p>Le non respect de ces consignes peut entraîner la mort ou causer des blessures graves.</p> <p style="text-align: right; font-size: x-small;">1703942 A</p>

1703948
Crushing (CAN)

! WARNING	! MISE EN GARDE
<p>CRUSHING HAZARD</p> <ul style="list-style-type: none"> Do not stand under a raised platform or boom, or between a rotating platform and the boom. Keep all body parts away from any moving components. <p>Failure to follow these instructions could result in death or serious injury.</p> <p style="text-align: left; font-size: x-small;">CAN</p>	<p>RISQUE D'ÉCRASEMENT</p> <ul style="list-style-type: none"> Ne pas se poster sous la plate-forme ou la flèche surélevée, ni entre la plate-forme pivotante et la flèche. Se tenir à l'écart des pièces en mouvement. <p>Le non respect de ces consignes peut entraîner la mort ou causer des blessures graves.</p> <p style="text-align: right; font-size: x-small;">1703948-B</p>

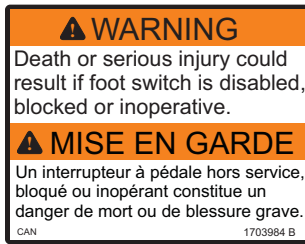
1703953
Crushing

! WARNING
<p>CRUSHING HAZARD</p> <ul style="list-style-type: none"> Do not stand under a raised platform or boom, or between a rotating platform and the boom. Keep all body parts away from any moving components. <p>Failure to follow these instructions could result in death or serious injury.</p> <p style="text-align: right; font-size: x-small;">1703953 A</p>

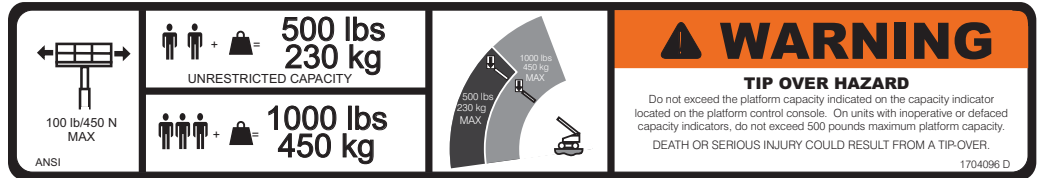
All original equipment manufacturer names, part numbers and part descriptions are used for reference or identification purposes only and are not intended to imply that any part listed is manufactured by those companies or that there is any affiliation with those companies. JLG, JLG GROUND SUPPORT, PARTSPUS, SKYTRAK and LULL are registered trademarks of JLG Industries, Inc. GENIE and the color blue applied to certain parts of mobile elevating work platform structures are currently registered trademarks of Genie Industries, Inc. All other names/trademarks are the property of their respective owners and manufacturers.

THE WARRANTIES SET FORTH IN THIS SECTION ARE EXCLUSIVE AND IN LIEU OF ALL OTHER WARRANTIES WHETHER STATUROY, EXPRESSES OR IMPLIED, AND THE WARRANTIES OF MERCHANTABILITY AND FITNESS FOR A PARTICULAR PURPOSE AND ALL OTHER WARRANTIES ARISING FROM COURSE OF DEALING OR USAGE OF TRADE ARE HEREBY EXCLUDED. THE REMEDIES PROVIDED HEREIN ARE CUSTOMER'S SOLE AND EXCLUSIVE REMEDIES FOR ANY FAILURE BY JLG TO COMPLY WITH ITS WARRANTY OBLIGATIONS. CORRECTION OF THE NONCONFORMITIES IN THE MANNER AND FOR THE PERIOD OF TIME PROVIDED HEREIN SHALL CONSTITUTE COMPLETE FULFILLMENT OF JLG'S OBLIGATIONS REGARDING DEFECTIVE PRODUCTS, WHETHER THE CLAIMS BY THE CUSTOMER ARE BASED IN CONTRACT, IN TORT (INCLUDING NEGLIGENCE) OR OTHERWISE.

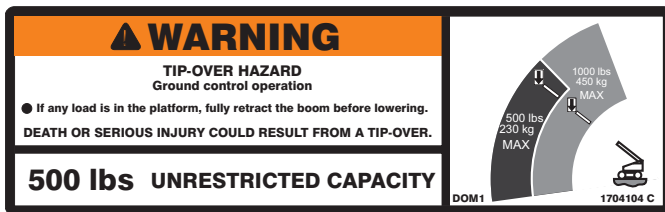
1703984
Foot Switch (CAN)



1704096
Dual Capacity (DOM)



1704104
Dual Capacity (DOM)



1704340
Battery Ventilation (CAN)



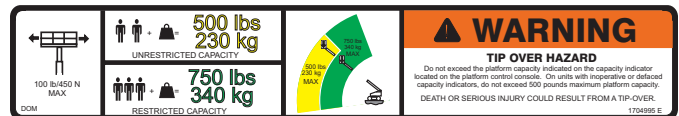
1704432
Crushing



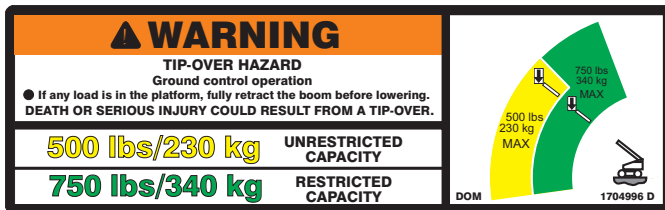
1704479
Battery



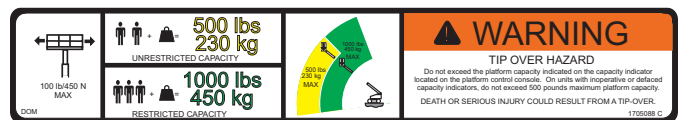
1704995
750lb/500lb Capacity (Platform)



1704996
750lb/500lb Capacity (DOM)



1705088
Dual Capacity 500lb (DOM)



All original equipment manufacturer names, part numbers and part descriptions are used for reference or identification purposes only and are not intended to imply that any part listed is manufactured by those companies or that there is any affiliation with those companies. JLG, JLG GROUND SUPPORT, PARTSPUS, SKYTRAK and LULL are registered trademarks of JLG Industries, Inc. GENIE and the color blue applied to certain parts of mobile elevating work platform structures are currently registered trademarks of Genie Industries, Inc. All other names/trademarks are the property of their respective owners and manufacturers.

THE WARRANTIES SET FORTH IN THIS SECTION ARE EXCLUSIVE AND IN LIEU OF ALL OTHER WARRANTIES WHETHER STATUROY, EXPRESSES OR IMPLIED, AND THE WARRANTIES OF MERCHANTABILITY AND FITNESS FOR A PARTICULAR PURPOSE AND ALL OTHER WARRANTIES ARISING FROM COURSE OF DEALING OR USAGE OF TRADE ARE HEREBY EXCLUDED. THE REMEDIES PROVIDED HEREIN ARE CUSTOMER'S SOLE AND EXCLUSIVE REMEDIES FOR ANY FAILURE BY JLG TO COMPLY WITH ITS WARRANTY OBLIGATIONS. CORRECTION OF THE NONCONFORMITIES IN THE MANNER AND FOR THE PERIOD OF TIME PROVIDED HEREIN SHALL CONSTITUTE COMPLETE FULFILLMENT OF JLG'S OBLIGATIONS REGARDING DEFECTIVE PRODUCTS, WHETHER THE CLAIMS BY THE CUSTOMER ARE BASED IN CONTRACT, IN TORT (INCLUDING NEGLIGENCE) OR OTHERWISE.

1705089
Dual Capacity 500lb (DOM) (MTB)

<p>WARNING</p> <p>TIP-OVER HAZARD Ground control operation</p> <p>If any load is in the platform, fully retract the boom before lowering. DEATH OR SERIOUS INJURY COULD RESULT FROM A TIP-OVER.</p>		
<p>500 lbs/230 kg</p>	<p>UNRESTRICTED CAPACITY</p>	
<p>1000 lbs/450 kg</p>	<p>RESTRICTED CAPACITY</p>	

1705168
Platform Capacity 1200/1350

	<p>UNRESTRICTED CAPACITY</p> <p>500 lbs 230 kg</p>		<p>WARNING</p> <p>TIP OVER HAZARD</p> <p>On units with inoperative or defunct capacity indicators, do not exceed 500 pounds maximum platform capacity. Aisles must be properly extended before lifting boom above horizontal or extending boom beyond 28' (8.6m). DEATH OR SERIOUS INJURY COULD RESULT FROM A TIP-OVER.</p>
--	---	--	---

1705336
Inspection 1350SJP

WARNING

THIS MACHINE MUST NOT BE USED UNTIL IT IS INSPECTED AND OPERATING PROPERLY.

- DO NOT operate this machine unless you have been properly trained as described in the JLG Operation and Safety Manual by a qualified person and authorized to operate this machine. Your training includes reading and understanding the safety, operating and maintenance instructions in manufacturer's manuals, the Manual of Responsibilities, knowing your employers work rules and applicable governmental regulations.
- DO NOT replace items (i.e., Batteries, tires, counterweight, etc) with items of different weight or specification because this will affect the stability of the machine.
- DO NOT modify or change this machine without written approval from the manufacturer.
- Make sure all tires are in good condition and air filled tires are properly inflated.
- Operate this machine with extreme caution. STOP all operation if a malfunction occurs.
- Check all functions at ground control and platform control stations. Select an area free of obstructions.
- Follow the Instructions in the Operating Manual, the Manual of Responsibilities and applicable standards for required inspections.
- Read and understand decals and placards.

If this machine is not properly maintained, death or serious injury could occur.

1705337
Tip-Over (BCS) 1350SJP

WARNING

TIP OVER HAZARD

This machine is equipped with a Boom Control System.

- Red light indicates the platform is outside the operating area and operation of certain boom functions may be disabled. Attempts to use the disabled functions cause light to flash and an audio alarm to sound.
- Immediately return the platform to the ground.
- If stays on the system must be repaired by JLG authorized service personnel before machine can be used.

Failure to follow instructions could result in serious injury or death.

1705387
Danger High Voltage

WARNING

HAZARDOUS VOLTAGE INSIDE

- Do not remove cover with engine running.
- Refer to the Service and Maintenance Manual for servicing instructions.

Death or serious injury could result from contact with energized conductors.

1705492
Tip-Over Platform

WARNING

TIP-OVER HAZARD

- Installing or removing approved accessories or changing platform size requires recalibration of the boom control system.
- Reference the Service & Maintenance Manual for proper procedures.

Failure to follow instructions could result in serious injury or death.

1705679
Inspection (Platform)

WARNING

THIS MACHINE MUST NOT BE USED UNTIL IT IS INSPECTED AND OPERATING PROPERLY:

- Do not operate this machine unless you have been properly trained as described in the JLG Operation and Safety Manual by a qualified person and authorized to operate this machine. Your training includes reading and understanding the safety, operating and maintenance instructions in manufacturer's manuals, knowing your employers work rules and applicable governmental regulations.
- Follow the Instructions in the Operating Manual, the Manual of Responsibilities and applicable standards for required inspections.
- Do not replace items (i.e., Batteries, wheels, counterweight, etc.) with items of different weight or specification because this will affect stability of machine.
- Do not modify or change machine without written approval from manufacturer.
- Operate this machine with extreme caution. STOP all operation if malfunction occurs.

Improper use of this machine could cause death or serious injury.

1705694
Crushing 1930ES

WARNING

CRUSHING HAZARD

- Do not stand under or around platform during operation.
- Use safety props for maintenance.

Failure to follow these instructions could result in death or serious injury.

1705680
Tip-Over/Crushing/Falling

WARNING

TIP-OVER HAZARD

- Do not exceed platform rated capacity or rated number of people. Evenly distribute load.
- Do not expose platform to high winds or horizontal forces.
- Machine must be on smooth, firm and level surface before elevating platform.
- Do not drive with platform raised, or raise platform when on uneven, sloping or soft surfaces including trucks, trailers, railway cars, floating vessels, scaffolds or similar areas.
- Do not drive near drop offs, holes or other hazards.
- Make sure operating surface will support the machine.
- Make sure all tires are in good condition and air filled tires are properly inflated.
- If required, outriggers or stabilizers shall be extended and properly set.
- Do not carry sheet type materials (i.e. drywall, plywood, roof panels) outdoors or in any windy conditions as they may act as a wind sail.

Death or serious injury could occur from a tip-over.

CRUSHING HAZARD

- Always look in the direction of movement.
- Keep clear of obstructions.
- Keep all body parts inside platform during operation.

Failure to follow instructions could result in death or serious injury.

FALLING HAZARD

- Keep both feet on platform floor.
- Do not climb, sit or stand on platform guard rails.
- Ensure entrance area is properly closed.
- Do not use planks, ladders or similar items in platform to get added reach.
- All guard rails must be properly installed during operation.

Falling from platform could cause death or serious injury.

All original equipment manufacturer names, part numbers and part descriptions are used for reference or identification purposes only and are not intended to imply that any part listed is manufactured by those companies or that there is any affiliation with those companies. JLG, JLG GROUND SUPPORT, PARTSPLUS, SKYTRAK and LULL are registered trademarks of JLG Industries, Inc. GENIE and the color blue applied to certain parts of mobile elevating work platform structures are currently registered trademarks of Genie Industries, Inc. All other names/trademarks are the property of their respective owners and manufacturers.

THE WARRANTIES SET FORTH IN THIS SECTION ARE EXCLUSIVE AND IN LIEU OF ALL OTHER WARRANTIES WHETHER STATUROY, EXPRESSES OR IMPLIED, AND THE WARRANTIES OF MERCHANTABILITY AND FITNESS FOR A PARTICULAR PURPOSE AND ALL OTHER WARRANTIES ARISING FROM COURSE OF DEALING OR USAGE OF TRADE ARE HEREBY EXCLUDED. THE REMEDIES PROVIDED HEREIN ARE CUSTOMER'S SOLE AND EXCLUSIVE REMEDIES FOR ANY FAILURE BY JLG TO COMPLY WITH ITS WARRANTY OBLIGATIONS. CORRECTION OF THE NONCONFORMITIES IN THE MANNER AND FOR THE PERIOD OF TIME PROVIDED HEREIN SHALL CONSTITUTE COMPLETE FULFILLMENT OF JLG'S OBLIGATIONS REGARDING DEFECTIVE PRODUCTS, WHETHER THE CLAIMS BY THE CUSTOMER ARE BASED IN CONTRACT, IN TORT (INCLUDING NEGLIGENCE) OR OTHERWISE.

1706111
Machine Operation

WARNING		NOTICE
Read and understand Operation and Safety Manual and all decals before use. Do not tow trailer until it is inspected and operating properly.		
CHECK BEFORE TOWING!		
<ul style="list-style-type: none"> The pressure and condition. Wheel lug nuts for tightness. Coupler hitch and trailer ball are same size. Coupler is properly seated and latched. 	<ul style="list-style-type: none"> Boom is latched to tongue. Outriggers are in fully stowed position. Safety chains properly attached to tow vehicle. Trailer brakes adjusted and break away device is attached to tow vehicle. 	<ul style="list-style-type: none"> Trailer hitch is retracted and folded and secured to frame. Hitch and ball load rating are adequate. All trailer lights work properly. Coupler travel lock is latched and locked with pin or padlock.
Failure to follow these instructions could result in death or serious injury.		
You are required to comply with all local, regional and national requirements for trailer operation including brakes, licensing, and any additional equipment that may be necessary.		
Contact your Motor Vehicle Authority for more information.		
1706111E		

1706112
Speed Limit

WARNING

DO NOT EXCEED

65 M.P.H.

or the legal speed limit whichever is lower

Excessive speed could result in loss of control and serious injury or death

1706112B

1706135
Inspection

WARNING

Improper Use Hazard

- DO NOT operate this machine unless you have been properly trained as described in the JLG Operation and Safety Manual.
- Make sure that all of the outrigger set indicator lights are lit.
- DO NOT modify or change this machine without written approval from the manufacturer.
- Make sure that all the inspections listed in the JLG Operations And Safety Manual are done.

Failure to follow these instructions could result in death or serious injury.

1706135B

1706296
Battery Warning Lull

WARNING

EXPLOSIVE GASES could cause death or serious injury.

Keep sparks, flames and lighted materials away from batteries.

1706296C

1706298
Carry Personnel

WARNING

FALLING OFF ATTACHMENT could result in death or serious injury.

DO NOT TRAVEL with personnel in work platform.

1706298C

1706300
Ether Warning

WARNING

ENGINE EXPLOSION could result in death or serious injury.

DO NOT use Ether or other high energy starting aids. Engine equipped with Pre-heating system.

1706300C

1706302
Pinch Point Boom Holes

WARNING

PINCH POINTS could crush or cut causing death or serious injury.

Keep clear of pinch points.

1706302B

1706306
Tip-Over Hazard

WARNING

TIPOVER could result in death or serious injury.

DO NOT drive with boom raised.

DO NOT raise boom unless frame is level.

MAINTAIN proper tire pressure.

1706306A

1706385
Drop Bar

WARNING

FALL HAZARD

Do not tie or disable gate. Failure to follow these instructions could result in death or serious injury.

1706385C

1706386
Fall Hazard

WARNING

FALLING HAZARD

- Check the condition of the approved fall protection device, inspect and the appropriate attachment prior to the platform.
- Wear approved fall protection items and attach to marked locations.
- Keep both feet on platform floor.
- Clear obstructions above in properly closed.
- DO NOT use planks, ladders or similar items in platform to get added reach.

Falling from platform could cause death or serious injury.

1706386C

1706387
Crushing Platform

WARNING

CRUSHING HAZARD

- Always look in the direction of movement.
- Keep clear of obstructions.
- Keep all body parts inside of platform during operation.

Failure to follow instructions could result in death or serious injury.

1706387C

1706765
Voltage Warning

WARNING

HAZARDOUS VOLTAGE INSIDE

- Refer to the Service and Maintenance Manual for servicing instructions.

Death or serious injury could result from contact with energized conductors.

1706765A

1706768
Vehicle Roll Away

WARNING

Riders could fall off machine causing death or serious injury.

No riders.

1706768B

All original equipment manufacturer names, part numbers and part descriptions are used for reference or identification purposes only and are not intended to imply that any part listed is manufactured by those companies or that there is any affiliation with those companies. JLG, JLG GROUND SUPPORT, PARTSPLUS, SKYTRAK and LULL are registered trademarks of JLG Industries, Inc. GENIE and the color blue applied to certain parts of mobile elevating work platform structures are currently registered trademarks of Genie Industries, Inc. All other names/trademarks are the property of their respective owners and manufacturers.

THE WARRANTIES SET FORTH IN THIS SECTION ARE EXCLUSIVE AND IN LIEU OF ALL OTHER WARRANTIES WHETHER STATUROY, EXPRESSES OR IMPLIED, AND THE WARRANTIES OF MERCHANTABILITY AND FITNESS FOR A PARTICULAR PURPOSE AND ALL OTHER WARRANTIES ARISING FROM COURSE OF DEALING OR USAGE OF TRADE ARE HEREBY EXCLUDED. THE REMEDIES PROVIDED HEREIN ARE CUSTOMER'S SOLE AND EXCLUSIVE REMEDIES FOR ANY FAILURE BY JLG TO COMPLY WITH ITS WARRANTY OBLIGATIONS. CORRECTION OF THE NONCONFORMITIES IN THE MANNER AND FOR THE PERIOD OF TIME PROVIDED HEREIN SHALL CONSTITUTE COMPLETE FULFILLMENT OF JLG'S OBLIGATIONS REGARDING DEFECTIVE PRODUCTS, WHETHER THE CLAIMS BY THE CUSTOMER ARE BASED IN CONTRACT, IN TORT (INCLUDING NEGLIGENCE) OR OTHERWISE.

1707015
Dual Capacity



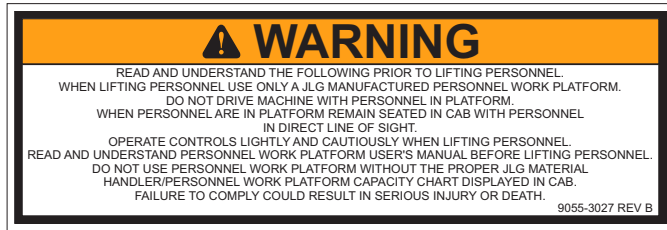
3252347
Footswitch



4110422
Swing Loads



90553027
Warning Decal



91143282
Warning Decal



91143284
Warning Decal



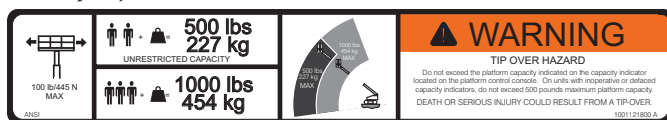
1001101420
Sky Glazier Capacity

WARNING		IMPORTANT	MAX		Sky GLAZIER
<p>TIP-OVER HAZARD</p> <ul style="list-style-type: none"> Do not exceed platform/tray capacity. Refer to capacity decal on tray and SkyGLAZIER Operating Manual for capacity ratings. Observe all operating instructions and restrictions for use for this accessory. <p>Failure to follow instructions could result in serious injury or death.</p>		<ul style="list-style-type: none"> For use on JLG Boom Lift models with side entry platform only. Properly secure panel before moving platform. Remove tray when not in use. 	<p>32 ft</p>	<p>20mph 32 kph 9 m/s</p>	
<p>MODEL 400S,600A,600S,800A,800S,1200S,JP,1350S,JP,1250A,JP</p>		<p>MODEL 860S,J</p>		<p>MODEL 460S,J,660S,J,800A,J,800S,J,C,800A,J</p>	
<p>MAX</p> <p>1000 lb/450 kg Zone</p> <p>500 lbs / 230 kg 90 lb / 40 N 250 lbs / 110 kg</p>	<p>500 lb/230 kg Zone</p> <p>250 lbs / 110 kg 45 lb / 20 N 150 lbs / 70 kg</p>	<p>750 lb/340 kg Zone</p> <p>440 lbs / 200 kg 90 lb / 40 N 150 lbs / 70 kg</p>	<p>500 lb/230 kg Zone</p> <p>250 lbs / 110 kg 45 lb / 20 N 150 lbs / 70 kg</p>	<p>500 lb/230 kg Zone</p> <p>250 lbs / 110 kg 45 lb / 20 N 150 lbs / 70 kg</p>	

1001121813
Dual Capacity (ANSI)



1001121800
Dual Capacity (DOM)




All original equipment manufacturer names, part numbers and part descriptions are used for reference or identification purposes only and are not intended to imply that any part listed is manufactured by those companies or that there is any affiliation with those companies. JLG, JLG GROUND SUPPORT, PARTSPLUS, SKYTRAK and LULL are registered trademarks of JLG Industries, Inc. GENIE and the color blue applied to certain parts of mobile elevating work platform structures are currently registered trademarks of Genie Industries, Inc. All other names/trademarks are the property of their respective owners and manufacturers.

THE WARRANTIES SET FORTH IN THIS SECTION ARE EXCLUSIVE AND IN LIEU OF ALL OTHER WARRANTIES WHETHER STATUROY, EXPRESSES OR IMPLIED, AND THE WARRANTIES OF MERCHANTABILITY AND FITNESS FOR A PARTICULAR PURPOSE AND ALL OTHER WARRANTIES ARISING FROM COURSE OF DEALING OR USAGE OF TRADE ARE HEREBY EXCLUDED. THE REMEDIES PROVIDED HEREIN ARE CUSTOMER'S SOLE AND EXCLUSIVE REMEDIES FOR ANY FAILURE BY JLG TO COMPLY WITH ITS WARRANTY OBLIGATIONS. CORRECTION OF THE NONCONFORMITIES IN THE MANNER AND FOR THE PERIOD OF TIME PROVIDED HEREIN SHALL CONSTITUTE COMPLETE FULFILLMENT OF JLG'S OBLIGATIONS REGARDING DEFECTIVE PRODUCTS, WHETHER THE CLAIMS BY THE CUSTOMER ARE BASED IN CONTRACT, IN TORT (INCLUDING NEGLIGENCE) OR OTHERWISE.

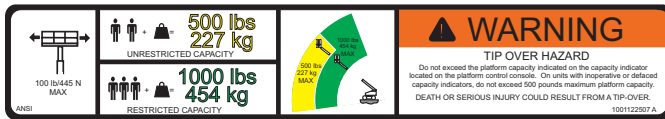
1001121814
Maximum Capacity (DOM)



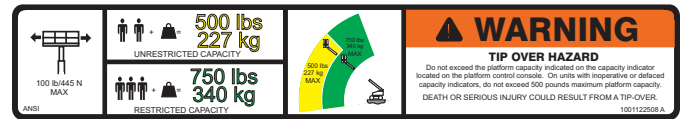
1001122369
Dual Capacity



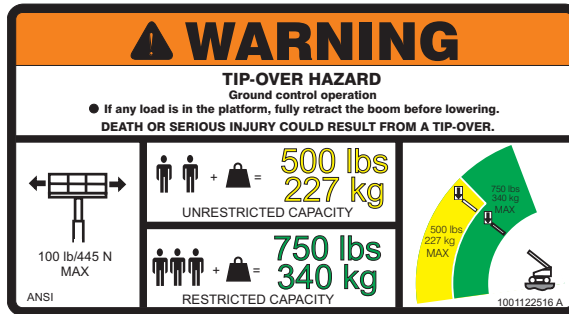
1001122507
Dual Capacity (ANSI)



1001122508
Dual Capacity (ANSI)



1001122516
Dual Capacity (ANSI)



1001126742
Sky Glazier Capacity

WARNING		IMPORTANT	MAX		Sky GLAZIER
	<p>TIP-OVER HAZARD</p> <ul style="list-style-type: none"> Do not exceed platform/tray capacity. Refer to capacity decal on tray and SkyGLAZIER Operating Manual for capacity ratings. Observe all operating instructions and restrictions for use for this accessory. <p>Failure to follow instructions could result in serious injury or death.</p>	<ul style="list-style-type: none"> For use on JLG Boom Lift models with side entry platform only. Properly secure panel before moving platform. Remove tray when not in use. 			
MODEL 400S,600A,600S,800A,800S,1200SJ,1350SJ,1250AJ,1500SJ		MODEL 860SJ		MODEL 460SJ,660SJ,600AJ,600SJ,800AJ	
1000 lb/454 kg Zone		500 lb/227 kg Zone	750 lb/340 kg Zone	500 lb/227 kg Zone	500 lb/227 kg Zone
MAX					

All original equipment manufacturer names, part numbers and part descriptions are used for reference or identification purposes only and are not intended to imply that any part listed is manufactured by those companies or that there is any affiliation with those companies. JLG, JLG GROUND SUPPORT, PARTSPLUS, SKYTRAK and LULL are registered trademarks of JLG Industries, Inc. GENIE and the color blue applied to certain parts of mobile elevating work platform structures are currently registered trademarks of Genie Industries, Inc. All other names/trademarks are the property of their respective owners and manufacturers.

THE WARRANTIES SET FORTH IN THIS SECTION ARE EXCLUSIVE AND IN LIEU OF ALL OTHER WARRANTIES WHETHER STATUROY, EXPRESSES OR IMPLIED, AND THE WARRANTIES OF MERCHANTABILITY AND FITNESS FOR A PARTICULAR PURPOSE AND ALL OTHER WARRANTIES ARISING FROM COURSE OF DEALING OR USAGE OF TRADE ARE HEREBY EXCLUDED. THE REMEDIES PROVIDED HEREIN ARE CUSTOMER'S SOLE AND EXCLUSIVE REMEDIES FOR ANY FAILURE BY JLG TO COMPLY WITH ITS WARRANTY OBLIGATIONS. CORRECTION OF THE NONCONFORMITIES IN THE MANNER AND FOR THE PERIOD OF TIME PROVIDED HEREIN SHALL CONSTITUTE COMPLETE FULFILLMENT OF JLG'S OBLIGATIONS REGARDING DEFECTIVE PRODUCTS, WHETHER THE CLAIMS BY THE CUSTOMER ARE BASED IN CONTRACT, IN TORT (INCLUDING NEGLIGENCE) OR OTHERWISE.

1702785
Warning/Danger

<p>⚠ WARNING</p> <p>DO NOT OPERATE THIS MACHINE UNLESS you have been properly trained as described in the JLG Operation and Safety Manual by a qualified person and authorized to operate this machine. Training includes reading and understanding the safety, operating and maintenance instructions in the manufacturer's manuals, knowing your employer's work rules and applicable governmental regulations. Untrained operators could cause SERIOUS INJURY OR DEATH to themselves or others.</p>	
<p>⚠ WARNING</p> <p>TIP-OVER HAZARD</p> <p>When "CHASSIS OUT OF LEVEL" indicator light is on, retract and lower boom and move machine to a level surface. Failure to follow instructions could cause SERIOUS INJURY OR DEATH.</p>	
<p>⚠ WARNING</p> <p>ELECTROCUSSION HAZARD THIS MACHINE IS NOT INSULATED</p> <p>You must maintain a clearance of at least 10 feet between any part of the machine or load and any electrical line or apparatus charged up to 50,000 volts. One foot additional clearance is required for each additional 30,000 volts or less. Allowance must be made for machine movement and electrical line sway. SERIOUS INJURY OR DEATH will result from contact or inadequate clearance.</p>	
<p>✓ Inspect the machine by performing the walk-around and safety checks listed on the checklist at the ground control station.</p> <p>▲ All persons in the platform shall wear an approved fall protection device with lanyard attached to the designated attach point.</p> <p>▲ Machine must be on a SMOOTH, FIRM and LEVEL surface before elevating and/or extending boom.</p> <p>▲ Move controls slowly for smooth operation. Stop all operation if malfunction occurs.</p> <p>▲ Watch for obstructions which may strike persons or machines.</p>	<p>▲ When DRIVING observe the following:</p> <ul style="list-style-type: none"> Direction of drive and steer functions are opposite to controls motion when boom is positioned over front axis. Always look at the decals on the chassis and drive/steer control for proper direction. To drive on any slope, boom must be retracted, lowered below horizontal, and centered between rear wheels. To drive up or down grades exceeding machine gradeability or side slopes exceeding 5 degrees. Machine must be assisted (lowered) up or down grades exceeding machine gradeability. Driving with boom above horizontal or extended is restricted to SMOOTH, FIRM, and LEVEL surfaces free of obstructions.
<p>FAILURE TO FOLLOW THESE INSTRUCTIONS COULD RESULT IN SERIOUS INJURY OR DEATH. 1702785 D</p>	

1703797
Warning/Danger Platform

<p>⚠ DANGER</p> <p>ELECTROCUSSION HAZARD</p> <ul style="list-style-type: none"> This machine is not insulated. Maintain a clearance of at least 10FT.(3M) between any part of machine or load and any electrical lines or apparatus. <p>Failure to follow instructions will result in death or serious injury.</p>	
<p>⚠ WARNING</p> <p>TIP-OVER HAZARD</p> <ul style="list-style-type: none"> Machine must be on a smooth, firm and level surface before swinging, elevating and/or extending boom. DO NOT exceed platform rated capacity. Make sure the operating surface will support the machine. DO NOT drive with platform raised or raise platform when on uneven, sloping or soft surfaces (including tracks, rollers, railway cars, floating vessels, scaffolds or similar areas). DO NOT raise platform during high winds. DO NOT drive near drop offs, holes or other hazards. Make sure all tires are in good condition and air filled tires are properly inflated. To drive on a slope, boom must be retracted, lowered below horizontal and centered between the rear wheels. Check "out of level" indicator lights on retract and lower boom and move machine to a level surface. Driving with boom above horizontal or extended is restricted to smooth, firm and level surfaces free of obstructions. <p>Death or serious injury could result from a tip-over.</p>	
<p>⚠ WARNING</p> <p>FALLING HAZARD</p> <ul style="list-style-type: none"> Check the condition of the approved fall protection device, lanyard and the designated attachment point on the platform. Wear approved fall protection items and attach to marked locations. Never walk on or lean over platform floor. Ensure entrance area is properly closed. DO NOT use planks, ladders or similar items in platform to get added reach. <p>Falling from platform could cause death or serious injury.</p>	
<p>⚠ WARNING</p> <p>CRUSHING HAZARD</p> <ul style="list-style-type: none"> Always look in the direction of movement. Keep clear of obstructions. Direction of drive and steer functions are opposite to the motion of the controls when the boom is extended over the front axis and always look at the decals on the chassis and drive/steer control for proper direction. Never use body parts, ladders or similar items in platform to get added reach. <p>Failure to follow instructions could result in death or serious injury.</p>	
<p>THIS MACHINE MUST NOT BE USED UNTIL IT IS INSPECTED AND OPERATING PROPERLY.</p> <ul style="list-style-type: none"> DO NOT operate this machine unless you have been properly trained as described in the JLG Operation and Safety Manual by a qualified person and authorized to operate this machine. Your training includes reading and understanding the safety, operating and maintenance instructions in manufacturer's manuals, the Manual of Responsibilities, knowing your employer's work rules and applicable governmental regulations. Follow the Instructions in the Operating Manual, the Manual of Responsibilities and applicable standards for required inspections. DO NOT replace items (i.e., batteries, tires, counterweight, etc.) with items of different weight or specification because this will affect the stability of the machine. DO NOT modify or change this machine without written approval from the manufacturer. Operate this machine with extreme caution. STOP all operation if a malfunction occurs. Test foot switch for proper operation. Test high engine and high drive out switches for proper operation. <p>Improper use of this machine could cause death or serious injury.</p>	

1703798
Warning/Danger MTB

<p>⚠ DANGER</p> <p>ELECTROCUSSION HAZARD</p> <ul style="list-style-type: none"> This machine is not insulated. Maintain a clearance of at least 10FT.(3M) between any part of machine or load and any electrical lines or apparatus. <p>Failure to follow instructions will result in death or serious injury.</p>	
<p>⚠ WARNING</p> <p>CRUSHING HAZARD</p> <ul style="list-style-type: none"> Always look in the direction of movement. Keep clear of obstructions. Direction of drive and steer functions are opposite to the motion of the controls when the boom is extended over the front axis and always look at the decals on the chassis and drive/steer control for proper direction. Never use body parts, ladders or similar items in platform to get added reach. <p>Failure to follow these instructions could result in death or serious injury.</p>	
<p>⚠ WARNING</p> <p>THIS MACHINE MUST NOT BE USED UNTIL IT IS INSPECTED AND OPERATING PROPERLY.</p> <ul style="list-style-type: none"> DO NOT operate this machine unless you have been properly trained as described in the JLG Operation and Safety Manual by a qualified person and authorized to operate this machine. Your training includes reading and understanding the safety, operating and maintenance instructions in manufacturer's manuals, the Manual of Responsibilities, knowing your employer's work rules and applicable governmental regulations. DO NOT replace items (i.e., Batteries, tires, counterweight, etc) with items of different weight or specification because this will affect the stability of the machine. DO NOT modify or change this machine without written approval from the manufacturer. Make sure all tires are in good condition and air filled tires are properly inflated. Operate this machine with extreme caution. STOP all operation if a malfunction occurs. Check all functions at ground control and platform control stations. Select an area free of obstructions. Follow the Instructions in the Operating Manual, the Manual of Responsibilities and applicable standards for required inspections. Read and understand decals and placards. <p>If this machine is not properly maintained, death or serious injury could occur. 1703798 D</p>	

1703816
Warning/Danger

<p>⚠ DANGER</p> <p>ELECTROCUSSION HAZARD</p> <ul style="list-style-type: none"> This machine is not insulated. Maintain a clearance of at least 10FT.(3M) between any part of machine or load and any electrical lines or apparatus. <p>Failure to follow instructions will result in death or serious injury.</p>	
<p>⚠ WARNING</p> <p>TIP-OVER HAZARD</p> <ul style="list-style-type: none"> Do not exceed platform rated capacity or rated number of people. Evenly distribute load. Do not expose platform to high winds or horizontal forces before elevating platform. Do not drive with platform raised, or raise platform when on uneven, sloping or soft surfaces including trucks, trailers, railway cars, floating vessels, scaffolds or similar areas. Do not drive near drop offs, holes or other hazards. Make sure operating surface will support the machine. Make sure all tires are in good condition and air filled tires are properly inflated. If required, outriggers or stabilizers shall be extended and properly set. Do not carry sheet type materials (i.e. drywall, plywood, roof panels) outdoors or in any windy conditions as they may act as a wind sail. <p>Death or serious injury could occur from a tip-over.</p>	
<p>⚠ WARNING</p> <p>CRUSHING HAZARD</p> <ul style="list-style-type: none"> Always look in the direction of movement. Keep clear of obstructions. Keep all body parts inside platform during operation. <p>Failure to follow instructions could result in death or serious injury.</p>	
<p>⚠ WARNING</p> <p>FALLING HAZARD</p> <ul style="list-style-type: none"> Keep both feet on stand on platform guard rails. Do not climb, sit or stand on platform guard rails. Ensure entrance area is properly closed. Do not use planks, ladders or similar items in platform to get added reach. All guard rails must be properly installed during operation. <p>Falling from platform could cause death or serious injury.</p>	
<p>THIS MACHINE MUST NOT BE USED UNTIL IT IS INSPECTED AND OPERATING PROPERLY:</p> <ul style="list-style-type: none"> Do not operate this machine unless you have been properly trained as described in the JLG Operation and Safety Manual by a qualified person and authorized to operate this machine. Your training includes reading and understanding the safety, operating and maintenance instructions in manufacturer's manuals, knowing your employer's work rules and applicable governmental regulations. Follow the Instructions in the Operating Manual, the Manual of Responsibilities and applicable standards for required inspections. Do not replace items (i.e., Batteries, Wheels, counterweight, etc.) with items of Different weight or specification because this will affect stability of machine. Do not modify or change machine without written approval from manufacturer. Operate this machine with extreme caution. STOP all operation if malfunction occurs. <p>Improper use of this machine could cause death or serious injury.</p>	

All original equipment manufacturer names, part numbers and part descriptions are used for reference or identification purposes only and are not intended to imply that any part listed is manufactured by those companies or that there is any affiliation with those companies. JLG, JLG GROUND SUPPORT, PARTSPLUS, SKYTRAK and LULL are registered trademarks of JLG Industries, Inc. GENIE and the color blue applied to certain parts of mobile elevating work platform structures are currently registered trademarks of Genie Industries, Inc. All other names/trademarks are the property of their respective owners and manufacturers.

THE WARRANTIES SET FORTH IN THIS SECTION ARE EXCLUSIVE AND IN LIEU OF ALL OTHER WARRANTIES WHETHER STATUROY, EXPRESSES OR IMPLIED, AND THE WARRANTIES OF MERCHANTABILITY AND FITNESS FOR A PARTICULAR PURPOSE AND ALL OTHER WARRANTIES ARISING FROM COURSE OF DEALING OR USAGE OF TRADE ARE HEREBY EXCLUDED. THE REMEDIES PROVIDED HEREIN ARE CUSTOMER'S SOLE AND EXCLUSIVE REMEDIES FOR ANY FAILURE BY JLG TO COMPLY WITH ITS WARRANTY OBLIGATIONS. CORRECTION OF THE NONCONFORMITIES IN THE MANNER AND FOR THE PERIOD OF TIME PROVIDED HEREIN SHALL CONSTITUTE COMPLETE FULFILLMENT OF JLG'S OBLIGATIONS REGARDING DEFECTIVE PRODUCTS, WHETHER THE CLAIMS BY THE CUSTOMER ARE BASED IN CONTRACT, IN TORT (INCLUDING NEGLIGENCE) OR OTHERWISE.

1703818 Crush Hazard

	⚠ DANGER ELECTROCUTION HAZARD • This machine is not insulated. • Maintain a clearance of at least 10FT.(3M) between any part of machine or load and any electrical lines or apparatus. Failure to follow instructions will result in death or serious injury.		⚠ WARNING CRUSHING HAZARD • Do not stand under or around platform during operation. • Use safety props for maintenance. Failure to follow these instructions could result in death or serious injury.
--	---	--	---

1703924 Warning (Platform) CAN

⚠ DANGER ELECTROCUTION HAZARD • This machine is NOT insulated. • Maintain a clearance of at least 10FT.(3M) between any part of machine or load and any electrical lines or apparatus. Failure to follow instructions will result in death or serious injury.		⚠ DANGER RISQUE D'ÉLECTROCUTION • Cette machine N'EST PAS isolée. • Maintenir une distance d'au moins 10-12.19 à 3.05 mètres de tout appareil à ligne électrique. Le non-respect de ces instructions provoquera des blessures graves, voire mortelles.
⚠ WARNING THIS MACHINE MUST NOT BE USED UNTIL IT IS INSPECTED AND OPERATING PROPERLY. • Do NOT operate this machine unless you have been properly trained as described in the JLG Operation and Safety Manual by a qualified person and authorized to operate this machine. Your training includes reading and understanding the safety, operating and maintenance instructions in manufacturer's manuals, knowing your employers work rules and applicable governmental regulations. • DO NOT replace items (i.e., Batteries, tires, counterweight, etc.) with items of different weight or specification because this will affect the stability of the machine. • DO NOT modify or change this machine without written approval from the manufacturer. • Make sure all tires are in good condition and air filled tires are properly inflated. • Operate this machine with extreme caution. STOP all operation if a malfunction occurs. • Check all functions at ground control and platform control stations. Select an area free of obstructions. • Follow the instructions in the Operating Manual, the Manual of Responsibilities and applicable standards for required inspections. • Read and understand decals and placards. If this machine is not properly maintained, death or serious injury could occur.	⚠ MISE EN GARDE CEtte MACHINE NE PEUT ÊTRE UTILISÉE QUE SI ELLE A ÉTÉ INSPECTÉE ET JUGÉE EN BON ÉTAT DE FONCTIONNEMENT. • Ne PAS opérer cette machine à moins d'être correctement formé(e) par un instructeur compétent conformément au manuel d'opération et de sécurité de la machine. Votre formation comprend la lecture et la compréhension des instructions de sécurité, de fonctionnement et de maintenance contenues dans les manuels du fabricant, connaître les règles de travail de votre employeur et les règlements gouvernementaux applicables. • NE PAS remplacer des pièces (p. ex., batteries, pneus, contrepoids, etc.) par des pièces de poids ou de spécification différents car cela affecterait la stabilité de la machine. • NE PAS modifier ou changer cette machine sans l'approbation écrite du fabricant. • Assurez-vous que tous les pneus sont en bon état et que les pneus gonflés sont correctement gonflés. • Opérez cette machine avec une extrême prudence. Arrêtez toute opération en cas de panne. • Vérifiez toutes les fonctions aux commandes au sol et aux commandes de la plateforme. • Sélectionnez une zone exempte d'obstacles. • Suivez les instructions du Manuel d'opération, du Manuel des responsabilités et des normes applicables pour les inspections requises. • Lisez et comprenez les autocollants et les plaques. Si cette machine n'est pas correctement entretenue, la mort ou des blessures graves peuvent en résulter.	
⚠ WARNING TIP-OVER HAZARD • Do not exceed the rated capacity or rated number of people. • Do not operate on uneven, sloping or soft surfaces including trucks, trailers, railway cars, floating vessels, scaffolds or similar areas. • Do not drive with platform raised, or raise platform when on uneven, sloping or soft surfaces including trucks, trailers, railway cars, floating vessels, scaffolds or similar areas. • Do not drive near drop offs, holes or other hazards. • Make sure operating surface will support the machine. • Make sure all tires are in good condition. • Do not carry sheet pile materials (i.e. drywall, plywood, roof panels) outdoors or in any windy conditions as they may act as a wind sail. Failure to follow these instructions could result in death or serious injury.		⚠ RISQUE DE RENVERSEMENT • Ne pas excéder la capacité nominale ou le nombre nominal de personnes. • Ne pas opérer sur des surfaces irrégulières, inclinées ou molles, y compris les camions, les remorques, les wagons de chemin de fer, les navires à quai, les échafaudages ou des zones similaires. • Ne pas conduire avec la plateforme levée, ou lever la plateforme sur des surfaces irrégulières, inclinées ou molles, y compris les camions, les remorques, les wagons de chemin de fer, les navires à quai, les échafaudages ou des zones similaires. • Ne pas conduire près de bordures, trous ou autres dangers. • Assurez-vous que la surface d'opération soutiendra la machine. • Assurez-vous que tous les pneus sont en bon état. • Ne pas transporter des matériaux de type panneaux de plâtre, plaques de plâtre, panneaux de toiture ou autres matériaux dans des conditions venteuses car ils peuvent agir comme des voiles à vent. Le non-respect de ces instructions pourrait entraîner la mort ou des blessures graves.
⚠ WARNING FALLING HAZARD • Check the condition of the approved fall protection device, harness and the assigned attachment point. • Do not use damaged or worn fall protection equipment. • Do not use fall protection equipment unless it is specifically designed for the intended use. • Do not use fall protection equipment unless it is specifically designed for the intended use. • Do not use fall protection equipment unless it is specifically designed for the intended use. • Do not use fall protection equipment unless it is specifically designed for the intended use. Failure to follow these instructions could result in death or serious injury.		⚠ RISQUE DE CHÛTE • Vérifiez l'état de l'appareil de protection contre les chutes, du harnais et du point d'attache désigné. • Ne pas utiliser d'équipement de protection contre les chutes usé ou endommagé. • Ne pas utiliser d'équipement de protection contre les chutes à moins qu'il ne soit spécifiquement conçu pour l'usage prévu. • Ne pas utiliser d'équipement de protection contre les chutes à moins qu'il ne soit spécifiquement conçu pour l'usage prévu. • Ne pas utiliser d'équipement de protection contre les chutes à moins qu'il ne soit spécifiquement conçu pour l'usage prévu. • Ne pas utiliser d'équipement de protection contre les chutes à moins qu'il ne soit spécifiquement conçu pour l'usage prévu. L'absence de ces précautions pourrait entraîner la mort ou des blessures graves.
⚠ WARNING CRUSHING HAZARD • Do not stand under or around platform during operation. • Use safety props for maintenance. Failure to follow these instructions could result in death or serious injury.		⚠ RISQUE D'ÉCRASUREMENT • Ne pas se tenir sous ou autour de la plateforme pendant l'opération. • Utilisez des supports de sécurité pour la maintenance. Le non-respect de ces instructions pourrait entraîner la mort ou des blessures graves.

1704575 Warning/Danger MTB

⚠ DANGER ELECTROCUTION HAZARD • This machine is not insulated. • Maintain a clearance of at least 10FT.(3M) between any part of machine or load and any electrical lines or apparatus. Failure to follow instructions will result in death or serious injury.	
⚠ WARNING CRUSHING HAZARD • Personnel shall not position themselves or other objects UNDER boom and platform or BETWEEN boom and turntable or chassis. • When operating from ground control station avoid being BETWEEN rotating superstructure and chassis or other immovable objects. Failure to follow these instructions could result in death or serious injury.	
⚠ WARNING THIS MACHINE MUST NOT BE USED UNTIL IT IS INSPECTED AND OPERATING PROPERLY. • DO NOT operate this machine unless you have been properly trained as described in the JLG Operation and Safety Manual by a qualified person and authorized to operate this machine. Your training includes reading and understanding the safety, operating and maintenance instructions in manufacturer's manuals, knowing your employers work rules and applicable governmental regulations. • DO NOT replace items (i.e., Batteries, tires, counterweight, etc.) with items of different weight or specification because this will affect the stability of the machine. • DO NOT modify or change this machine without written approval from the manufacturer. • Make sure all tires are in good condition and air filled tires are properly inflated. • Operate this machine with extreme caution. STOP all operation if a malfunction occurs. • Check all functions at ground control and platform control stations. Select an area free of obstructions. • Follow the instructions in the Operating Manual, the Manual of Responsibilities and applicable standards for required inspections. • Read and understand decals and placards. If this machine is not properly maintained, death or serious injury could occur.	

1706676 1230ES Instructions/Warning

⚠ WARNING THIS MACHINE MUST NOT BE USED UNTIL IT IS INSPECTED AND OPERATING PROPERLY. • Do not operate this machine unless you have been properly trained as described in the JLG Operation and Safety Manual by a qualified person and authorized to operate this machine. Your training includes reading and understanding the safety, operating and maintenance instructions in manufacturer's manuals, knowing your employers work rules and applicable governmental regulations. • Follow the instructions in the Operating Manual, the Manual of Responsibilities and applicable standards for required inspections. • Do not replace items (i.e., Batteries, wheels, counterweight, etc.) with items of different weight or specification because this will affect stability of machine. • Do not modify or change machine without written approval from manufacturer. • Operate this machine with extreme caution. STOP all operation if malfunction occurs. Improper use of this machine could cause death or serious injury.	⚠ WARNING FALLING HAZARD • Keep both feet on platform floor. • Do not climb, sit or stand on platform guard rails. • Ensure entrance area is properly closed. • Do not use planks, ladders or similar items in platform to get added reach. • All guard rails must be properly installed during operation. Failure from platform could cause death or serious injury.
⚠ DANGER ELECTROCUTION HAZARD • This machine is not insulated. • Maintain a clearance of at least 10 ft/3m between any part of machine or load and any electrical line or apparatus. Failure to follow instructions will result in death or serious injury.	
MAX: 500 LBS 227 kg 	CRUSHING HAZARD • Always lock in the direction of movement. • Keep clear of obstructions. • Keep all body parts inside the platform during operation. Failure to follow instructions could result in death or serious injury.
Manufactured by: JLG Industries Inc. 1-877-JLG-LIFT WWW.JLG.COM 1706676 E	

All original equipment manufacturer names, part numbers and part descriptions are used for reference or identification purposes only and are not intended to imply that any part listed is manufactured by those companies or that there is any affiliation with those companies. JLG, JLG GROUND SUPPORT, PARTSPLUS, SKYTRAK and LULL are registered trademarks of JLG Industries, Inc. GENIE and the color blue applied to certain parts of mobile elevating work platform structures are currently registered trademarks of Genie Industries, Inc. All other names/trademarks are the property of their respective owners and manufacturers.

THE WARRANTIES SET FORTH IN THIS SECTION ARE EXCLUSIVE AND IN LIEU OF ALL OTHER WARRANTIES WHETHER STATUROY, EXPRESSES OR IMPLIED, AND THE WARRANTIES OF MERCHANTABILITY AND FITNESS FOR A PARTICULAR PURPOSE AND ALL OTHER WARRANTIES ARISING FROM COURSE OF DEALING OR USAGE OF TRADE ARE HEREBY EXCLUDED. THE REMEDIES PROVIDED HEREIN ARE CUSTOMER'S SOLE AND EXCLUSIVE REMEDIES FOR ANY FAILURE BY JLG TO COMPLY WITH ITS WARRANTY OBLIGATIONS. CORRECTION OF THE NONCONFORMITIES IN THE MANNER AND FOR THE PERIOD OF TIME PROVIDED HEREIN SHALL CONSTITUTE COMPLETE FULFILLMENT OF JLG'S OBLIGATIONS REGARDING DEFECTIVE PRODUCTS, WHETHER THE CLAIMS BY THE CUSTOMER ARE BASED IN CONTRACT, IN TORT (INCLUDING NEGLIGENCE) OR OTHERWISE.

3252369

Warning/Danger

WARNING	WARNING	DANGER
<p>✓ Inspect the machine to be sure it is operating properly and perform the daily maintenance and safety checks listed on the check list at the ground control station.</p> <p>⚠ All persons in the platform shall wear the approved fall protection equipment with a lanyard attached to the designated anchorage point.</p> <p>⚠ Machine must be on a SMOOTH, FIRM, AND LEVEL surface before elevating and/or extending boom.</p> <p>⚠ Operate machine with extreme caution, STOP all operation if malfunction occurs. Operate controls slowly for smooth functions. Watch for obstructions which may strike persons or machine.</p> <p>⚠ Do not exceed rated platform capacity.</p> <p>IMPROPER OPERATION OF THIS MACHINE COULD CAUSE SERIOUS INJURY OR DEATH.</p>	<p>⚠ When DRIVING observe the following</p> <ul style="list-style-type: none"> Direction of travel reverses in the relation to control motion when boom is over front (steer) axle. To drive on any slope, boom must be retracted, lowered below horizontal, and centered between rear wheels. Do not drive up or down grades exceeding machine gradeability or side slopes exceeding 5°. Machine must be assisted (towed) up or down grades exceeding machine capability. Drive with boom above horizontal or extended is restricted to SMOOTH, FIRM, and LEVEL surfaces free of obstructions. Exercise extreme caution if driving within 6 feet of any obstruction. 	<p style="text-align: center;">DO NOT OPERATE THIS MACHINE UNLESS</p> <p>you have been trained in the safe operation of this machine. Training includes complete knowledge of the safety and operating instructions contained in the manufacturer's manuals, your employer's work rules, and applicable governmental regulations. Untrained operators could cause SERIOUS INJURY OR DEATH to themselves or others.</p>
WARNING		<p style="text-align: center;">ELECTROCUTION HAZARD </p> <p>THIS MACHINE IS NOT INSULATED</p> <p>You must maintain a clearance of at least 10 feet between any part of the machine or load and any electrical line or apparatus charged up to 50,000 volts. One foot additional clearance is required for each additional 30,000 volts or less. Allowances must be made for operator error, boom deflection, and electrical line sagging. SERIOUS INJURY OR DEATH will result from contact or inadequate clearance.</p> <p style="text-align: right; font-size: small;">3252369-B</p>
<p style="text-align: center;">TIP-OVER HAZARD</p> <p style="text-align: center;">Chassis out of level</p> <p>When "CHASSIS OUT OF LEVEL" indicator light is on, retract and lower boom and move machine to a level surface. Failure to follow instructions could cause SERIOUS INJURY OR DEATH.</p>		

100117185

Warning/Instruction (DOM)

DANGER	WARNING					
<p style="text-align: center;"></p> <p style="text-align: center;">ELECTROCUTION HAZARD</p> <ul style="list-style-type: none"> This machine is not insulated. Maintain a clearance of at least 10ft./3m between any part of machine or load and any electrical line or apparatus. <p style="font-size: small; font-weight: bold;">Failure to follow instructions will result in death or serious injury.</p>	<p style="text-align: center;">THIS MACHINE MUST NOT BE USED UNTIL IT IS INSPECTED AND OPERATING PROPERLY:</p> <ul style="list-style-type: none"> Do not operate this machine unless you have been properly trained as described in the JLG Operation and Safety Manual and authorized to operate this machine. Your training includes reading and understanding the JLG safety and operation manuals for this model, and knowing your employers work rules and applicable governmental regulations. Follow the instructions in the Operating Manual, the Manual of Responsibilities and applicable standards for required inspections. Do not replace items (i.e. Batteries, wheels, counterweight, etc.) with items of different weight or specification because this will affect stability of machine. Do not modify or change machine without written approval from manufacturer. Operate this machine with extreme caution. STOP all operation if malfunction occurs. 	<p style="text-align: center;"></p> <p style="text-align: center;">FALLING HAZARD</p> <ul style="list-style-type: none"> Keep both feet on platform floor. Do not climb, sit or stand on platform guard rails. Do not use planks, ladders or similar items in platform to get added reach. All guard rails must be properly installed during operation. <p style="font-weight: bold;">Falling from platform could cause death or serious injury.</p>				
<p style="text-align: center; background-color: #008000; color: white; font-weight: bold; font-size: small;">IMPORTANT</p> <p style="text-align: center; font-weight: bold; font-size: small;">FREE-WHEELING INSTRUCTIONS</p> <ul style="list-style-type: none"> Brake release button is located on the ground control station. Brakes must be released before lowering or manually moving machine. 	<p style="text-align: center;"></p> <p style="text-align: center;">TIP-OVER HAZARD</p> <ul style="list-style-type: none"> Do not exceed platform rated capacity or rated number of people. Do not expose platform to high winds or horizontal forces. Machine must be on smooth, firm and level surface before elevating platform. Do not drive near drop-offs, holes or other hazards. Make sure operating surface will support the machine. <p style="font-weight: bold;">Death or serious injury could occur from a tip-over.</p>	<p style="text-align: center;"></p> <p style="text-align: center;">CRUSHING HAZARD</p> <ul style="list-style-type: none"> Always look in the direction of movement. Keep clear of obstructions. Keep all body parts inside the platform during operation. <p style="font-weight: bold;">Failure to follow instructions could result in death or serious injury.</p>				
<p style="text-align: center;"></p> <p style="font-size: small;">Manufactured by: JLG Industries Inc. WWW.JLG.COM</p>	<p style="text-align: center;">Improper use of this machine could cause death or serious injury.</p>					
<p style="text-align: center; font-weight: bold; font-size: small;">MAX:</p> <table style="width: 100%; text-align: center; border-collapse: collapse;"> <tr> <td style="border: 1px solid black; padding: 5px;"> 300 LBS 150 LBS / 70 kg </td> <td style="border: 1px solid black; padding: 5px;"> 350 LBS 160 kg </td> <td style="border: 1px solid black; padding: 5px;"> 350 LBS 160 kg </td> <td style="border: 1px solid black; padding: 5px;"> 400 LBS 180 kg </td> </tr> </table> <p style="text-align: center; font-size: small;">100117185-A</p>			 300 LBS 150 LBS / 70 kg	 350 LBS 160 kg	 350 LBS 160 kg	 400 LBS 180 kg
 300 LBS 150 LBS / 70 kg	 350 LBS 160 kg	 350 LBS 160 kg	 400 LBS 180 kg			

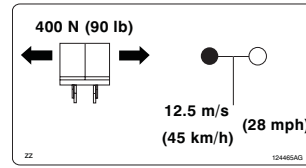
All original equipment manufacturer names, part numbers and part descriptions are used for reference or identification purposes only and are not intended to imply that any part listed is manufactured by those companies or that there is any affiliation with those companies. JLG, JLG GROUND SUPPORT, PARTSPUS, SKYTRAK and LULL are registered trademarks of JLG Industries, Inc. GENIE and the color blue applied to certain parts of mobile elevating work platform structures are currently registered trademarks of Genie Industries, Inc. All other names/trademarks are the property of their respective owners and manufacturers.

THE WARRANTIES SET FORTH IN THIS SECTION ARE EXCLUSIVE AND IN LIEU OF ALL OTHER WARRANTIES WHETHER STATUROY, EXPRESSES OR IMPLIED, AND THE WARRANTIES OF MERCHANTABILITY AND FITNESS FOR A PARTICULAR PURPOSE AND ALL OTHER WARRANTIES ARISING FROM COURSE OF DEALING OR USAGE OF TRADE ARE HEREBY EXCLUDED. THE REMEDIES PROVIDED HEREIN ARE CUSTOMER'S SOLE AND EXCLUSIVE REMEDIES FOR ANY FAILURE BY JLG TO COMPLY WITH ITS WARRANTY OBLIGATIONS. CORRECTION OF THE NONCONFORMITIES IN THE MANNER AND FOR THE PERIOD OF TIME PROVIDED HEREIN SHALL CONSTITUTE COMPLETE FULFILLMENT OF JLG'S OBLIGATIONS REGARDING DEFECTIVE PRODUCTS, WHETHER THE CLAIMS BY THE CUSTOMER ARE BASED IN CONTRACT, IN TORT (INCLUDING NEGLIGENCE) OR OTHERWISE.

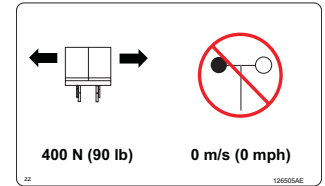
SJ123468
700lb Capacity



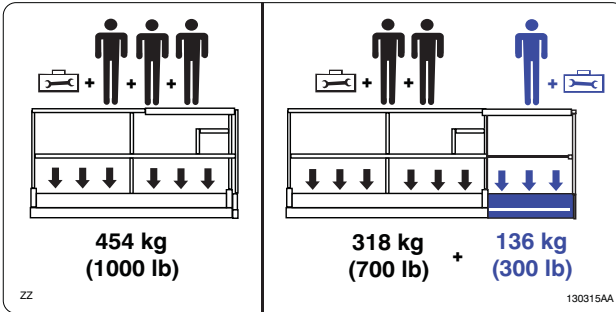
SJ124465
Side Force



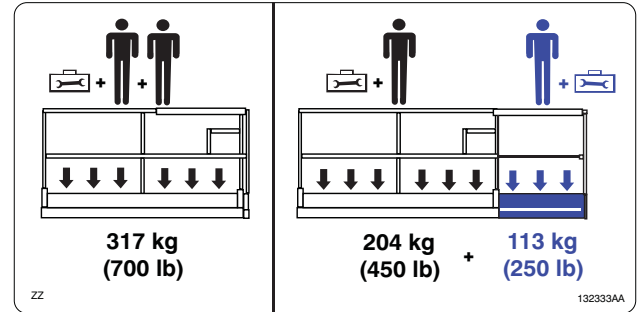
SJ126505
Side Force/No Wind



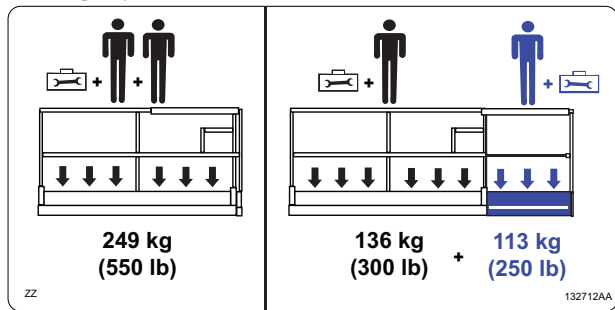
SJ130315
Platform Capacity



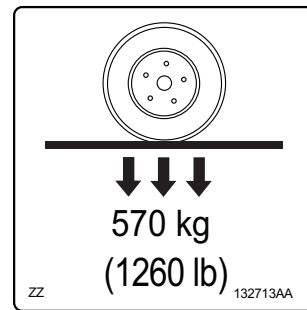
SJ132333
Platform Capacity



SJ132712
550lb Capacity



SJ132713
Wheel Load


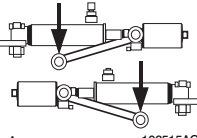


All original equipment manufacturer names, part numbers and part descriptions are used for reference or identification purposes only and are not intended to imply that any part listed is manufactured by those companies or that there is any affiliation with those companies. JLG, JLG GROUND SUPPORT, PARTSPLUS, SKYTRAK and LULL are registered trademarks of JLG Industries, Inc. GENIE and the color blue applied to certain parts of mobile elevating work platform structures are currently registered trademarks of Genie Industries, Inc. All other names/trademarks are the property of their respective owners and manufacturers.

THE WARRANTIES SET FORTH IN THIS SECTION ARE EXCLUSIVE AND IN LIEU OF ALL OTHER WARRANTIES WHETHER STATUROY, EXPRESSES OR IMPLIED, AND THE WARRANTIES OF MERCHANTABILITY AND FITNESS FOR A PARTICULAR PURPOSE AND ALL OTHER WARRANTIES ARISING FROM COURSE OF DEALING OR USAGE OF TRADE ARE HEREBY EXCLUDED. THE REMEDIES PROVIDED HERIN ARE CUSTOMER'S SOLE AND EXCLUSIVE REMEDIES FOR ANY FAILURE BY JLG TO COMPLY WITH ITS WARRANTY OBLIGATIONS. CORRECTION OF THE NONCONFORMITIES IN THE MANNER AND FOR THE PERIOD OF TIME PROVIDED HEREIN SHALL CONSTITUTE COMPLETE FULFILLMENT OF JLG'S OBLIGATIONS REGARDING DEFECTIVE PRODUCTS, WHETHER THE CLAIMS BY THE CUSTOMER ARE BASED IN CONTRACT, IN TORT (INCLUDING NEGLIGENCE) OR OTHERWISE.

SJ106515

Brake

 CAUTION	<ol style="list-style-type: none"> BEFORE TOWING, PUSHING OR WINCHING. VEHICLE MUST BE ON LEVEL GROUND. READ AND UNDERSTAND ALL INSTRUCTIONS. (REFER TO OWNERS MANUAL). BLOCK OR CHOCK WHEELS TO PREVENT MACHINE ROLLING. TURN MAIN DISCONNECT TO "OFF" POSITION. CAUTION: DO NOT USE HYDRAULIC POWER WITH BRAKE DISENGAGED. BRAKE IS SPRING LOADED. ALWAYS USE CAUTION, KEEP HANDS CLEAR OF MECHANISM. ROTATE LOCK-OUT BLOCK WITH 3/4 INCH WRENCH AS SHOWN. TO DISENGAGE BRAKE REMOVE WRENCH IMMEDIATELY. BRAKE WILL RESET AUTOMATICALLY WHEN VEHICLE IS PUT BACK IN SERVICE. OPEN FREE WHEELING VALVE (IF SO EQUIPPED) BY TURNING CCW. BEFORE PUTTING VEHICLE BACK INTO SERVICE TURN CW TO CLOSE.
<p>INSTRUCTION FOR TOWING, PUSHING OR WINCHING. (REFER TO OWNERS MANUAL)</p>  <p>A 106515AC</p>	

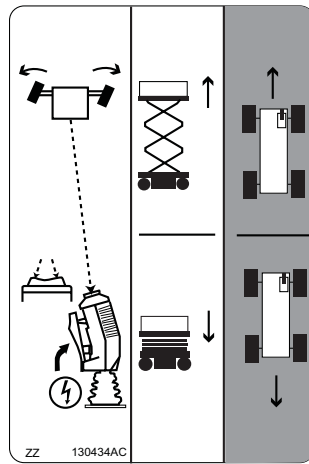
All original equipment manufacturer names, part numbers and part descriptions are used for reference or identification purposes only and are not intended to imply that any part listed is manufactured by those companies or that there is any affiliation with those companies. JLG, JLG GROUND SUPPORT, PARTSPUS, SKYTRAK and LULL are registered trademarks of JLG Industries, Inc. GENIE and the color blue applied to certain parts of mobile elevating work platform structures are currently registered trademarks of Genie Industries, Inc. All other names/trademarks are the property of their respective owners and manufacturers.

THE WARRANTIES SET FORTH IN THIS SECTION ARE EXCLUSIVE AND IN LIEU OF ALL OTHER WARRANTIES WHETHER STATUROY, EXPRESSES OR IMPLIED, AND THE WARRANTIES OF MERCHANTABILITY AND FITNESS FOR A PARTICULAR PURPOSE AND ALL OTHER WARRANTIES ARISING FROM COURSE OF DEALING OR USAGE OF TRADE ARE HEREBY EXCLUDED. THE REMEDIES PROVIDED HERIN ARE CUSTOMER'S SOLE AND EXCLUSIVE REMEDIES FOR ANY FAILURE BY JLG TO COMPLY WITH ITS WARRANTY OBLIGATIONS. CORRECTION OF THE NONCONFORMATIES IN THE MANNER AND FOR THE PERIOD OF TIME PROVIDED HEREIN SHALL CONSTITUTE COMPLETE FULFILLMENT OF JLG'S OBLIGATIONS REGARDING DEFECTIVE PRODUCTS, WHETHER THE CLAIMS BY THE CUSTOMER ARE BASED IN CONTRACT, IN TORT (INCLUDING NEGLIGENCE) OR OTHERWISE.

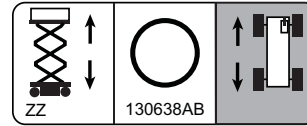
SJ111814
Emergency Stop



SJ130434
Control Up/Down



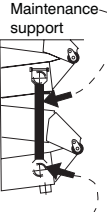
SJ130638
Drive/Lift




All original equipment manufacturer names, part numbers and part descriptions are used for reference or identification purposes only and are not intended to imply that any part listed is manufactured by those companies or that there is any affiliation with those companies. JLG, JLG GROUND SUPPORT, PARTSPLUS, SKYTRAK and LULL are registered trademarks of JLG Industries, Inc. GENIE and the color blue applied to certain parts of mobile elevating work platform structures are currently registered trademarks of Genie Industries, Inc. All other names/trademarks are the property of their respective owners and manufacturers.

THE WARRANTIES SET FORTH IN THIS SECTION ARE EXCLUSIVE AND IN LIEU OF ALL OTHER WARRANTIES WHETHER STATUROY, EXPRESSES OR IMPLIED, AND THE WARRANTIES OF MERCHANTABILITY AND FITNESS FOR A PARTICULAR PURPOSE AND ALL OTHER WARRANTIES ARISING FROM COURSE OF DEALING OR USAGE OF TRADE ARE HEREBY EXCLUDED. THE REMEDIES PROVIDED HERIN ARE CUSTOMER'S SOLE AND EXCLUSIVE REMEDIES FOR ANY FAILURE BY JLG TO COMPLY WITH ITS WARRANTY OBLIGATIONS. CORRECTION OF THE NONCONFORMATIES IN THE MANNER AND FOR THE PERIOD OF TIME PROVIDED HEREIN SHALL CONSTITUTE COMPLETE FULFILLMENT OF JLG'S OBLIGATIONS REGARDING DEFECTIVE PRODUCTS, WHETHER THE CLAIMS BY THE CUSTOMER ARE BASED IN CONTRACT, IN TORT (INCLUDING NEGLIGENCE) OR OTHERWISE.

SJ106406
Safety Bar

! DANGER	
<p>Crushing Hazard</p> <p>Maintenance support</p>  <p>Scissors cross bar</p>	<p>Do not reach through scissors assembly when platform is raised without maintenance support properly positioned. Failure to avoid this hazard will result in death or serious injury!</p> <p style="text-align: center;">Proper use of maintenance support</p> <ul style="list-style-type: none"> *Remove all material from platform. *Raise platform until there is adequate clearance to swing down maintenance support. *Swing maintenance support down from storage bracket into a vertical position. *Remove hands and arms from scissors area. *Lower platform until bottom end of maintenance support contacts labeled cross bar and scissors are supported by maintenance support. *Turn off main power disconnect switch. <p style="text-align: center;">To store maintenance support</p> <ul style="list-style-type: none"> *Turn on main power disconnect switch and start engine (if equipped). *Raise platform until there is adequate clearance to swing up maintenance support. *Swing up maintenance support into storage bracket. *Lower platform.
A	106406AE

SJ115982
Drive Elevation

! DANGER	
 <p style="text-align: center;">A</p>	<p>DO NOT DRIVE THE ELEVATED PLATFORM OVER UNEVEN TERRAIN OR OBSTACLES HIGHER THAN 2 INCHES. DEATH OR SERIOUS INJURY WILL RESULT FROM IMPROPER USE OF THIS EQUIPMENT.</p> <p style="text-align: right;">115982AB</p>

SJ119866
Pinch

 <p style="text-align: center;">ZZ</p> <p style="text-align: right;">119866AF</p>


All original equipment manufacturer names, part numbers and part descriptions are used for reference or identification purposes only and are not intended to imply that any part listed is manufactured by those companies or that there is any affiliation with those companies. JLG, JLG GROUND SUPPORT, PARTSPLUS, SKYTRAK and LULL are registered trademarks of JLG Industries, Inc. GENIE and the color blue applied to certain parts of mobile elevating work platform structures are currently registered trademarks of Genie Industries, Inc. All other names/trademarks are the property of their respective owners and manufacturers.

THE WARRANTIES SET FORTH IN THIS SECTION ARE EXCLUSIVE AND IN LIEU OF ALL OTHER WARRANTIES WHETHER STATUTORY, EXPRESSED OR IMPLIED, AND THE WARRANTIES OF MERCHANTABILITY AND FITNESS FOR A PARTICULAR PURPOSE AND ALL OTHER WARRANTIES ARISING FROM COURSE OF DEALING OR USAGE OF TRADE ARE HEREBY EXCLUDED. THE REMEDIES PROVIDED HEREIN ARE CUSTOMER'S SOLE AND EXCLUSIVE REMEDIES FOR ANY FAILURE BY JLG TO COMPLY WITH ITS WARRANTY OBLIGATIONS. CORRECTION OF THE NONCONFORMITIES IN THE MANNER AND FOR THE PERIOD OF TIME PROVIDED HEREIN SHALL CONSTITUTE COMPLETE FULFILLMENT OF JLG'S OBLIGATIONS REGARDING DEFECTIVE PRODUCTS, WHETHER THE CLAIMS BY THE CUSTOMER ARE BASED IN CONTRACT, IN TORT (INCLUDING NEGLIGENCE) OR OTHERWISE.

SJ102894
Fork




SJ102896
Fork Lift Boot



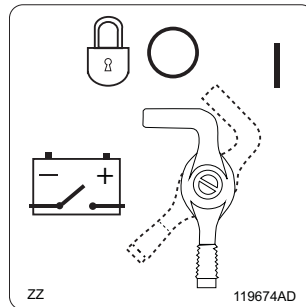
SJ105983
On/Off



SJ116577
Torque Hi/Low



SJ119674
Emergency Battery Disconnect




SJ123628
Operator's Manual



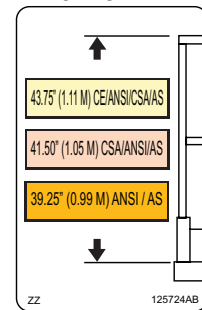
SJ124362
Do Not Wear



SJ124767
Lift Point/Tie Down



SJ125724
Railing Height



SJ126056
Falling Hazard



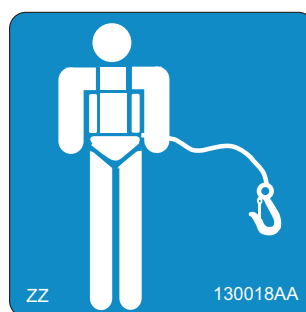
SJ129838
Keep



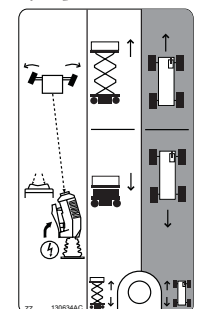
SJ129839
Clear



SJ130018
Harness Anchor




SJ130634
Lift Up/Down/Drive



All original equipment manufacturer names, part numbers and part descriptions are used for reference or identification purposes only and are not intended to imply that any part listed is manufactured by those companies or that there is any affiliation with those companies. JLG, JLG GROUND SUPPORT, PARTSPLUS, SKYTRAK and LULL are registered trademarks of JLG Industries, Inc. GENIE and the color blue applied to certain parts of mobile elevating work platform structures are currently registered trademarks of Genie Industries, Inc. All other names/trademarks are the property of their respective owners and manufacturers.

THE WARRANTIES SET FORTH IN THIS SECTION ARE EXCLUSIVE AND IN LIEU OF ALL OTHER WARRANTIES WHETHER STATUROY, EXPRESSES OR IMPLIED, AND THE WARRANTIES OF MERCHANTABILITY AND FITNESS FOR A PARTICULAR PURPOSE AND ALL OTHER WARRANTIES ARISING FROM COURSE OF DEALING OR USAGE OF TRADE ARE HEREBY EXCLUDED. THE REMEDIES PROVIDED HEREIN ARE CUSTOMER'S SOLE AND EXCLUSIVE REMEDIES FOR ANY FAILURE BY JLG TO COMPLY WITH ITS WARRANTY OBLIGATIONS. CORRECTION OF THE NONCONFORMITIES IN THE MANNER AND FOR THE PERIOD OF TIME PROVIDED HEREIN SHALL CONSTITUTE COMPLETE FULFILLMENT OF JLG'S OBLIGATIONS REGARDING DEFECTIVE PRODUCTS, WHETHER THE CLAIMS BY THE CUSTOMER ARE BASED IN CONTRACT, IN TORT (INCLUDING NEGLIGENCE) OR OTHERWISE.

SJ137988
Crush Hazard



All original equipment manufacturer names, part numbers and part descriptions are used for reference or identification purposes only and are not intended to imply that any part listed is manufactured by those companies or that there is any affiliation with those companies. JLG, JLG GROUND SUPPORT, PARTSPUS, SKYTRAK and LULL are registered trademarks of JLG Industries, Inc. GENIE and the color blue applied to certain parts of mobile elevating work platform structures are currently registered trademarks of Genie Industries, Inc. All other names/trademarks are the property of their respective owners and manufacturers.

THE WARRANTIES SET FORTH IN THIS SECTION ARE EXCLUSIVE AND IN LIEU OF ALL OTHER WARRANTIES WHETHER STATUROY, EXPRESSES OR IMPLIED, AND THE WARRANTIES OF MERCHANTABILITY AND FITNESS FOR A PARTICULAR PURPOSE AND ALL OTHER WARRANTIES ARISING FROM COURSE OF DEALING OR USAGE OF TRADE ARE HEREBY EXCLUDED. THE REMEDIES PROVIDED HERIN ARE CUSTOMER'S SOLE AND EXCLUSIVE REMEDIES FOR ANY FAILURE BY JLG TO COMPLY WITH ITS WARRANTY OBLIGATIONS. CORRECTION OF THE NONCONFORMATIES IN THE MANNER AND FOR THE PERIOD OF TIME PROVIDED HEREIN SHALL CONSTITUTE COMPLETE FULFILLMENT OF JLG'S OBLIGATIONS REGARDING DEFECTIVE PRODUCTS, WHETHER THE CLAIMS BY THE CUSTOMER ARE BASED IN CONTRACT, IN TORT (INCLUDING NEGLIGENCE) OR OTHERWISE.

SJ106691
Checklist

Operator's Checklist

Inspect and/or test the following daily or at the beginning of each shift:

- ☑ Operating and emergency controls.
- ☑ Safety devices.
- ☑ Personal protective devices.
- ☑ Tires and wheels.
- ☑ Outriggers (if equipped) and other structures.
- ☑ Air, hydraulic and fuel system(s) (if equipped) for leaks.
- ☑ Loose or missing parts.
- ☑ Cables and wiring harnesses.
- ☑ Labels, warnings and operating manual(s).
- ☑ Guardrail system.
- ☑ Engine oil level (if equipped).
- ☑ Battery fluid level.
- ☑ Hydraulic oil level.

A 106691AC

SJ109442
Emergency Lowering

EMERGENCY LOWERING PROCEDURE

1. Turn main power disconnect switch to off position.
2. Locate holding valve manual override knob at the bottom of lower lift cylinder.
3. To override valve, push and turn knurled knob counterclockwise.
4. To override upper lift cylinder valve (if equipped), use access rod located on top of base, push and turn counterclockwise.
5. Before lowering, confirm that all lift cylinder valves are in override position.
6. To lower platform, locate emergency lowering pull valve on hydraulic tray and pull.
7. Note: Before normal operation can be resumed, holding valve manual override knobs on lift cylinders must be pushed and turned clockwise to engage the holding valves.

A 109442AF

SJ110333
110V AC Outlet

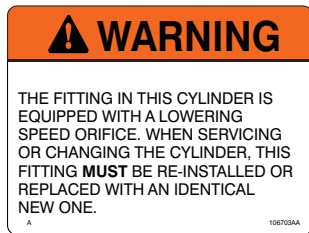
**CONNECT PLATFORM
A.C. SUPPLY HERE**

A 110333AB

All original equipment manufacturer names, part numbers and part descriptions are used for reference or identification purposes only and are not intended to imply that any part listed is manufactured by those companies or that there is any affiliation with those companies. JLG, JLG GROUND SUPPORT, PARTSPLUS, SKYTRAK and LULL are registered trademarks of JLG Industries, Inc. GENIE and the color blue applied to certain parts of mobile elevating work platform structures are currently registered trademarks of Genie Industries, Inc. All other names/trademarks are the property of their respective owners and manufacturers.

THE WARRANTIES SET FORTH IN THIS SECTION ARE EXCLUSIVE AND IN LIEU OF ALL OTHER WARRANTIES WHETHER STATUTORY, EXPRESSED OR IMPLIED, AND THE WARRANTIES OF MERCHANTABILITY AND FITNESS FOR A PARTICULAR PURPOSE AND ALL OTHER WARRANTIES ARISING FROM COURSE OF DEALING OR USAGE OF TRADE ARE HEREBY EXCLUDED. THE REMEDIES PROVIDED HEREIN ARE CUSTOMER'S SOLE AND EXCLUSIVE REMEDIES FOR ANY FAILURE BY JLG TO COMPLY WITH ITS WARRANTY OBLIGATIONS. CORRECTION OF THE NONCONFORMITIES IN THE MANNER AND FOR THE PERIOD OF TIME PROVIDED HEREIN SHALL CONSTITUTE COMPLETE FULFILLMENT OF JLG'S OBLIGATIONS REGARDING DEFECTIVE PRODUCTS, WHETHER THE CLAIMS BY THE CUSTOMER ARE BASED IN CONTRACT, IN TORT (INCLUDING NEGLIGENCE) OR OTHERWISE.

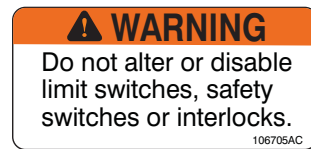
SJ106703
Orifice



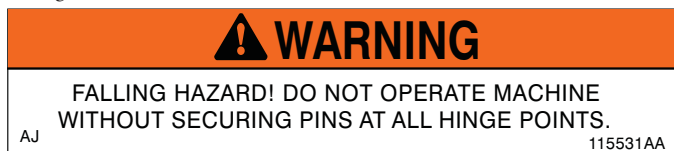
SJ106704
Description



SJ106705
Do Not Alter



SJ115531
Falling



All original equipment manufacturer names, part numbers and part descriptions are used for reference or identification purposes only and are not intended to imply that any part listed is manufactured by those companies or that there is any affiliation with those companies. JLG, JLG GROUND SUPPORT, PARTSPLUS, SKYTRAK and LULL are registered trademarks of JLG Industries, Inc. GENIE and the color blue applied to certain parts of mobile elevating work platform structures are currently registered trademarks of Genie Industries, Inc. All other names/trademarks are the property of their respective owners and manufacturers.

THE WARRANTIES SET FORTH IN THIS SECTION ARE EXCLUSIVE AND IN LIEU OF ALL OTHER WARRANTIES WHETHER STATUTORY, EXPRESSED OR IMPLIED, AND THE WARRANTIES OF MERCHANTABILITY AND FITNESS FOR A PARTICULAR PURPOSE AND ALL OTHER WARRANTIES ARISING FROM COURSE OF DEALING OR USAGE OF TRADE ARE HEREBY EXCLUDED. THE REMEDIES PROVIDED HEREIN ARE CUSTOMER'S SOLE AND EXCLUSIVE REMEDIES FOR ANY FAILURE BY JLG TO COMPLY WITH ITS WARRANTY OBLIGATIONS. CORRECTION OF THE NONCONFORMITIES IN THE MANNER AND FOR THE PERIOD OF TIME PROVIDED HEREIN SHALL CONSTITUTE COMPLETE FULFILLMENT OF JLG'S OBLIGATIONS REGARDING DEFECTIVE PRODUCTS, WHETHER THE CLAIMS BY THE CUSTOMER ARE BASED IN CONTRACT, IN TORT (INCLUDING NEGLIGENCE) OR OTHERWISE.

SN0073085
Platform Capacity 650



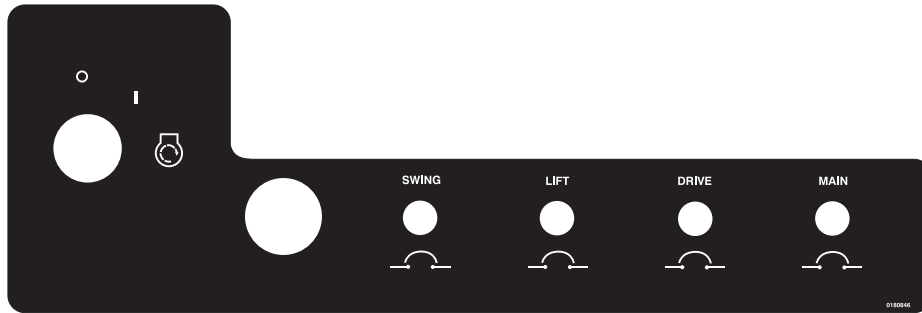
SN0090589
Platform Capacity 500



All original equipment manufacturer names, part numbers and part descriptions are used for reference or identification purposes only and are not intended to imply that any part listed is manufactured by those companies or that there is any affiliation with those companies. JLG, JLG GROUND SUPPORT, PARTSPUS, SKYTRAK and LULL are registered trademarks of JLG Industries, Inc. GENIE and the color blue applied to certain parts of mobile elevating work platform structures are currently registered trademarks of Genie Industries, Inc. All other names/trademarks are the property of their respective owners and manufacturers.

THE WARRANTIES SET FORTH IN THIS SECTION ARE EXCLUSIVE AND IN LIEU OF ALL OTHER WARRANTIES WHETHER STATUROY, EXPRESSES OR IMPLIED, AND THE WARRANTIES OF MERCHANTABILITY AND FITNESS FOR A PARTICULAR PURPOSE AND ALL OTHER WARRANTIES ARISING FROM COURSE OF DEALING OR USAGE OF TRADE ARE HEREBY EXCLUDED. THE REMEDIES PROVIDED HERIN ARE CUSTOMER'S SOLE AND EXCLUSIVE REMEDIES FOR ANY FAILURE BY JLG TO COMPLY WITH ITS WARRANTY OBLIGATIONS. CORRECTION OF THE NONCONFORMATIES IN THE MANNER AND FOR THE PERIOD OF TIME PROVIDED HEREIN SHALL CONSTITUTE COMPLETE FULFILLMENT OF JLG'S OBLIGATIONS REGARDING DEFECTIVE PRODUCTS, WHETHER THE CLAIMS BY THE CUSTOMER ARE BASED IN CONTRACT, IN TORT (INCLUDING NEGLIGENCE) OR OTHERWISE.

SN0180846
Platform Control Box Front



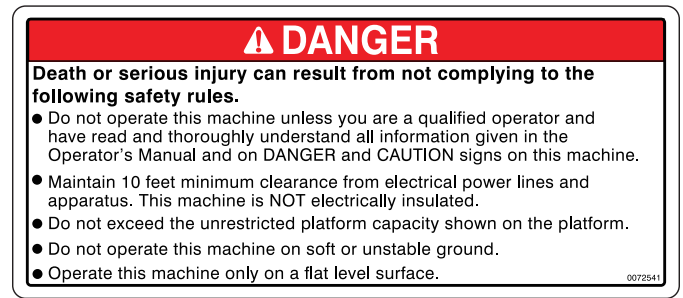
All original equipment manufacturer names, part numbers and part descriptions are used for reference or identification purposes only and are not intended to imply that any part listed is manufactured by those companies or that there is any affiliation with those companies. JLG, JLG GROUND SUPPORT, PARTSPUS, SKYTRAK and LULL are registered trademarks of JLG Industries, Inc. GENIE and the color blue applied to certain parts of mobile elevating work platform structures are currently registered trademarks of Genie Industries, Inc. All other names/trademarks are the property of their respective owners and manufacturers.

THE WARRANTIES SET FORTH IN THIS SECTION ARE EXCLUSIVE AND IN LIEU OF ALL OTHER WARRANTIES WHETHER STATUROY, EXPRESSES OR IMPLIED, AND THE WARRANTIES OF MERCHANTABILITY AND FITNESS FOR A PARTICULAR PURPOSE AND ALL OTHER WARRANTIES ARISING FROM COURSE OF DEALING OR USAGE OF TRADE ARE HEREBY EXCLUDED. THE REMEDIES PROVIDED HERIN ARE CUSTOMER'S SOLE AND EXCLUSIVE REMEDIES FOR ANY FAILURE BY JLG TO COMPLY WITH ITS WARRANTY OBLIGATIONS. CORRECTION OF THE NONCONFORMATIES IN THE MANNER AND FOR THE PERIOD OF TIME PROVIDED HEREIN SHALL CONSTITUTE COMPLETE FULFILLMENT OF JLG'S OBLIGATIONS REGARDING DEFECTIVE PRODUCTS, WHETHER THE CLAIMS BY THE CUSTOMER ARE BASED IN CONTRACT, IN TORT (INCLUDING NEGLIGENCE) OR OTHERWISE.

SN0072530
Electric Hazard



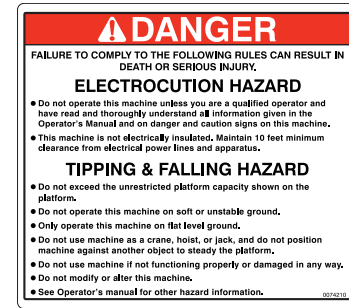
SN0072541
Do Not Operate



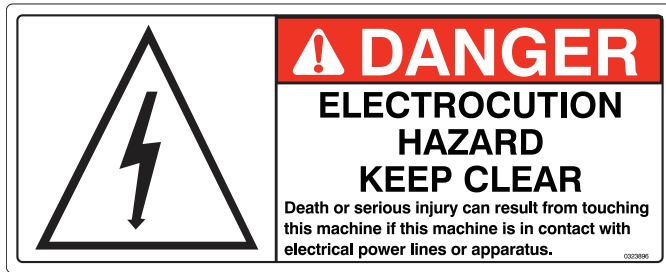
SN0073298
Foam/Solid Tires



SN0074210
Electric/Tipping Hazard



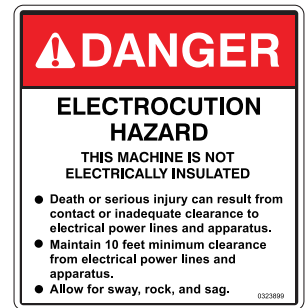
SN0323896
Electric Hazard



SN0323897
You Must Not Operate



SN0323899
Electric Hazard




SN190989
Do Not Reach




All original equipment manufacturer names, part numbers and part descriptions are used for reference or identification purposes only and are not intended to imply that any part listed is manufactured by those companies or that there is any affiliation with those companies. JLG, JLG GROUND SUPPORT, PARTSPUS, SKYTRAK and LULL are registered trademarks of JLG Industries, Inc. GENIE and the color blue applied to certain parts of mobile elevating work platform structures are currently registered trademarks of Genie Industries, Inc. All other names/trademarks are the property of their respective owners and manufacturers.

THE WARRANTIES SET FORTH IN THIS SECTION ARE EXCLUSIVE AND IN LIEU OF ALL OTHER WARRANTIES WHETHER STATUROY, EXPRESSES OR IMPLIED, AND THE WARRANTIES OF MERCHANTABILITY AND FITNESS FOR A PARTICULAR PURPOSE AND ALL OTHER WARRANTIES ARISING FROM COURSE OF DEALING OR USAGE OF TRADE ARE HEREBY EXCLUDED. THE REMEDIES PROVIDED HEREIN ARE CUSTOMER'S SOLE AND EXCLUSIVE REMEDIES FOR ANY FAILURE BY JLG TO COMPLY WITH ITS WARRANTY OBLIGATIONS. CORRECTION OF THE NONCONFORMITIES IN THE MANNER AND FOR THE PERIOD OF TIME PROVIDED HEREIN SHALL CONSTITUTE COMPLETE FULFILLMENT OF JLG'S OBLIGATIONS REGARDING DEFECTIVE PRODUCTS, WHETHER THE CLAIMS BY THE CUSTOMER ARE BASED IN CONTRACT, IN TORT (INCLUDING NEGLIGENCE) OR OTHERWISE.

SN0070540
Yellow Arrow



SN0070541
Blue Arrow



SN0071926
Diesel Fuel



SN0071927
Hydraulic Oil



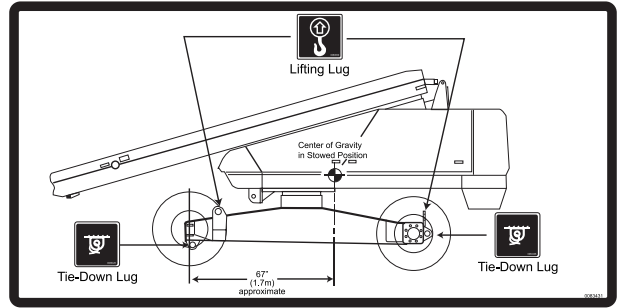
SN0080650
Lift



SN0083426
Tie Down Symbol



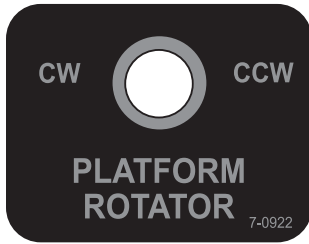
SN0083431
Lift/Tie Down Location TB60



All original equipment manufacturer names, part numbers and part descriptions are used for reference or identification purposes only and are not intended to imply that any part listed is manufactured by those companies or that there is any affiliation with those companies. JLG, JLG GROUND SUPPORT, PARTSPLUS, SKYTRAK and LULL are registered trademarks of JLG Industries, Inc. GENIE and the color blue applied to certain parts of mobile elevating work platform structures are currently registered trademarks of Genie Industries, Inc. All other names/trademarks are the property of their respective owners and manufacturers.

THE WARRANTIES SET FORTH IN THIS SECTION ARE EXCLUSIVE AND IN LIEU OF ALL OTHER WARRANTIES WHETHER STATUTORY, EXPRESSED OR IMPLIED, AND THE WARRANTIES OF MERCHANTABILITY AND FITNESS FOR A PARTICULAR PURPOSE AND ALL OTHER WARRANTIES ARISING FROM COURSE OF DEALING OR USAGE OF TRADE ARE HEREBY EXCLUDED. THE REMEDIES PROVIDED HEREIN ARE CUSTOMER'S SOLE AND EXCLUSIVE REMEDIES FOR ANY FAILURE BY JLG TO COMPLY WITH ITS WARRANTY OBLIGATIONS. CORRECTION OF THE NONCONFORMITIES IN THE MANNER AND FOR THE PERIOD OF TIME PROVIDED HEREIN SHALL CONSTITUTE COMPLETE FULFILLMENT OF JLG'S OBLIGATIONS REGARDING DEFECTIVE PRODUCTS, WHETHER THE CLAIMS BY THE CUSTOMER ARE BASED IN CONTRACT, IN TORT (INCLUDING NEGLIGENCE) OR OTHERWISE.

SN0070922
Platform Rotator



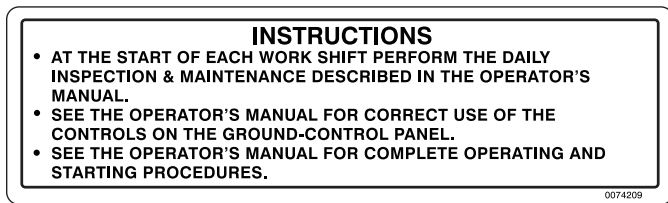
SN0073492
Rotate While Greasing



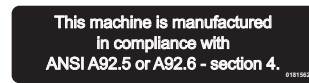
SN0073667
Inspect Wire Ropes



SN0074209
Pre-Start Instructions Booms



SN0181562
Machine Complies With ANSI



All original equipment manufacturer names, part numbers and part descriptions are used for reference or identification purposes only and are not intended to imply that any part listed is manufactured by those companies or that there is any affiliation with those companies. JLG, JLG GROUND SUPPORT, PARTSPLUS, SKYTRAK and LULL are registered trademarks of JLG Industries, Inc. GENIE and the color blue applied to certain parts of mobile elevating work platform structures are currently registered trademarks of Genie Industries, Inc. All other names/trademarks are the property of their respective owners and manufacturers.

THE WARRANTIES SET FORTH IN THIS SECTION ARE EXCLUSIVE AND IN LIEU OF ALL OTHER WARRANTIES WHETHER STATUROY, EXPRESSES OR IMPLIED, AND THE WARRANTIES OF MERCHANTABILITY AND FITNESS FOR A PARTICULAR PURPOSE AND ALL OTHER WARRANTIES ARISING FROM COURSE OF DEALING OR USAGE OF TRADE ARE HEREBY EXCLUDED. THE REMEDIES PROVIDED HEREIN ARE CUSTOMER'S SOLE AND EXCLUSIVE REMEDIES FOR ANY FAILURE BY JLG TO COMPLY WITH ITS WARRANTY OBLIGATIONS. CORRECTION OF THE NONCONFORMITIES IN THE MANNER AND FOR THE PERIOD OF TIME PROVIDED HEREIN SHALL CONSTITUTE COMPLETE FULFILLMENT OF JLG'S OBLIGATIONS REGARDING DEFECTIVE PRODUCTS, WHETHER THE CLAIMS BY THE CUSTOMER ARE BASED IN CONTRACT, IN TORT (INCLUDING NEGLIGENCE) OR OTHERWISE.

Part Number	Description	Page Number
GN27204	Arrow Blue	6
GN27205	Arrow Yellow	6
GN27206	Triangle Blue	6
GN27207	Triangle Yellow	6
GN27867	Swivel Lock	6
GN28161	Warning, Crush Hazard Hand	8
GN28164	Notice, Hazardous Materials	9
GN28165	Instruction, Footswitch Oper	7
GN28171	Danger No Smoking	6
GN28174	Power to Platform	6
GN28175	Warning, Compartment Access	8
GN28176	Manual Not Here	9
GN28177	Warning, Crush Hazard	8
GN28236	Warning, Improper Operation	8
GN30080	Notice, Max Load 500lb	7
GN31060	Danger, Do Not Alter Switch	4
GN31508	Electric Hazard Plug	4
GN32932	Tip-Over Axles	4
GN33952	Danger, Tilt Alarm	4
GN40434	Lanyard Anchorage Point	6
GN43089	Instructions Operate, GCP	7
GN43091	Danger, General Safety	4
GN43093	Tire Specs	9
GN43617	Tip-Over Battery	4
GN43618	Direction Arrows	6
GN43619	Safety Arm	9
GN43647	Notice, Operate Instructions	9
GN43696	Danger, Electric Hazard GS	4
GN44255	Crushing Hazard	4
GN44737	Tip-Over Trays	4
GN44753	LED Readout	9
GN44980	Power To Charger 115V	6
GN46262	Danger, Battery Safety	4
GN52475	Label, Transport Tiedown	6
GN52494	Caution, Crush Hazard Rails	9
GN52865	Annual Inspection	8
GN65052	Fault Codes	9
GN72853	Danger, Improper Use Hazard	4

Part Number	Description	Page Number
GN72970	Charger Operation	7
GN82239	Latch	9
GN82366	Chevron Rando	9
GN82447	Auxiliary Lowering	9
GN82559	Instruction, Annual Inspect Req	7
GN82561	Danger, Use Safety Arm	5
GN82567	Ground Control Panel	9
GN82657	Battery Connect	7
GN97547	Danger, Electric Hazard	5
GN97887	Max Side Force ANSI	7
GN97890	General Safety Rules	5

Part Number	Description	Page Number
1700584	Patent (BLK)	43
1700818	LP Gas (ENG)	43
1701214	Warning, O/R (DOM/CSA)	45
1701499	No Tie Down/Lit	36
1701500	Lit Here	36
1701502	Hydraulic Oil Level (High)	36
1701504	Hydraulic Oil	36
1701505	Diesel	36
1701509	Manual	36
1701518	Crushing	36
1701529	Arrow	36
1701542	Gasoline	36
1701640	Manual	36
1701644	Battery Charger	36
1701645	500lb Max Capacity	10
1702153	Inspection (DOM)	40
1702155	Battery Disconnect	36
1702265	Manual Descent	40
1702276	Attach Safety Belt Here	43
1702294	No Hands	16
1702387	Platform Display	17
1702564	Stop	17
1702565	Drive Steer	17
1702566	Lit Swing	17
1702567	Function Speed	17
1702610	Ground Control Display	17
1702612	Lanyard (D-Ring)	43
1702676	Horn	17
1702688	500lb Capacity	10
1702784	Legend	17
1702785	Warning/Danger	51
1702861	JLG Lit 8 "	33
1702868	No Hands	16
1702901	Manual Descent	41
1702908	Manual Descent	41
1702961	Warning, Prop 65/Gas	45
1702962	Warning, Prop 65/DSL	45
1702966	500lb Capacity	10

Part Number	Description	Page Number
1703072	No Forklit	36
1703078	Legend	18
1703084	Platform Display (CE)	18
1703162	Fan Blade	36
1703175	Lanyard (GM,D-Rings)	43
1703181	Warning, 500lb Capacity	45
1703398	Towing/Winch	41
1703464	AC Power	43
1703465	MTB	18
1703469	Max Tire Load	10
1703470	Max Tire Load	10
1703472	Max Tire Load	10
1703475	Max Tire Load	10
1703482	Max Tire Load	10
1703486	Max Tire Load	10
1703488	Max Tire Load	10
1703493	Max Wheel Load	10
1703678	Horn, Drive Speed, Level	18
1703681	JLG	33
1703687	Direction Arrow	36
1703689	Horn, Drive Speed, Level	18
1703694	Capacity	10
1703695	Legend	18
1703696	Gradeability	40
1703697	Safety Prop	36
1703698	Towing	41
1703706	Ground Control	18
1703797	Warning/Danger Platform	51
1703798	Warning/Danger MTB	51
1703804	Warning, Crushing	45
1703805	Danger, Electrocution	35
1703808	Legend, MTB	18
1703813	Warning, Battery Ventilation	45
1703814	Tie Down	37
1703815	Attach Lanyard Here	43
1703816	Warning/Danger	51
1703817	Fork Lit	37
1703818	Warning, Crush Hazard	52

Part Number	Description	Page Number
1703819	Direction Arrow	37
1703822	Manual Descent Instructions	37
1703823	Danger, Electrocutation Hazard	35
1703868	Capacity 1932E2	10
1703870	Wheel Load 1932E2	11
1703924	Warning, Platform (CAN)	52
1703936	Danger (CAN)	35
1703942	Warning, Crushing (CAN)	45
1703948	Warning, Crushing (CAN)	45
1703953	Warning, Crushing	45
1703960	Max Wheel Load	11
1703984	Warning, Foot Switch (CAN)	46
1703996	230kg/500lb Max Capacity	11
1704000	Caution No Hands (CAN)	16
1704016	Forklift Location	37
1704017	Brake Release Instructions	41
1704096	Warning, Dual Cap (DOM)	46
1704104	Warning, Dual Cap (DOM)	46
1704125	Air Lead	37
1704134	Tire Max	11
1704192	Stop	18
1704201	Capacity (ANSI)	11
1704239	Platform Display	19
1704240	Horn And Positrack	19
1704248	Battery Charger Instructions	40
1704252	Legend (MTB)	19
1704253	Legend (Platform)	19
1704260	EMS (Euro Requirement)	37
1704277	Lanyard Attachment	37
1704340	Warning, Battery Vent (CAN)	46
1704399	Wheel Load 1932E2	11
1704401	Wheel Load 2032E2 (CE)	11
1704403	Wheel Load 3246E2	11
1704412	Oil Chart	43
1704432	Warning, Crushing	46
1704445	Max Tire Load	11
1704446	Charging Instructions	40
1704460	Drive & Steer	19

Part Number	Description	Page Number
1704465	MTB 400S	19
1704479	Warning, Battery	46
1704480	Legend	20
1704484	Platform Display (DOM)	20
1704485	Platform Display	20
1704487	Platform Disp (DOM) (750lb)	20
1704502	Symbol Legend For Crawler	20
1704521	Gradeability	40
1704540	Storage Capacity	11
1704559	Max Tire Load	11
1704575	Warning/Danger MTB	52
1704707	Platform Display (DOM)	21
1704726	Lock Latch	37
1704752	Max Tire Load 7200lb	11
1704789	E450AJ	33
1704827	Max Tire Load 6200lb	11
1704828	Max Tire Load 8350lb	11
1704829	Max Tire Load 7200lb	12
1704903	Gradeability	40
1704952	Platform Display	21
1704993	Light Panel 750lb (DOM)	21
1704995	Warning, 750/500 Cap (Platf)	46
1704996	Warning, 750/500 Cap (DOM)	46
1704997	Stop	21
1705015	Legend	21
1705016	Manual Descent	37
1705020	Capacity (2250lb-1020kg)(EXT)	12
1705021	Capacity (1500lb-681kg)(EXT)	12
1705042	Max Load (Jacks)	12
1705059	Dual Cap 500lb (DOM) MTB	12
1705088	Warning, Dual Cap 500 (DOM)	46
1705089	Warning, Dual Cap 500 MTB	47
1705096	Lit Diagram (1200/1350)	37
1705132	Control ADE	43
1705167	26250 Max Tire Load	12
1705168	Warning, Platf Cap 1200/1350	47
1705170	Headlight	21
1705171	Jib Stow	21

Part Number	Description	Page Number
1705173	Platform Display (DOM)	21
1705174	Stop	22
1705175	Function Speed	22
1705178	Max Tire Load 25000lb	12
1705181	Dual Capacity 1200SJP	12
1705190	Legend (ENG)	22
1705212	Light Display (Ce)	22
1705303	CSA	43
1705309	Platform Legend 1350SJP	22
1705336	Warning, Inspection 1350SJP	47
1705337	Warning,Tip-Over(BCS)1350SJP	47
1705351	Drive/Steer Instructions (DOM)	22
1705365	Load Management (BCS)	40
1705374	240V 60HZ	43
1705375	240V 3 Phase 60HZ	43
1705387	Warning, Danger High Voltage	47
1705429	Drive/Steer Instr (ENG/FR)	22
1705460	Sky Power	33
1705492	Warning, Tip-Over Platform	47
1705638	Capacity (500lb-230kg)	12
1705639	Capacity (800lb-363kg)	12
1705640	Capacity (1000lb-454kg)	13
1705641	Capacity (1000lb-454kg)	13
1705647	Tire Load (1365lb/620kg)	13
1705679	Warning, Inspection (Platform)	47
1705680	Warning, Tip-Over/Crush/Fall	47
1705681	Electrocution	35
1705686	Legend (1930ES)	22
1705692	Control Box Location	38
1705693	Safety Prop	38
1705694	Warning, Crushing 1930ES	47
1705695	Electrocution 1930ES	35
1705699	MTB 500lb Capacity (1930)	13
1705744	Horn	23
1705745	Function Speed	23
1705753	MTB CE (800A)	23
1705754	JLG 3.5"	33
1705781	JLG Logo 2.75"	33

Part Number	Description	Page Number
1705828	Footswitch (CE)	38
1705834	Battery Charging	43
1705850	Platform Color (Pro-Fit)	43
1705864	JLG 12"	33
1705880	Cap (500lb/227kg/800lb/363kg)	13
1705911	Nameplate/Load	23
1705912	Platform Box	23
1705913	Platform Display	24
1705914	Platform Box	24
1705941	Cap (500lb/227kg/800lb/360kg)	13
1705947	Platform Display	24
1705948	Platform Box	24
1705950	Platform Box	24
1705973	Platform Display 1250AJ	24
1705978	230Kg Capacity	14
1706100	Gooseneck 10	38
1706106	Capacity MTB T350	14
1706107	Capacity Platform T350	14
1706108	Legend Platform T350	24
1706111	Warning, Machine Operation	48
1706112	Warning, Speed Limit	48
1706126	Max Tire Load	14
1706128	Danger, Electrocution	35
1706135	Warning, Inspection	48
1706170	Gooseneck 6	38
1706263	Brake Set	38
1706296	Battery Warning Lull	48
1706298	Warning, Carry Personnel	48
1706300	Ether Warning	48
1706302	Warning, Pinch Point Boom	48
1706306	Warning, Tip-Over Hazard	48
1706310	Tire Load (1835lb/832Kg)	14
1706311	Tire Load (2070lb/939Kg)	14
1706350	Cover	38
1706385	Warning, Drop Bar	48
1706386	Warning, Fall Hazard	48
1706387	Warning, Crushing Platform	48
1706667	1230ES	33

Part Number	Description	Page Number
1706670	1230ES Manual Descent	38
1706671	1230ES Wheel Load	14
1706676	1230ES Instructions/Warning	52
1706708	Legend (Platform)	25
1706709	Legend (MTB)	25
1706712	Display Panel (MTB)	25
1706741	Boom Control Select	38
1706751	Legend	25
1706765	Voltage Warning	48
1706768	Warning, Vehicle Roll Away	48
1706832	1230ES Electrocutation	35
1706890	Getting Started	41
1706897	Quick Reference	41
1706914	MTB	26
1706924	Finishing	42
1706926	User Flash Codes	26
1706931	Legend	26
1706941	Legend MTB	26
1706942	Max Tire Load	14
1706946	MTB	27
1706950	Legend MTB	27
1707013	500 lb Max Capacity 600SJ	14
1707014	Warning, Dual Capacity	14
1707015	Warning, Dual Capacity	49
1707055	500Lb Cap (ENG/FRE/CAN)	14
1707110	Legend Platform	27
1707111	Platform Display (DOM)	28
1707113	Platform Display (EURO)	28
3251102	Generator	38
3251243	120V-60Hz	43
3251813	Built In the USA	43
3252347	Warning, Footswitch	49
3252369	Warning/Danger	53
3252542	Controller Lid	28
3252598	Model Tag 1932E2	34
3252602	Box Lid W/ Tilt & BD	28
3252620	Controller Box Lid	28
3252672	Lit Diagram 400 (DOM)	40

Part Number	Description	Page Number
3252689	Capacity	15
3252694	Capacity (800lb-365kg)	15
3252751	Capacity (EXT Deck)C/D/L/B/J	15
3252752	Capacity (EXT Deck)C/D/L/B/J	15
3252761	120V	44
3252768	Lit Diagram 450A (DOM)	38
3252781	Lit Diagram 800S (DOM)	38
4100181	Hydraulic Oil	38
4105262	Boom Angle Indicator	15
4107462	Side Console	28
4108302	Hydraulic Oil Level	38
4110188	Overlay LH	29
4110226	Lit Point/Tie Down	39
4110422	Warning, Swing Loads	49
90553027	Warning Decal	49
91143282	Warning Decal	49
91143284	Warning Decal	49
1001102601	MTB 600S	29
1001107849	Platform Display	29
1001107850	Platform Display	29
1001107851	Platform Display	30
1001107926	Platform Display	30
1001107952	Platform Display (CE)	30
1001107954	Platform Display 800S	30
1001108494	Legend (Platform) 600SC	31
1001121803	Max Capacity 500lb/227kg	15
1001121813	Warning, Dual Capacity (ANSI)	49
1001122507	Warning, Dual Capacity (ANSI)	50
1001122516	Warning, Dual Capacity (ANSI)	50
1001126742	Warning, Sky Glazier Capacity	50
1001091272	Icon (DOM)	29
1001092071	No Pipe Racks Allowed	40
1001094359	Troubleshooting ES	42
1001101420	Warning, Sky Glazier Capacity	49
1001107527	Stop	29
1001107853	Platform Display	30
1001107927	Platform Display	30
1001107953	Platform Display (860SJ)	30

Part Number	Description	Page Number
1001108492	Legend (Platform) 400S	31
1001108493	Legend (Platf) 450A/450AJ/510AJ/600A/600S	31
1001108495	Legend (Platf) 740AJ/800A/800AJ	31
1001108496	Legend (Platform) 800S	32
1001110226	Light Display	32
1001117185	Warning/Instruction (DOM)	53
1001121657	Platform Display (CE)	32
1001121800	Warning, Dual Capacity (DOM)	49
1001121801	Max Capacity 500lb/227kg	15
1001121814	Warning, Maximum Cap (DOM)	50
1001122369	Warning, Dual Capacity	50
1001122384	Light Panel (Platform)	32
1001122508	Warning, Dual Capacity	50
1001131168	Stop & Auxillary Power	32
1001132175	Stop & Generator	32

Part Number	Description	Page Number
SJ102894	Caution, Fork	58
SJ102896	Fork Lit B oot	58
SJ105983	On/Of	58
SJ106406	Danger,Safety Bar	57
SJ106515	Caution, Brake	55
SJ106691	Checklist	60
SJ106703	Warning, Orii ce	61
SJ106704	Warning, Description	61
SJ106705	Warning, Do Not Alter	61
SJ109442	Emergency Lowering	60
SJ110333	110v AC Outlet	60
SJ111814	Emergency Stop	56
SJ115531	Warning, Falling	61
SJ115982	Danger, Drive Elevation	57
SJ116577	Torque Hi/Low	58
SJ119674	Emergency Battery Disconnect	58
SJ119866	Danger, Pinch	57
SJ123468	700 lb Capacity	54
SJ123628	Operator's Manual	58
SJ124362	Warning, Do Not Wear	58
SJ124465	Side Force	54
SJ124767	Lit P oint/Tie Down	58
SJ125724	Railing Height	58
SJ126056	Falling Hazard Decal	58
SJ126505	Side Force/No Wind	54
SJ129838	KEEP	58
SJ129839	CLEAR	58
SJ130018	Harness Anchor	58
SJ130315	Platform Capacity	54
SJ130434	Control Up/Down	56
SJ130634	Lit Up/Down/Drive	58
SJ130638	Drive/Lit	56
SJ132333	Platform Capacity	54
SJ132713	Wheel Load	54
SJ137988	Crush Hazard	59

Part Number	Description	Page Number
SN0070540	Yellow Arrow	65
SN0070541	Blue Arrow	65
SN0071926	Diesel Fuel	65
SN0071927	Hydraulic Oil	65
SN0072530	Danger, Electric Hazard	64
SN0072541	Danger Do Not Operate	64
SN0073085	Platform Capacity 650	62
SN0073298	Danger, Foam/Solid Tires	64
SN0073492	Rotate While Greasing	66
SN0073667	Inspect Wire Ropes	66
SN0074210	Danger, Electric/Tipping Hazard	64
SN0080650	Lit	65
SN0083426	Tie Down Symbol	65
SN0083431	Lit /Tie Down Location TB60	65
SN0090589	Platform Capacity 500	62
SN0180846	Platform Control Box, Front	63
SN0181562	Machine Complies With ANSI	66
SN0323896	Danger, Electric Hazard	64
SN0323897	Danger, You Must Not Operate	64
SN0323899	Danger, Electric Hazard	64
SN190989	Danger, Do Not Reach	64
SN0070922	Platform Rotator	66