



# Friction Disks

**intella**<sup>®</sup>  
LIFTPARTS INC





**Intella is your source** for friction disks for a variety of off-road and industrial applications. We stock friction disks for major brands such as:

**Hyster**

**Toyota**

**Terex**

**Cat**

**Komatsu**

**JCB**

**Case/IHC**

**and many more**

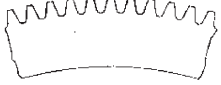
Intella Liftparts is based in Holland Michigan USA. We are part of Van Gent Forklift Parts, based in Nijmegen, The Netherlands. If you need support outside of North or South America, Van Gent supports Europe, Middle East, Africa, and Asia.

**[www.vangentbv.com](http://www.vangentbv.com)**


*We have fast shipping and great customer service. Welcome to Intella!*



Call **616-796-1288**,  
mail to **[sales@intellaliftparts.com](mailto:sales@intellaliftparts.com)** or  
visit **[www.intellaliftparts.com](http://www.intellaliftparts.com)**



EXTERNAL TEETH  
INVOLUTE FORM  
(EXT TH)



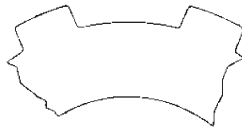
INTERNAL TEETH  
INVOLUTE FORM  
(INT TH)



EXTERNAL LUG  
(EXT LG)



EXTERNAL LUG  
(EXT LG)



EXTERNAL LUG  
(EXT LG)



EXTERNAL LUG  
(EXT LG)



INTERNAL LUG  
(INT LG)



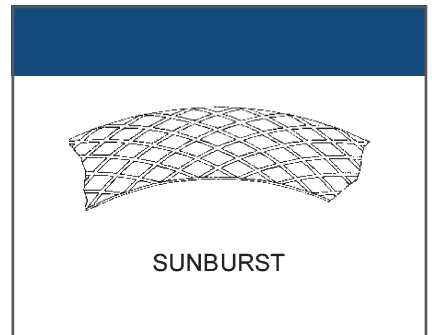

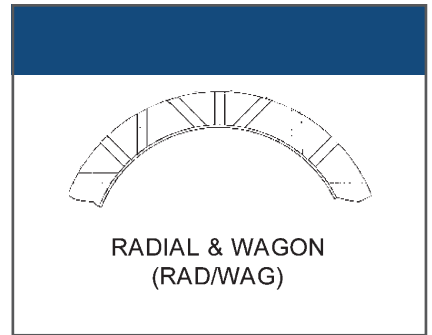
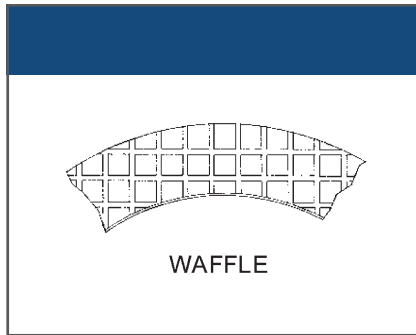
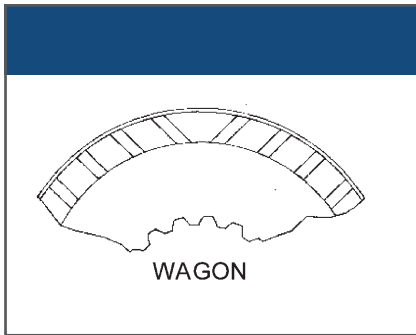

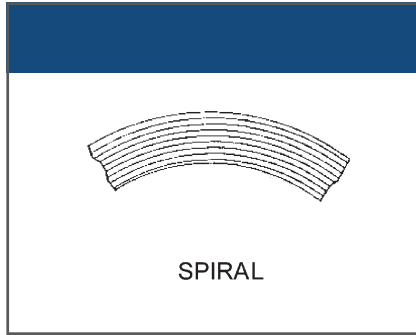
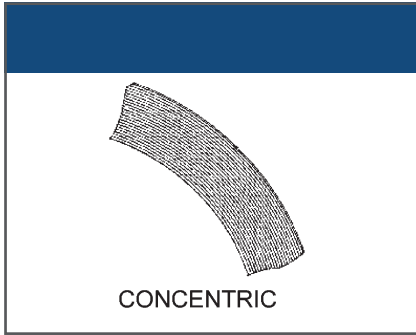
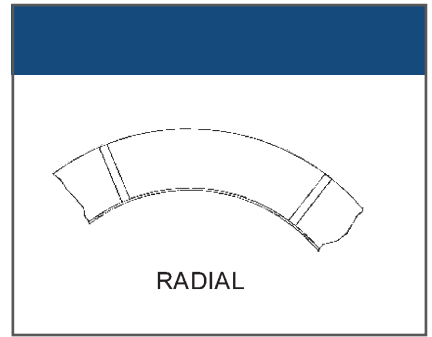
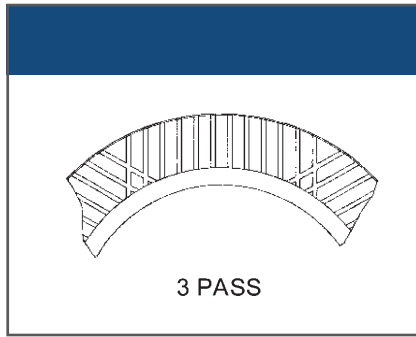
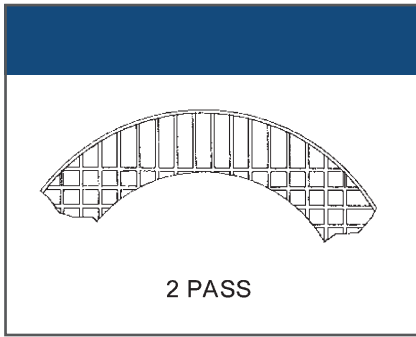
81 TEETH WITH  
9 REMOVED  
(81(72)EXT TH)



EXTERNAL SLOT  
(EXT SL)



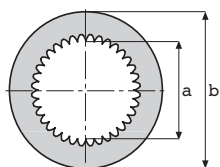
INTERNAL SLOT  
(INT SL)



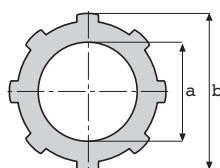
ALLISON

BRAND	PART NUMBER	MATERIAL	GROOVE DETAILS	TEETH	TYPE	SIZE MM	SIZE INCH
ALLISON	5196303	STEEL	-	3	EXT TH	214.9x155.7x1.8	8.46x6.13x0.07
ALLISON	5197160	PAPER	2 PASS	45	INT TH	133.1x92.7x1.6	5.24x3.65x0.063
ALLISON	6702963	STEEL	-	6	EXT LG	413.3x323.7x3	16.27x12.74x0.118
ALLISON	6703050	STEEL	-	3	EXT LG	285.6x203.3x3	11.24x8x0.118
ALLISON	6758737	STEEL	-	8	EXT LG	311.2x235x5	12.25x9.25x0.197
ALLISON	6759048	BRONZE	SPIRAL	4	INT TH	243.8x204.2x6.3	9.6x8.04x0.247
ALLISON	6768446	BRONZE	SPRWAG	60	INT TH	253.7x187.5x3.9	9.99x7.38x0.153
ALLISON	6769326	STEEL	-	30	(90)EX TH	387.4x321.8x5	15.25x12.67x0.195
ALLISON	6770264	STEEL	-	8	EXT LG	257.4x181.2x5	10.14x7.14x0.197
ALLISON	6770590	BRONZE	SPIRAL	100	INT TH	409.4x314.2x4.5	16.12x12.37x0.178
ALLISON	6770647	BRONZE	SUNBURST	73	INT TH	371.3x303x5.2	14.62x11.93x0.205
ALLISON	6770917	STEEL	-	8	EXT LG	209x157x2.5	8.23x6.18x0.096
ALLISON	6771348	STEEL	-	4	EXT LG	211x157x7.6	8.31x6.18x0.299
ALLISON	6771349	STEEL	-	4	EXT LG	255.5x219.7x6.3	10.06x8.65x0.248
ALLISON	6771491	BRONZE	SUNBURST	52	INT TH	292.1x213.9x5.1	11.5x8.42x0.201
ALLISON	6771533	BRONZE	SUNBURST	72	INT TH	246.1x178.1x4.9	9.69x7.01x0.193
ALLISON	6771858	STEEL	-	8	EXT LG	257.3x190.5x5	10.13x7.5x0.197
ALLISON	6774409	STEEL	-	6	EXT LG	244.8x182.5x2.4	9.64x7.19x0.094
ALLISON	6775541	BRONZE	SPRWAG	60	INT TH	253.7x187.5x3.9	9.99x7.38x0.153
ALLISON	6776092	STEEL	-	8	EXT LG	330.1x255.8x3.1	13x10.08x0.122
ALLISON	6776610	STEEL	-	30	(90)EX TH	387.4x321.8x3	15.25x12.67x0.12
ALLISON	6777592	BRONZE	SPR/RAD			253.5x74.4x3.9	9.98x2.93x0.153
ALLISON	6777796	STEEL	-	35	EXT TH	450.9x389.6x5	17.75x15.34x0.195
ALLISON	6779887	STEEL	-	8	EXT SL	468x388x5	18.43x15.28x0.197
ALLISON	6830221	GRAPHITE	SUNBURST	60	INT TH	253.7x187.5x3.9	9.99x7.38x0.153
ALLISON	6830293	CARBON PA	SUNBURST	57	INT TH	303.8x235.2x3.9	11.96x9.26x0.153
ALLISON	6830295	GRAPHITE	SUNBURST	73	INT TH	371.3x303x5.2	14.62x11.93x0.205
ALLISON	6830368	BRONZE	SPRWAG	60	INT TH	253.7x187.5x3.9	9.99x7.38x0.153
ALLISON	6830920	BRONZE	SUNBURST	72	INT TH	371.3x303x5.2	14.62x11.93x0.205
ALLISON	6830950	BRONZE	SPIRAL	59	INT TH	199.9x144.8x3.8	7.87x5.7x0.15
ALLISON	6831641	STEEL	-	9	EXT LG	246.9x184.7x2.5	9.72x7.27x0.1
ALLISON	6831705	STEEL	-	30	EXT LG	219x167.5x2.5	8.62x6.59x0.1
ALLISON	6832138	BRONZE	SUNBURST	89	INT TH	433.3x371.1x5.1	17.06x14.61x0.201
ALLISON	6833972	GRAPHITE	SUNBURST	73	INT TH	371.3x303x5.2	14.62x11.93x0.205
ALLISON	6834348	STEEL	-	36	EXT LG	247.1x186.2x2.5	9.73x7.33x0.1
ALLISON	6834370	PAPER	2 PASS	30	INT TH	182.4x129.5x2.5	7.18x5.1x0.098
ALLISON	6834374	STEEL	-	18	EXT TH	194x140.5x2.5	7.64x5.53x0.1
ALLISON	6834487	PAPER	2 PASS	62	INT TH	319x259.3x3.8	12.56x10.21x0.148
ALLISON	6834488	STEEL	-	16	EXT TH	335x273.1x2.6	13.19x10.75x0.103
ALLISON	6834679	STEEL	-	14	EXT TH	244.6x182.9x2.6	9.63x7.2x0.103
ALLISON	6834680	STEEL	-	38	EXT TH	335x275.1x2.6	13.19x10.83x0.103

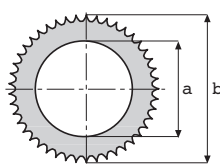
IT



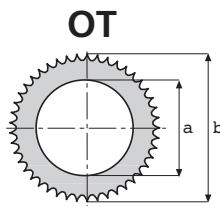
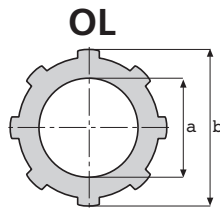
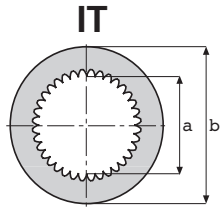
OL



OT

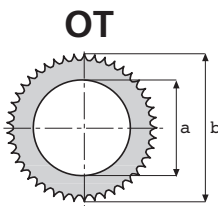
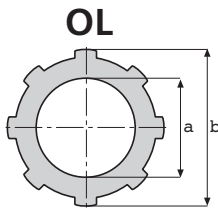
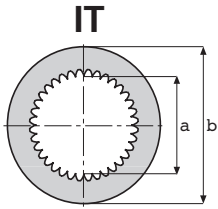


## ALLISON



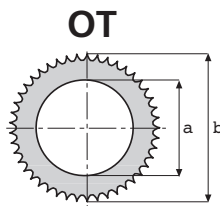
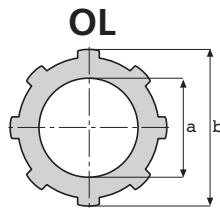
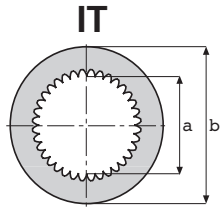
BRAND	PART NUMBER	MATERIAL	GROOVE DETAILS	TEETH	TYPE	SIZE MM	SIZE INCH
ALLISON	6834720	STEEL	-	16	EXT TH	335x272.9x3	13.19x10.75x0.12
ALLISON	6834766	STEEL	-	38	EXT TH	335x275.1x3	13.19x10.83x0.12
ALLISON	6835151	PAPER	2 PASS	42	INT TH	149.6x110x2	5.89x4.33x0.08
ALLISON	6835152	PAPER	2 PASS	60	INT TH	207.3x154.4x2.6	8.16x6.08x0.103
ALLISON	6835329	GRAPHITE	SUNBURST	16	INT TH	400.1x214.9x5.4	15.75x8.46x0.213
ALLISON	6835475	STEEL	-	18	EXT TH	194x140.5x2.5	7.64x5.53x0.1
ALLISON	6835687	PAPER	2 PASS	80	INT TH	231.6x174.2x2.5	9.12x6.86x0.098
ALLISON	6835707	STEEL	-	11	EXT LG	292.1x224.3x2.5	11.5x8.83x0.1
ALLISON	6835720	PAPER	2 PASS	50	INT TH	275.3x213.4x3.2	10.84x8.4x0.125
ALLISON	6835748	GRAPHITE	SUNBURST	62	INT TH	319x259.1x3.8	12.56x10.2x0.148
ALLISON	6835976	PAPER	2 PASS	80	INT TH	231.6x174.2x2.5	9.12x6.86x0.098
ALLISON	6835996	BRONZE	SPR/RAD	59	INT TH	243.8x170.7x3.9	9.6x6.72x0.154
ALLISON	6835997	BRONZE	SPR/RAD	59	INT TH	218.2x170.7x3.9	8.59x6.72x0.153
ALLISON	6836518	STEEL	-	12	(14)EX LG	159x116x2.3	6.26x4.57x0.09
ALLISON	6837422	STEEL	-	21	EXT TH	268.7x201.9x3	10.58x7.95x0.118
ALLISON	6837565	BRONZE	SPR/WAG	60	INT TH	253.5x187.7x3.9	9.98x7.39x0.153
ALLISON	6837690	STEEL	-	6	EXT TH	274.3x201.9x2.7	10.8x7.95x0.107
ALLISON	6838693	GRAPHITE	SUNBURST	52	INT TH	292.1x213.9x4	11.5x8.42x0.156
ALLISON	6838694	STEEL	-	8	EXT LG	310.9x234.8x3	12.24x9.25x0.119
ALLISON	6839914	STEEL	-	8	EXT LG	330.1x255.8x3.1	13x10.08x0.122
ALLISON	6880727	PAPER	2 PASS	62	INT TH	319x259.3x3.8	12.56x10.21x0.148
ALLISON	6881904	BRONZE	SPR/RAD	59	INT TH	218.2x170.7x3.9	8.59x6.72x0.153
ALLISON	6884958	PAPER	2 PASS	80	INT TH	231.6x174.2x2.5	9.12x6.86x0.098
ALLISON	6885138	PAPER	2 PASS	60	INT TH	207.3x154.4x2.6	8.16x6.08x0.103
ALLISON	8625197	STEEL	-	12	(14)EX LG	159x116x2.3	6.26x4.57x0.09
ALLISON	8625797	STEEL	-	12	(14)EX LG	159x116x2.3	6.26x4.57x0.09
ALLISON	23010122	GRAPHITE	SUNBURST	60	INT TH	253.7x187.5x3.9	9.99x7.38x0.153
ALLISON	23010123	CARBON PA	SUNBURST	57	INT TH	303.8x235.2x3.9	11.96x9.26x0.153
ALLISON	23010124	GRAPHITE	SUNBURST	73	INT TH	371.3x303x5.2	14.62x11.93x0.205
ALLISON	23010125	GRAPHITE	SUNBURST	16	INT TH	400.1x214.9x5.4	15.75x8.46x0.213
ALLISON	23010436	GRAPHITE	SUNBURST	62	INT TH	319x259.1x3.8	12.56x10.2x0.148
ALLISON	23010437	GRAPHITE	SUNBURST	73	INT TH	371.3x303x5.2	14.62x11.93x0.205
ALLISON	23010438	GRAPHITE	SUNBURST	72	INT TH	371.3x303x5.2	14.62x11.93x0.205
ALLISON	23010439	PAPER	2 PASS	62	INT TH	319x259.3x3.8	12.56x10.21x0.148
ALLISON	23010871	BRONZE	SPR/RAD			253.5x74.4x3.9	9.98x2.93x0.153
ALLISON	23013787	PAPER	2 PASS	71	INT TH	275.3x222.3x3.2	10.84x8.75x0.125
ALLISON	23015720	PAPER	2 PASS	71	INT TH	275.3x222.3x3.2	10.84x8.75x0.125
ALLISON	23015971	GRAPHITE	SUN/RAD	89	INT TH	433.3x371.3x5.2	17.06x14.62x0.205
ALLISON	23016608	STEEL	-	11	EXT LG	292.1x224.3x2.5	11.5x8.83x0.1
ALLISON	23016610	STEEL	-	18	EXT TH	194x140.5x2.5	7.64x5.53x0.1
ALLISON	23017289	STEEL	-	8	EXT LG	330.1x255.8x3.1	13x10.08x0.122

ALLISON



BRAND	PART NUMBER	MATERIAL	GROOVE DETAILS	TEETH	TYPE	SIZE MM	SIZE INCH
ALLISON	23017553	STEEL	-	54	EXT TH	139.2x98.6x1.8	5.48x3.88x0.07
ALLISON	23040848	GRAPHITE	SUNBURST	62	INT TH	319x259.1x3.8	12.56x10.2x0.148
ALLISON	23041097	PAPER	2 PASS	60	INT TH	207.3x154.4x2.6	8.16x6.08x0.103
ALLISON	23041615	GRAPHITE	SUN/RAD	89	INT TH	433.3x371.3x5.2	17.06x14.62x0.205
ALLISON	23041616	GRAPHITE	SUNBURST	72	INT TH	371.3x303x5.2	14.62x11.93x0.205
ALLISON	23041786	GRAPHITE	SUNBURST	62	INT TH	319x259.1x3.8	12.56x10.2x0.148
ALLISON	23042039	GRAPHITE	SUNBURST	73	INT TH	371.3x303x5.2	14.62x11.93x0.205
ALLISON	23042197	PAPER	2 PASS	42	INT TH	149.6x110x2	5.89x4.33x0.08
ALLISON	23042198	PAPER	2 PASS	60	INT TH	207.3x154.4x2.6	8.16x6.08x0.103
ALLISON	23042199	PAPER	2 PASS	80	INT TH	231.6x174.1x2.5	9.12x6.86x0.098
ALLISON	23042200	PAPER	2 PASS	30	INT TH	182.4x129.5x2.5	7.18x5.1x0.098
ALLISON	23042201	PAPER	2 PASS	50	INT TH	275.3x213.4x3.2	10.84x8.4x0.125
ALLISON	23042202	GRAPHITE	SUNBURST	62	INT TH	319x259.1x3.8	12.56x10.2x0.148
ALLISON	23042210	PAPER	2 PASS	71	INT TH	275.3x222.3x3.2	10.84x8.75x0.125
ALLISON	23045054	STEEL	-	15	EXT LG	295.1x224.3x2.5	11.62x8.83x0.1
ALLISON	23045454	GRAPHITE	SUNBURST	72	INT TH	371.3x303x5.2	14.62x11.93x0.205
ALLISON	23045455	GRAPHITE	SUNBURST	60	INT TH	253.7x187.5x3.9	9.99x7.38x0.153
ALLISON	23045554	STEEL	-	9	EXT LG	246.9x184.7x2.5	9.72x7.27x0.1
ALLISON	23045573	STEEL	-	48	EXT TH	285x207.3x2.5	11.22x8.16x0.098
ALLISON	23045588	PAPER	2 PASS	42	(44)EX TH	179.7x115.9x2.5	7.07x4.56x0.098
ALLISON	23045589	STEEL	-	44	INT TH	165.1x107.7x2.5	6.5x4.24x0.098
ALLISON	23046108	PAPER	2 PASS	56	INT TH	314.5x230.9x4.7	12.38x9.09x0.185
ALLISON	23047289	GRAPHITE	SUNBURST	73	INT TH	371.3x303x5.2	14.62x11.93x0.205
ALLISON	23047771	STEEL	-	38	EXT TH	335x275x2.6	13.19x10.83x0.103
ALLISON	23047772	STEEL	-	38	EXT TH	335x275x3	13.19x10.83x0.12
ALLISON	23048195	BRONZE	SUNBURST	89	INT TH	433.3x371.1x5.1	17.06x14.61x0.201
ALLISON	23048510	GRAPHITE	SUNBURST	73	INT TH	371.3x303x5.2	14.62x11.93x0.205
ALLISON	23048511	GRAPHITE	SUNBURST	73	INT TH	371.3x303x5.2	14.62x11.93x0.205
ALLISON	23048628	PAPER	2 PASS	84	INT TH	252.7x207.8x2.5	9.95x8.18x0.098
ALLISON	29501209	BRONZE	SUNBURST	110	IN TH	410x345x4.4	16.14x13.58x0.173
ALLISON	29501423	STEEL	-	24	(48)EX TH	261.8x195.6x2.5	10.31x7.7x0.098
ALLISON	29503141	STEEL	-	48	EXT TH	281.1x216.8x2.5	10.07x8.54x0.098
ALLISON	29505765	STEEL	-	24	(56)EX TH	352.3x279.1x2.5	13.87x10.99x0.098
ALLISON	29505720	STEEL	-	56	EXT TH	327.9x255.1x2.5	12.91x10.04x0.098
ALLISON	29505771	STEEL	-	45	(56)EX TH	352.3x279.1x2.5	13.87x10.99x0.098
ALLISON	29505759	STEEL	-	48	INT TH	190x117.9x2.5	7.48x4.64x0.098
ALLISON	29505823	PAPER	2 PASS	97	(99)IN TH	314.1x245.5x3.2	12.37x9.67x0.127
ALLISON	29511462	PAPER	2 PASS	36	(38)EX TH	204.1x132.2x3.3	8.04x5.2x0.128
ALLISON	29515399	STEEL	-	9	EXT LG	246.9x184.7x2.5	9.72x7.27x0.1
ALLISON	29527014	PAPER	2 PASS	74	(77)IN TH	320.7x266.4x3.8	12.63x10.49x0.148
ALLISON	29528207	PAPER	HOLES	75	(77)IN TH	242.3x185.4x2.5	9.54x7.3x0.098

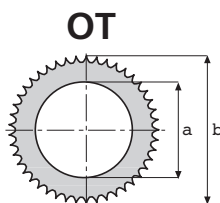
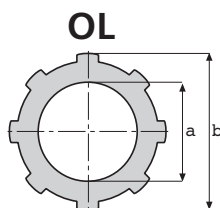
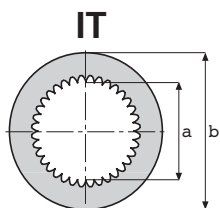
## ALLISON



BRAND	PART NUMBER	MATERIAL	GROOVE DETAILS	TEETH	TYPE	SIZE MM	SIZE INCH
ALLISON	29528209	PAPER	HOLES	75	(77)IN TH	242.3x185.4x2.5	9.54x7.3x0.098
ALLISON	29529291	PAPER	HOLES	75	(77)IN TH	320.7x266.4x3.8	12.63x10.49x0.148
ALLISON	29529492	PAPER	2 PASS	80	INT TH	231.6x174.1x2.5	9.12x6.86x0.098
ALLISON	29530312	PAPER	2 PASS	36	EXT TH	128.8x82.1x2.5	5.07x3.23x0.098
ALLISON	29530313	PAPER	2 PASS	24	INT TH	190.8x149.1x2.5	7.51x5.87x0.098
ALLISON	29530314	STEEL	-	34	INT TH	120.5x66.5x2.2	4.74x2.62x0.087
ALLISON	29530315	STEEL	-	42	EXT TH	203.5x160x2.2	8.01x6.3x0.087
ALLISON	29530330	STEEL	-	12	(14)EX LG	159x116x2.3	6.26x4.57x0.09
ALLISON	29531048	STEEL	SLOTS	27	(36)EX TH	242.9x180.5x2.5	9.56x7.11x0.098
ALLISON	29531049	PAPER	SLOTS	117	INT TH	220.4x171.8x2.5	8.68x6.76x0.098
ALLISON	29532371	PAPER	2 PASS	79	(81)IN TH	254.3x198.2x3.2	10.01x7.8x0.126
ALLISON	29534834	PAPER	2 PASS/HARDEN	75	(77)IN TH	320.7x266.4x3.8	12.63x10.49x3.8
ALLISON	29535637	STEEL	SLOTS	27	EX TH+ 3 LG	244x180.5x3.2	9.61x7.11x0.126
ALLISON	29536334	PAPER	2 PASS	42	(44)EX TH	179.7x115.9x2.5	7.07x4.56x0.098
ALLISON	29536335	PAPER	2 PASS	82	(84)IN TH	267.7x207.8x2.5	10.54x8.18x0.098
ALLISON	29536336	PAPER	HOLES	75	(77)IN TH	242.3x185.4x2.5	9.54x7.3x0.098
ALLISON	29536337	PAPER	2 PASS	79	(81)IN TH	254.3x198.2x3.2	10.01x7.8x0.126
ALLISON	29536338	PAPER	2 PASS	36	(38)EX TH	204.1x132.2x3.3	8.04x5.2x0.128
ALLISON	29536339	PAPER	2 PASS	97	(99)IN TH	314.1x245.5x3.2	12.37x9.67x0.127
ALLISON	29536340	PAPER	HOLES	75	(77)IN TH	320.7x266.4x3.8	12.63x10.49x0.148
ALLISON	29536341	PAPER	2 PASS/HARDEN	75	(77)IN TH	320.7x266.4x3.8	12.63x10.49x3.8
ALLISON	29536343	STEEL	-	44	INT TH	165.1x107.7x2.5	6.5x4.24x0.098
ALLISON	29536344	STEEL	-	48	EXT TH	281.1x216.8x2.5	10.07x8.54x0.098
ALLISON	29536345	STEEL	-	24	(48)EX TH	261.8x195.6x2.5	10.31x7.7x0.098
ALLISON	29536346	STEEL	-	48	EXT TH	285x207.3x2.5	11.22x8.16x0.098
ALLISON	29536347	STEEL	-	48	INT TH	190x117.9x2.5	7.48x4.64x0.098
ALLISON	29536348	STEEL	-	56	EXT TH	327.9x255.1x2.5	12.91x10.04x0.098
ALLISON	29536349	STEEL	-	24	(56)EX TH	352.3x279.1x2.5	13.87x10.99x0.098
ALLISON	29536350	STEEL	-	45	(56)EX TH	352.3x279.1x2.5	13.87x10.99x0.098
ALLISON	29536481	STEEL	-	36	EXT TH	246.4x180.5x2	9.7x7.11x0.079
ALLISON	29536482	STEEL	-	36	EXT TH	246.4x180.5x2.5	9.7x7.11x0.098
ALLISON	29536483	STEEL	-	36	EXT TH	246.4x180.5x3	9.7x7.11x0.118
ALLISON	29537393	PAPER	RADIAL	115	INT TH	220.2x173.4x2.5	8.67x6.83x0.098
ALLISON	29537887	PAPER	2 PASS	80	INT TH	231.6x174.1x2.5	9.12x6.86x0.098
ALLISON	29538424	PAPER	2 PASS	80	INT TH	231.6x174.2x2.5	9.12x6.86x0.098
ALLISON	29538468	PAPER	2 PASS	36	EXT TH	128.8x82.1x2.5	5.07x3.23x0.098
ALLISON	29538469	PAPER	2 PASS	24	INT TH	190.8x149.1x2.5	7.51x5.87x0.098
ALLISON	29541825	PAPER	2 PASS	74	(77)IN TH	320.7x266.4x3.8	12.63x10.49x0.148
ALLISON	29542506	STEEL	-	24	EXT TH	352.2x278.9x3.3	13.87x10.98x0.13
ALLISON	29542748	STEEL	-	20	EXT TH	261.7x195.5x3.3	10.3x7.7x0.13
ALLISON	29549470	BRONZE	SUNBURST	89	INT TH	433.3x371.1x5.1	17.06x14.61x0.201

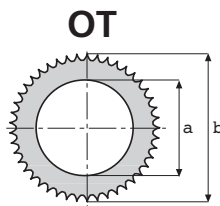
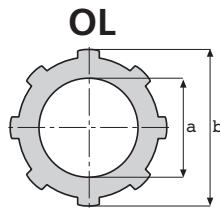
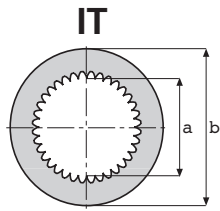


ALLISON  
CASE



BRAND	PART NUMBER	MATERIAL	GROOVE DETAILS	TEETH	TYPE	SIZE MM	SIZE INCH
CASE	A14509	STEEL	FLEXI PLATE	6	HOLE	339.7x133.4x1.5	13.37x5.25x0.059
CASE	A14510	STEEL	REINF PLATE	6	HOLE	186.5x132x2.1	7.34x5.2x0.83
CASE	A17919	END PLATE	-	60	EXT TH	154.3x113.5x8	6.07x4.47x0.315
CASE	A17920	BRONZE	RADIAL	52	INT TH	148.6x107.7x2.6	5.85x4.24x0.102
CASE	A17921	STEEL	-	60	EXT TH	154.2x113.8x1.8	6.07x4.48x0.07
CASE	A41005	STEEL	-	8	EXT LG	142.5x99.1x1.6	5.61x3.9x0.063
CASE	A41355	BRONZE	SPIRAL	45	INT TH	133.1x92.7x1.6	5.24x3.65x0.063
CASE	A52252	STEEL	-	1	EXT SL	209.2x120x3	8.23x4.72x0.118
CASE	A52253	BRONZE	SPR/RAD	19	INT TH	203.2x57.2x4.7	8x2.25x0.185
CASE	A64525	PAPER	2 PASS	40	INT TH	127.1x82.2x2.5	5x3.24x0.98
CASE	A99132	BRONZE	SUNBURST	73	INT TH	371.3x303x5.2	14.62x11.93x0.205
CASE	A133720	PAPER	3 PASS	14	INT TH	300.7x49.9x6.3	11.84x1.96x0.248
CASE	A169583	STEEL	-	40	INT TH	127x82x2.2	5x3.23x0.087
CASE	A175072	PAPER	2 PASS	40	INT TH	127.1x82.2x2.5	5x3.24x0.98
CASE	A175806	STEEL	-	26	EXT TH	143.5x89.5x2.2	5.65x3.52x0.084
CASE	A178020	END PLATE	-	26	EXT TH	143.4x89.5x10.9	5.65x3.52x0.429
CASE	A188412	PAPER	3 PASS	14	INT TH	300.7x49.9x6.3	11.84x1.96x0.248
CASE	A188853	PAPER	2 PASS	34	INT TH	136x68.2x2.1	5.35x2.69x0.081
CASE	A188868	CARBON PA	WAFFLE	26	EXT TH	143.4x89.5x2.5	5.65x3.52x0.098
CASE	A188869	STEEL	-	40	INT TH	127x82x2.2	5x3.23x0.087
CASE	A188946	PAPER	2 PASS	40	INT TH	127.1x82.2x2.5	5x3.24x0.98
CASE	A190067	PAPER	3 PASS	16	INT TH	301x54x6.3	11.85x2.13x0.248
CASE	A458320	BRONZE	SPIRAL	32	EXT TH	133.2x91x2.4	5.24x3.58x0.094
CASE	D50040	BRONZE	RADIAL	59	INT TH	190.8x147.3x3	7.51x5.8x0.118
CASE	D50041	STEEL	-	3	EXT LG	214.9x155.7x1.8	8.46x6.13x0.07
CASE	D50047	STEEL	SPRING	8	INT TH	134.7x73.6x1.8	5.3x2.9x0.071
CASE	D50081	STEEL	END PLATE	54	EXT TH	139.2x98.2x8.3	5.48x3.87x0.327
CASE	D50082	BRONZE	SPIRAL	45	INT TH	133.1x92.7x1.6	5.24x3.65x0.063
CASE	D50083	STEEL	-	54	EXT TH	139.2x98.6x1.8	5.48x3.88x0.07
CASE	D50084	STEEL	END PLATE	54	EXT TH	139.2x98.2x8.7	5.48x3.87x0.343
CASE	D55252	BRONZE	RADIAL	52	INT TH	148.6x107.7x2.6	5.85x4.24x0.102
CASE	D56914	ASB.FREE	16HOLES	96	INT TH	357.9x298.5x20.8	14.09x11.75x0.819
CASE	D70672	PAPER	1 PASS	43	(45)IN TH	133.1x92.7x1.6	5.24x3.65x0.063
CASE	D72327	STEEL	-	54	EXT TH	139.2x98.6x1.8	5.48x3.88x0.07
CASE	D72803	STEEL	-	60	EXT TH	154.2x113.8x1.8	6.07x4.48x0.07
CASE	D77063	BRONZE	RADIAL	52	INT TH	148.6x107.7x2.9	5.85x4.24x0.114
CASE	D77576	BRONZE	RADIAL	52	INT TH	148.6x107.7x2.6	5.85x4.24x0.102
CASE	D79944	STEEL	-	32	(42)EX TH	184.2x92.7x2.6	7.25x3.65x0.102
CASE	D80064	BRONZE	SUNBURST	19	INT TH	165.1x74.2x4	6.5x2.92x0.156
CASE	D81592	STEEL	REINF PLATE	6	HOLE	186.5x132x2.1	7.34x5.2x0.83
CASE	D83009	STEEL	-	54	EXT TH	139.2x98.6x1.8	5.48x3.88x0.07

## CASE

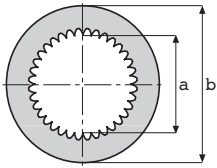


BRAND	PART NUMBER	MATERIAL	GROOVE DETAILS	TEETH	TYPE	SIZE MM	SIZE INCH
CASE	D87201	STEEL	FLEXI PLATE	6	HOLE	339.7x133.4x1.5	13.37x5.25x0.059
CASE	D106118	BRONZE	RADIAL	52	INT TH	148.6x107.7x2.6	5.85x4.24x0.102
CASE	D131147	STEEL	-		HOLES	339.8x133.3x1.5	13.38x5.25x0.059
CASE	D3145322	STEEL	-	36	INT TH	97.5x71.2x1	3.84x2.8x0.039
CASE	E68704	BRONZE	SPIRAL	45	INT TH	133.1x92.7x1.6	5.24x3.65x0.063
CASE	E114383	STEEL	-	54	EXT TH	139.2x98.6x1.8	5.48x3.88x0.07
CASE	E135004	BRONZE	SUNBURST	27	EXT TH	137.4x90.9x2	5.41x3.58x0.079
CASE	E135005	BRONZE	SUNBURST	35	EXT TH	177.5x109x2	6.99x4.29x0.079
CASE	E135224	STEEL	-	29	INT TH	131.1x85.1x1.5	5.16x3.35x0.059
CASE	E135225	STEEL	-	29	INT TH	131.1x85.1x2.5	5.16x3.35x0.098
CASE	E135226	STEEL	-	29	INT TH	131.1x85.1x2	5.16x3.35x0.079
CASE	E135262	STEEL	-	35	INT TH	170.9x102.9x2.5	6.73x4.05x0.098
CASE	E135271	STEEL	-	35	INT TH	170.9x102.9x2	6.73x4.05x0.079
CASE	E135272	STEEL	-	35	INT TH	170.9x102.9x2.5	6.73x4.05x0.098
CASE	E135797	GRAPHITE	SUNBURST	27	INT TH	260x66.1x10	10.24x2.6x0.394
CASE	E159987	STEEL	-	54	EXT TH	139.2x98.6x3	5.48x3.88x0.118
CASE	E159992	PAPER	2 PASS	45	INT TH	133.1x92.7x2.1	5.24x3.65x0.083
CASE	H14510	STEEL	REINF PLATE	6	HOLE	186.5x132x2.1	7.34x5.2x0.83
CASE	J1043150	BRONZE	WAFFLE	51	EXT TH	103.7x77.1x1.9	4.08x3.04x0.075
CASE	K200550	STEEL	-	1	EXT LG	182.9x82.6x2.7	7.2x3.25x0.106
CASE	K202905	BRONZE	SPR/WAG	26	INT TH	178.1x63.5x4.8	7.01x2.5x0.19
CASE	K206041	STEEL	-	50	EXT TH	162x118.2x1.6	6.38x4.65x0.063
CASE	K261860	BRONZE	WAFFLE	22	INT TH	71.7x44x2.8	2.82x1.73x0.11
CASE	K261862	BRONZE	WAFFLE	22	INT TH	71.7x44x1.6	2.82x1.73x0.063
CASE	K261863	STEEL	-	4	EXT LG	85x49.2x1.5	3.35x1.94x0.059
CASE	K262537	BRONZE	CLUTCH KIT			0x0x0	0x0x0
CASE	K262538	BRONZE	CLUTCH KIT			0x0x0	0x0x0
CASE	K904795A	STEEL	-	50	EXT TH	162x118.2x1.6	6.38x4.65x0.063
CASE	K940578/9	STEEL	-	50	EXT TH	162x118.2x5	6.38x4.65x0.197
CASE	K940877	BRONZE	SPR/RAD	30	INT TH	155.7x60.5x2.6	6.13x2.38x0.102
CASE	K945754	BRONZE	SPR/WAG	23	INT TH	224x70.1x4.9	8.82x2.76x0.193
CASE	K945755	STEEL	-	1	EXT LG	228.6x127x2.7	9x5x0.106
CASE	K963646	BRONZE	SPR/WAG	23	INT TH	224x70.1x4.9	8.82x2.76x0.193
CASE	K963647	STEEL	-	1	EXT LG	228.6x127x2.7	9x5x0.106
CASE	N4587	PAPER	1 PASS	43	(45)IN TH	133.1x92.7x1.6	5.24x3.65x0.063
CASE	N7022	GRAPHITE	SUNBURST	60	INT TH	253.7x187.5x3.9	9.99x7.38x0.153
CASE	N7217	BRONZE	SPIRAL	45	INT TH	133.1x92.7x1.6	5.24x3.65x0.063
CASE	N7219	STEEL	-	54	EXT TH	139.2x98.6x1.8	5.48x3.88x0.07
CASE	N8738	BRONZE	RADIAL	45	INT TH	133.1x92.7x2.3	5.24x3.65x0.09
CASE	N8750	BRONZE	SPR/RAD			253.5x74.4x3.9	9.98x2.93x0.153
CASE	S73416	BRONZE	RADIAL	59	INT TH	190.8x147.3x3	7.51x5.8x0.118

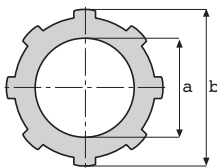
CASE

BRAND	PART NUMBER	MATERIAL	GROOVE DETAILS	TEETH	TYPE	SIZE MM	SIZE INCH
CASE	S73417	STEEL	-	3	EXT LG	214.9x155.7x1.8	8.46x6.13x0.07
CASE	S73428	STEEL	END PLATE	54	EXT TH	139.2x98.2x8.7	5.48x3.87x0.343
CASE	S73434	STEEL	END PLATE	54	EXT TH	139.2x98.2x8.3	5.48x3.87x0.327
CASE	S73872	BRONZE	SUNBURST	52	INT TH	148.6x107.4x1.6	5.85x4.23x0.062
CASE	S73873	STEEL	-	60	EXT TH	154.2x113.8x1.8	6.07x4.48x0.07
CASE	S94326	BRONZE	RADIAL	52	INT TH	148.6x107.7x2.6	5.85x4.24x0.102
CASE	S301550	BRONZE	SUN-PLAIN	27	EXT TH	137.4x90.9x1.6	5.41x3.58x0.063
CASE	66188C1	STEEL	-	6	EXT LG	139.7x98.6x1.6	5.5x3.88x0.062
CASE	81736C1	BRONZE	SUNBURST	27	EXT TH	137.4x90.9x2	5.41x3.58x0.079
CASE	92934C2	STEEL	-	6	EXT LG	158x107.2x1.2	6.22x4.22x0.047
CASE	92935C3	PAPER	2 PASS	48	INT TH	140.8x98.9x2	5.54x3.89x0.079
CASE	92935C4	PAPER	2 PASS	48	INT TH	140.8x98.9x2	5.54x3.89x0.079
CASE	92935C5	PAPER	2 PASS	48	INT TH	140.8x98.9x2	5.54x3.89x0.079
CASE	100049A1	STEEL	-	142	EXT TH	455x342x4	17.91x13.46x0.157
CASE	100050A1	PAPER	3 PASS	104	INT TH	437.9x325.1x5.3	17.24x12.8x0.209
CASE	103310A1	STEEL	-	60	EXT TH	154.2x113.8x1.8	6.07x4.48x0.07
CASE	103310A1	STEEL	HARDENED	60	EXT TH	154.2x113.8x1.8	6.07x4.48x0.07
CASE	114622C1	YELLOW	2 PASS	15	INT TH	259.1x51.1x7.6	10.2x2.01x0.3
CASE	114622C1	RED PAPER	2 PASS	15	INT TH	259.1x51.1x7.6	10.2x2.01x0.3
CASE	119228A1	END PLATE	STEPPED	35	EXT TH	177.3x109.4x10.9	6.98x4.3x0.429
CASE	119229A1	END PLATE	STEPPED	35	EXT TH	177.3x109.4x10.9	6.98x4.3x0.429
CASE	119335A1	STEEL	HARDENED	6	EXT SL	130x66.8x2.2	5.12x2.63x0.087
CASE	119336A1	MOLYBDENUM	SPRWAG	46	(50)IN TH	117.5x62.6x2.6	4.63x2.46x0.102
CASE	119430A1	STEEL	-	88	(91)EX TH	293x185x4.5	11.54x7.28x0.177
CASE	119431A1	STEEL	-	88	(91)EX TH	293x185x4	11.54x7.28x0.157
CASE	119433A1	PAPER	4 PASS	34	INT TH	277x167x4.5	10.91x6.57x0.177
CASE	120486C1	STEEL	-	5	EXT LG	350x192x2.8	13.78x7.56x0.108
CASE	120488C1	PAPER	WAFFLE	18	INT TH	305x108x4.9	12x4.25x0.193
CASE	120488C2	PAPER	WAFFLE	18	INT TH	305x108x4.9	12x4.25x0.193
CASE	123773A1	STEEL	-	88	(91)EX TH	293x185x4	11.54x7.28x0.157
CASE	129658A1	BRONZE	SUNBURST	64	EXT TH	196x142x2.5	7.72x5.59x0.096
CASE	129659A1	BRNZ/PLN	SUNBURST	64	EXT TH	196x142x2	7.72x5.59x0.077
CASE	146055A1	PAPER	2 PASS	14	INT TH	338x66.4x4.6	13.31x2.61x0.181
CASE	146057A1	STEEL	-	3	EXT SL	376x260x4.5	14.8x10.24x0.177
CASE	148903A1	MOLYBDENUM	RADIAL	34	INT TH	109.8x66x1.3	4.32x2.6x0.052
CASE	148905A1	STEEL	HARDENED	4	EXT LG	122.6x72.2x1.8	4.83x2.84x0.071
CASE	148906A1	MOLYBDENUM/STEEL	RADIAL	34	INT TH	109.8x66x2.9	4.32x2.6x0.112
CASE	148962A1	PAPER	SUNBURST	16	INT TH	201x40.5x4.9	7.91x1.59x0.192
CASE	148963A1	STEEL	-	6	EXT LG	220x145.5x2.7	8.66x5.73x0.105
CASE	177732A1	MOLYBDENUM	SPRWAG	46	(50)IN TH	117.5x62.6x2.6	4.63x2.46x0.102
CASE	181158A1	BRONZE	SUNBURST	45	INT TH	133x93x1.8	5.24x3.66x0.069

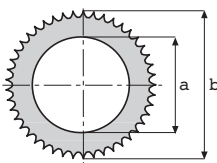
IT

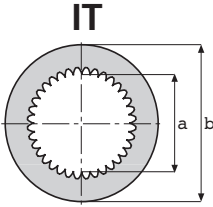
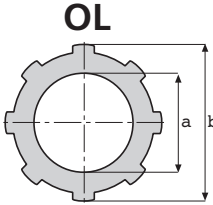
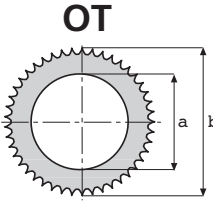





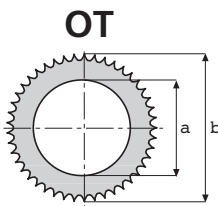
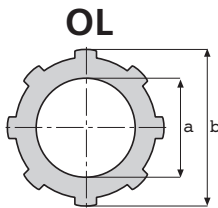
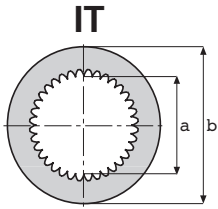
OL



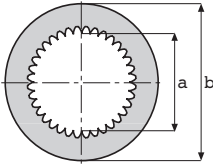
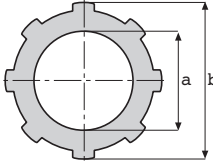
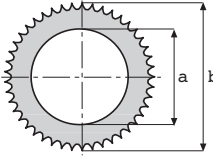



OT

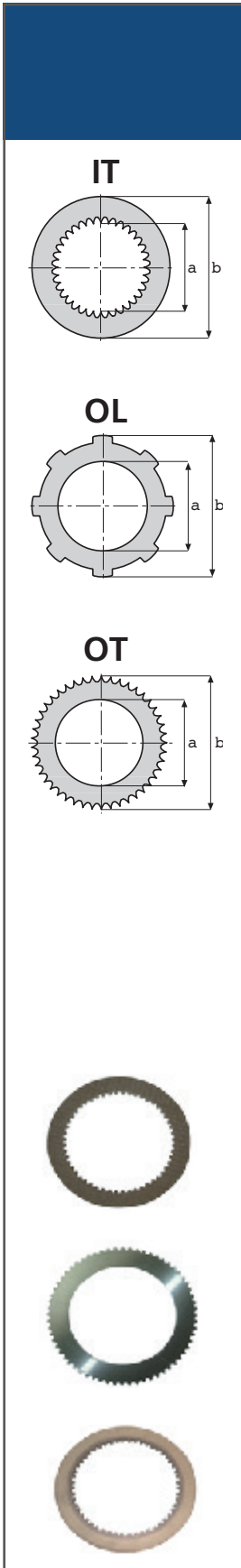


	BRAND	PART NUMBER	MATERIAL	GROOVE DETAILS	TEETH	TYPE	SIZE MM	SIZE INCH
     	CASE	181159A1	STEEL	-	6	EXT LG	151x98x2.5	5.94x3.86x0.098
	CASE	181162A1	END PLATE	-	6	EXT LG	146x97x10.2	5.75x3.82x0.402
	CASE	190455A1	END PLATE	-	32	(64)EX TH	230x152.5x10.8	9.06x6x0.397
	CASE	190462A1	PAPER	2 PASS	36	INT TH	223x71x4.9	8.78x2.8x0.191
	CASE	190474A1	END PLATE	-	32	(64)EX TH	230x152.5x9	9.06x6x0.354
	CASE	196073A1	PAPER	2 PASS	36	INT TH	223x71x4.9	8.78x2.8x0.191
	CASE	196081A1	STEEL	-	32	(80)EX TH	281.8x207.7x9	11.09x8.18x0.354
	CASE	230549A1	STEEL	HARDENED	6	EXT SL	130x66.8x2.3	5.12x2.63x0.091
	CASE	230550A1	STEEL	HARDENED	6	EXT SL	130x66.8x2.4	5.12x2.63x0.094
	CASE	230551A1	STEEL	HARDENED	6	EXT SL	130x66.8x2.5	5.12x2.63x0.098
	CASE	237017A1	GRAPHITE	SUNBURST	36	INT TH	272x71.1x4.9	10.71x2.8x0.193
	CASE	237018A1	STEEL	-	32	(80)EX TH	281.8x207.7x11.3	11.09x8.18x0.443
	CASE	237019A1	STEEL	-	32	(80)EX TH	281.8x207.7x9	11.09x8.18x0.354
	CASE	237020A1	STEEL	-	32	(80)EX TH	281.8x207.7x9	11.09x8.18x0.354
	CASE	237021A1	PAPER	2 PASS	36	INT TH	223x71x4.9	8.78x2.8x0.191
	CASE	ALTERNATIVE	PAPER	2 PASS	36	INT TH	223x71x4.9	8.78x2.8x0.191
	CASE	237022A1	END PLATE	-	32	(64)EX TH	230x152.5x10.8	9.06x6x0.397
	CASE	237023A1	END PLATE	-	32	(64)EX TH	230x152.5x9	9.06x6x0.354
	CASE	237024A1	END PLATE	-	32	(64)EX TH	230x152.5x9	9.06x6x0.354
	CASE	242154A1	STEEL	HARDENED	4	EXT LG	189.8x92.1x3	7.47x3.63x0.118
	CASE	242155A1	STEEL	HARDENED	4	EXT LG	189.8x92.1x2.9	7.47x3.63x0.114
	CASE	242156A1	STEEL	HARDENED	4	EXT LG	189.8x92.1x3.1	7.47x3.63x0.122
	CASE	242157A1	STEEL	HARDENED	4	EXT LG	189.8x92.1x2.7	7.47x3.63x0.106
	CASE	242158A1	STEEL	HARDENED	4	EXT LG	189.8x92.1x3.3	7.47x3.63x0.13
	CASE	242159A1	MOLYBDENUM	SPR/WAG	40	INT TH	172x84.1x3	6.77x3.31x0.118
	CASE	244270A1	CARBON PA	WAFFLE	26	EXT TH	143.4x89.5x2.5	5.65x3.52x0.098
	CASE	245297A1	PAPER	2 PASS	40	INT TH	127.1x82.2x2.5	5x3.24x0.098
	CASE	291578A1	PAPER	2 PASS/PLAIN	54	EXT TH	139x99x2	5.47x3.9x0.077
	CASE	291579A1	PAPER	2 PASS	54	EXT TH	139x99x2.7	5.47x3.9x0.104
	CASE	291580A1	STEEL	-	45	INT TH	133x92.7x2	5.24x3.65x0.079
	CASE	299531A1	PAPER	WAFFLE	10	EXT LG	211x149.4x2.5	8.31x5.88x0.098
	CASE	308029A1	END PLATE	-	64	EXT TH	230x151x9	9.06x5.94x0.354
	CASE	308030A1	END PLATE	-	64	EXT TH	230x152.5x5	9.06x6x0.197
	CASE	310519A1	END PLATE	-	6	EXT LG	146x97x10.2	5.75x3.82x0.402
	CASE	331386A1	PAPER/PLAIN	RADIAL	44	EXT TH	158.8x111.5x1.9	6.25x4.39x0.075
	CASE	331387A1	CARBON PA	RADIAL	44	EXT TH	158.8x111.5x2.5	6.25x4.39x0.098
	CASE	331388A1	STEEL	-	42	INT TH	150.9x102.5x2.5	5.94x4.04x0.098
	CASE	331421A1	CARBON PA	RADIAL	27	EXT TH	137x93.7x2.5	5.39x3.69x0.098
CASE	331422A1	PAPER/PLAIN	RADIAL	27	EXT TH	137x93.7x1.9	5.39x3.69x0.073	
CASE	331893A1	PAPER/PLAIN	RADIAL	34	EXT TH	177.4x111.5x1.9	6.98x4.39x0.075	
CASE	331894A1	CARBON PA	RADIAL	34	EXT TH	177.4x111.5x2.5	6.98x4.39x0.098	

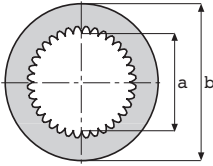
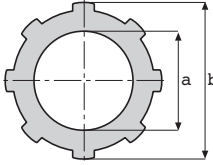
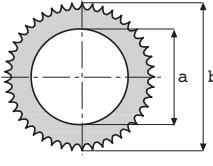



BRAND	PART NUMBER	MATERIAL	GROOVE DETAILS	TEETH	TYPE	SIZE MM	SIZE INCH
CASE	331895A1	STEEL	-	42	INT TH	167.8x102.5x2.5	6.61x4.04x0.098
CASE	331896A1	PAPER/PLAIN	RADIAL	44	EXT TH	158.8x111.5x1.9	6.25x4.39x0.075
CASE	331897A1	CARBON PA	RADIAL	44	EXT TH	158.8x111.5x2.5	6.25x4.39x0.098
CASE	335165A1	CARBON PA	RADIAL	64	EXT TH	196x142x2.6	7.72x5.59x0.1
CASE	335167A1	CARBON PA	RADIAL/PLAIN	64	EXT TH	196x142x2	7.72x5.59x0.079
CASE	345334A2	CARBON PA	2 PASS	40	INT TH	134x81x3	5.28x3.19x0.116
CASE	345335A2	STEEL	-	66	EXT H	142x90x1.9	5.59x3.54x0.075
CASE	351175A1	PAPER	3 PASS	16	INT TH	301x54x6.3	11.85x2.13x0.248
CASE	351175A2	CARBON PA	3 PASS	16	INT TH	301x54x6.3	11.85x2.13x0.248
CASE	352832A1	PAPER	2 PASS	88	EXT TH	189.5x141.5x2.2	7.46x5.57x0.087
CASE	357534A1	PAPER	4 PASS/WAG	104	INT TH	437.9x325.1x5	17.24x12.8x0.197
CASE	362629A1	STEEL	-	93	EXT TH	240x171x2.6	9.45x6.73x0.102
CASE	366999A1	PAPER	WAFFLE	12	INT TH	274x45x6.8	10.79x1.77x0.268
CASE	367000A1	STEEL	-	4	HOLES	278x185x8.1	10.94x7.28x0.319
CASE	371134A1	STEEL	-	4	EXT LG	129x80.3x3.5	5.08x3.16x0.138
CASE	371135A1	BRONZE	WAFFLE	25	(31)IN TH	115x61x1.7	4.53x2.4x0.067
CASE	371136A1	BRONZE	WAFFLE/PLAIN	25	(31)IN TH	115x61x3	4.53x2.4x0.118
CASE	381489R3	STEEL	-	6	EXT LG	145.8x103.2x1.8	5.74x4.06x0.069
CASE	381490R4	CARBON PA	WAFFLE	51	INT TH	134.8x95x2.5	5.31x3.74x0.098
CASE	384322A1	PAPER	WAF/WAG	64	INT TH	345x252.1x4.7	13.58x9.93x0.185
CASE	384323A1	STEEL	-	20	EXT LG	372.5x262.5x4	14.67x10.33x0.157
CASE	384388A1	STEEL	HARDENED	4	EXT LG	164.8x82.4x2.9	6.49x4.24x0.114
CASE	387182A1	STEEL	-	45	INT TH	170x132.7x3.5	6.69x5.22x0.138
CASE	387183A1	STEEL	-	45	INT TH	170x132.7x3	6.69x5.22x0.118
CASE	387184A1	STEEL	-	45	INT TH	170x132.7x2.5	6.69x5.22x0.098
CASE	387187A1	CARBON PA	RADIAL/PLAIN	35	EXT TH	176.5x142x1.9	6.95x5.51x0.073
CASE	399734R1	YELLOW	2 PASS	15	INT TH	259.1x51.1x7.6	10.2x2.01x0.3
CASE	399734R1	RED PAPER	2 PASS	15	INT TH	259.1x51.1x7.6	10.2x2.01x0.3
CASE	399736R3	STEEL	-	3	INT LG	258.8x185.7x6.7	10.19x7.31x0.262
CASE	401716R3	PAPER	2 PASS	45	INT TH	125.5x93.2x2.1	4.94x3.67x0.082
CASE	401717R1	STEEL	-	4	EXT LG	139.7x98.6x1.6	5.5x3.88x0.062
CASE	413580A1	STEEL	-	4	EXT LG	129x80.3x3.5	5.08x3.16x0.138
CASE	413582A1	BRONZE	WAFFLE	25	(31)IN TH	115x61x1.7	4.53x2.4x0.067
CASE	413583A1	BRONZE	WAFFLE/PLAIN	25	(31)IN TH	115x61x3	4.53x2.4x0.118
CASE	413586A1	PAPER	WAFFLE	12	INT TH	274x45x6.8	10.79x1.77x0.268
CASE	452160A1	GRAPHITE	SUNBURST	13	INT TH	215x36.5x10	8.46x1.44x0.394
CASE	533804R1	PAPER	2 PASS	45	INT TH	125.5x93.2x2.1	4.94x3.67x0.082
CASE	716556A1	CARBON PA	2 PASS	40	INT TH	134x81x3	5.28x3.19x0.116
CASE	984439C1	STEEL	-	3	INT LG	258.8x185.7x6.7	10.19x7.31x0.262
CASE	1027256C1	YELLOW	2 PASS	15	INT TH	259.1x51.1x7.6	10.2x2.01x0.3
CASE	1027256C1	RED PAPER	2 PASS	15	INT TH	259.1x51.1x7.6	10.2x2.01x0.3

	BRAND	PART NUMBER	MATERIAL	GROOVE DETAILS	TEETH	TYPE	SIZE MM	SIZE INCH
<b>IT</b> 	CASE	1263329H1	PAPER	3 PASS	35	INT TH	179x103x3.5	7.05x4.05x0.138
	CASE	1276804H1	STEEL	-	67	(70)EX TH	191x130x2.5	7.52x5.12x0.098
	CASE	1276805H1	STEEL	-	67	(70)EX TH	191x130x3	7.52x5.12x0.118
<b>OL</b> 	CASE	1285974C1	STEEL	-	8	EXT LG	244x173x2.3	9.61x8.81x0.091
	CASE	1285975C2	CARBON PA	WAFFLE	39	INT TH	228x162x2.9	8.98x6.38x0.114
	CASE	1335324C1	PAPER	WAFFLE	34	INT TH	99.7x68x1.6	3.93x2.68x0.063
<b>OT</b> 	CASE	1342285C1	BRONZE	SPR/RAD	19	INT TH	203.2x57.2x4.7	8x2.25x0.185
	CASE	1345726C1	IRON	2 PASS	16	INT TH	143x63.5x6.3	5.63x2.5x0.248
	CASE	1362618A1	PAPER	WAFFLE	62	INT TH	228.5x155x2.2	9x6.1x0.087
	CASE	1966154C1	BRONZE	WAFFLE	22	INT TH	71.7x44x2.8	2.82x1.73x0.11
	CASE	1966155C1	STEEL	-	4	EXT LG	85x49.2x1.5	3.35x1.94x0.059
	CASE	1966156C1	BRONZE	WAFFLE	22	INT TH	71.7x44x1.6	2.82x1.73x0.063
	CASE	1997122C1	END PLATE	-	26	EXT TH	143.4x89.5x10.9	5.65x3.52x0.429
	CASE	1997129C1	PAPER	2 PASS	40	INT TH	127.1x82.2x2.5	5x3.24x0.098
	CASE	1997907C1	PAPER	WAFFLE	48	INT TH	141x99x2	5.55x3.9x0.079
	CASE	3125322R2	PAPER	2 PASS	45	INT TH	125.5x93.2x2.1	4.94x3.67x0.082
	CASE	3145546R91	PAPER	WAFFLE	10	INT TH	226.7x48.3x8.9	8.92x1.9x0.35
	CASE	3215147R1	STEEL	-	6	EXT LG	139.7x98.6x2	5.5x3.88x0.78
	CASE	3220450R91	PAPER	WAFFLE	10	INT TH	255.4x48.3x8.9	10.05x1.9x0.35
	CASE	3380997H1	STEEL	-	67	(70)EX TH	191x130x2.5	7.52x5.12x0.098
	CASE	3380999H1	PAPER	3 PASS	35	INT TH	179x103x3.5	7.05x4.05x0.138
	CASE	370556A1	PAPER	2 PASS	100	EXT TH	215x151.5x2.2	8.46x5.96x0.087
	CASE	8603203	MOLYBDENUM	SPR/WAG	26	INT TH	147.8x75.4x3	5.82x2.97x0.118
	CASE	152402252	STEEL	-	28	INT TH	127x79x1.8	5x3.11x0.071
	CASE	152402253	BRONZE	SUNBURST	64	EXT TH	138.8x95.2x2.8	5.46x3.75x0.11
	CASE	153317478	PAPER	3 PASS	35	INT TH	179x103x3.5	7.05x4.05x0.138
	CASE	153318841	PAPER	4 PASS	42	INT TH	340x206x5.5	13.39x8.11x0.217
	CASE	8900126635	STEEL	-	45	INT TH	185x132.7x3.5	7.28x5.22x0.138
	CASE	8900126636	STEEL	-	45	INT TH	185x132.7x4	7.28x5.22x0.157
	CASE	8900126637	STEEL	-	45	INT TH	185x132.7x2.5	7.28x5.22x0.098
	CASE	8900126638	STEEL	-	45	INT TH	185x132.7x3	7.28x5.22x0.118
	CASE	8900126641	CARBON PA	RADIAL	64	EXT TH	196x142x2.6	7.72x5.59x0.1
	CASE	8900126642	CARBON PA	RADIAL/PLAIN	64	EXT TH	196x142x2	7.72x5.59x0.079
	CASE	8900126648	CARBON PA	RADIAL	35	EXT TH	176.5x142x2.5	6.95x5.51x0.096
	CASE	8900130483	STEEL	-	45	INT TH	170x132.7x2	6.69x5.22x0.077
	CASE	8900130484	STEEL	HARD/BLACK	45	INT TH	170x132.7x2.5	6.69x5.22x0.098
	CASE	8900130485	STEEL	HARD/BLACK	45	INT TH	170x132.7x3	6.69x5.22x0.118
	CASE	8900130488	BRONZE	SPR/RAD	35	EXT TH	176.5x142x2.5	6.95x5.51x0.096
	CASE	8900120489	BRNZ/PLN	SPR/RAD	35	EXT TH	176.5x142x2	6.95x5.51x0.077
	CASE	133000340016	GRAPHITE	SUN/RAD	28	INT TH	242.6x56.1x4.8	9.55x2.21x0.189
	CASE	133000340022	STEEL	-	2	EXT LG	288x156x3	11.34x6.14x0.118

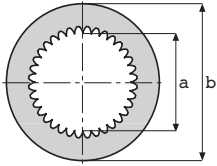


BRAND	PART NUMBER	MATERIAL	GROOVE DETAILS	TEETH	TYPE	SIZE MM	SIZE INCH
CASE	133000341001	GRAPHITE	SUN/RAD	28	INT TH	242.6x56.1x4.8	9.55x2.21x0.189
CASE	133100340013	GRAPHITE	SUN/RAD	28	INT TH	242.6x56.1x4.8	9.55x2.21x0.189
CASE	33-1518-T2	PAPER	2 PASS	88	EXT TH	189.5x141.7x3.1	7.46x5.58x0.12
CASE	S2080 S00F	STEEL	-	52	INT TH	177x130x2.4	6.97x5.12x0.094
CASE	S4070 S00F	STEEL	-	56	INT TH	204x139.8x2.4	8.03x5.5x0.094
CASE	EW205 0S02F	PAPER	2 PASS	88	EXT TH	189.5x141.7x3.1	7.46x5.58x0.12
CASE	EW208 0S00F	STEEL	-	52	INT TH	177x130x2.4	6.97x5.12x0.094
CASE	EW407 0S00F	STEEL	-	56	INT TH	204x139.8x2.4	8.03x5.5x0.094
CASE	EW512 0S00F	STEEL	-	93	EXT TH	240x171x2.6	9.45x6.73x0.102
CASE	PS205 AA00A	PAPER	2 PASS	88	EXT TH	189.5x141.5x2.2	7.46x5.57x0.087
CASE	PS408 AA01B	PAPER	WAFFLE	62	INT TH	228.5x155x2.2	9x6.1x0.087
CASE	PS508 AA00A	PAPER	2 PASS	100	EXT TH	215x151.5x2.2	8.46x5.96x0.087
CAT	1A3987	STEEL	-	88	INT TH	365.8x273.1x2.3	14.4x10.75x0.09
CAT	2A3616	STEEL	-	3	INT LUG	75.9x35.3x1.6	2.99x1.39x0.063
CAT	6A6486	PAPER	WAFFLE	18	INT TH	110x54x5.2	4.33x2.13x0.205
CAT	1B9746	STEEL	-	88	INT TH	393.7x273.1x2.3	15.5x10.75x0.09
CAT	2B3788	BRONZE	-	128	EXT TH	412.2x292.1x4.7	16.23x11.5x0.187
CAT	2B5199	BRONZE	-	104	EXT TH	335.8x215.9x5.8	13.22x8.5x0.23
CAT	2B8955	STEEL	-	63	INT TH	289.1x193.8x2.3	11.38x7.63x0.09
CAT	3B7974	BRONZE	-	128	EXT TH	412.2x292.1x4.7	16.23x11.5x0.187
CAT	4B3532	STEEL	-	77	INT TH	241.3x158.8x1.6	9.5x6.25x0.63
CAT	4B3533	BRONZE	-	119	EXT TH	254x171.5x4.7	10x6.75x0.187
CAT	4B4982	BRONZE	-	120	EXT TH	384.8x292.6x4.7	15.15x11.52x0.187
CAT	8B2864	BRONZE	-	120	EXT TH	384.8x292.6x4.7	15.15x11.52x0.187
CAT	5C0857	STEEL	-	37	EXT TH	119.6x69.9x2.8	4.71x2.75x0.11
CAT	8C7448	TAN PAPER	2 PASS	50	(52) IN TH	148.6x107.7x2.7	5.85x4.24x0.108
CAT	8C7448	GREEN PA	2 PASS	50	(52) IN TH	148.6x107.7x2.7	5.85x4.24x0.108
CAT	9C6329	PISTON	-			0x0x0	0x0x0
CAT	5D6327	STEEL	-	100	EXT TH	514.9x328.7x2.4	20.27x12.94x0.095
CAT	5D6328	CORK	-	100	EXT TH	514.9x328.7x6.9	20.27x12.94x0.27
CAT	5D6329	PAPER	3 PASS	62	INT TH	495.3x308.1x5.1	19.5x12.13x0.2
CAT	5D8526	STEEL	-	44	EXT TH	113.5x86.1x0.8	4.47x3.39x0.032
CAT	6D2348	CORK	SPIRAL	64	INT TH	381x197.6x5.5	15x7.78x0.215
CAT	6D2358	PAPER	2 PASS	18	INT TH	105.9x43.4x2.5	4.17x1.71x0.1
CAT	6D4535	STEEL	-	46	INT TH	118.7x74.7x0.8	4.67x2.94x0.031
CAT	6D4536	PAPER	2 PASS	45	INT TH	112x70x2.1	4.41x2.76x0.083
CAT	6D8977	PAPER	2 PASS	30	INT TH	106x46.2x2.5	4.17x1.82x0.98
CAT	7D3012	STEEL	-	144	EXT TH	737.9x539.8x2.5	29.05x21.25x0.1
CAT	7D3013	CORK	-	144	EXT TH	737.9x539.8x6.9	29.05x21.25x0.27
CAT	7D3014	PAPER	3 PASS	102	INT TH	715.3x511.3x5.1	28.16x20.13x0.2

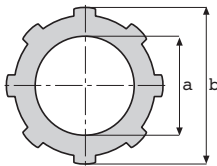
	BRAND	PART NUMBER	MATERIAL	GROOVE DETAILS	TEETH	TYPE	SIZE MM	SIZE INCH
<b>IT</b> 	CAT	7D7504	STEEL	-	100	EXT TH	514.9x328.7x2.4	20.27x12.94x0.095
	CAT	7D7671	STEEL	-	144	EXT TH	737.9x539.8x2.5	29.05x21.25x0.1
	CAT	7D8185	STEEL	-	91	EXT TH	232.6x170x1.5	9.16x6.69x0.059
<b>OL</b> 	CAT	7D8434	STEEL	-	100	EXT TH	322.8x226.6x1.9	12.71x8.92x0.075
	CAT	8D1647	PAPER	2 PASS	88	INT TH	407.9x274.1x3.8	16.06x10.79x0.15
	CAT	8D1648	STEEL	-	132	EXT TH	422.7x302.5x2.3	16.64x11.91x0.091
<b>OT</b> 	CAT	8D2421	PAPER	2 PASS	64	INT TH	306.6x198.4x3.5	12.07x7.81x0.136
	CAT	8D3879	STEEL	-	94	EXT TH	300x227x1.9	11.81x8.94x0.075
	CAT	8D3888	PAPER	2 PASS	52	INT TH	294x161x3.5	11.57x6.34x0.138
	CAT	8D4236	PAPER	2 PASS	50	INT TH	225.7x155.9x2.9	8.89x6.14x0.114
	CAT	8D8794	STEEL	-	86	EXT TH	276.9x187.5x1.5	10.9x7.38x0.059
	CAT	8D8796	PAPER	2 PASS	54	INT TH	255.5x168.4x2.8	10.06x6.63x0.112
	CAT	8D9718	STEEL	-	78	EXT TH	199.2x137x1.4	7.84x5.39x0.055
	CAT	8D9719	PAPER	2 PASS	40	INT TH	192.9x124.1x2.9	7.59x4.89x0.114
	CAT	4E7519	STEEL	-	4	EXT LG	379.2x209.5x6.7	14.93x8.25x0.266
	CAT	8E0401	STEEL	-	30	EXT TH	200.5x140x4	7.89x5.51x0.157
	CAT	8E0682	STEEL	-	54	EXT TH	139x99x4	5.47x3.9x0.157
	CAT	8E0684	BRONZE	4 PASS	114	INT TH	412x285x4.9	16.22x11.22x0.193
	CAT	8E0985	ELASTOMER	SPR/RAD/WAG	101	INT TH	534x417x5.6	21.02x16.42x0.22
	CAT	ALTERNATIVE	CARBON	WAFFLE	101	INT TH	534x417x5.6	21.02x16.42x0.22
	CAT	8E1204	PAPER	2 PASS	40	EXT TH	280.4x200x4.3	11.04x7.87x0.169
	CAT	8E1459	STEEL	-	54	EXT TH	139x99x2	5.47x3.9x0.079
	CAT	8E2153	ELASTOMER	SPR/RAD	52	INT TH	160x108x4	6.3x4.25x0.157
	CAT	8E2183	PAPER	3 PASS	80	INT TH	540x400x5.1	21.26x15.74x0.2
	CAT	8E2729	ELASTOMER	SPR/RAD/WAG	80	INT TH	432.1x337.8x5.6	17.01x13.3x0.22
	CAT	ALTERNATIVE	CARBON	WAFFLE	80	INT TH	432.1x337.8x5.6	17.01x13.3x0.22
	CAT	8E3980	STEEL	-	54	EXT TH	139.2x98.6x3	5.48x3.88x0.118
	CAT	8E4075	ORGANIC	-	71	EXT TH	303.5x213x4.9	11.95x8.38x0.193
	CAT	8E4526	CARBON PA	SUNBURST	88	INT TH	393.7x273.3x4.7	15.5x10.76x0.185
	CAT	8E5556	STEEL	-	52	EXT TH	168x98.6x3	6.61x3.88x0.118
	CAT	8E5621	STEEL	-	6	EXT LG	606x454x6.4	23.86x17.87x0.25
	CAT	8E5622	STEEL	-	6	EXT LG	607x454x6.4	23.9x17.87x0.25
	CAT	8E5707	END PLATE	STEPPED	54	EXT TH	138.8x99.1x12	5.46x3.9x0.472
	CAT	8E5820	ORGANIC	-		LINING	137.2x31.8x4.7	5.4x1.25x0.185
	CAT	8E6115	STEEL	-	36	EXT TH	170x117.5x2.2	6.69x4.63x0.087
	CAT	8E6931	BRONZE	SPR/RAD	45	INT TH	133.4x92.7x2.1	5.25x3.65x0.082
	CAT	8E6937	BRONZE	RADIAL	52	INT TH	148.6x107.7x2.6	5.85x4.24x0.102
CAT	8E6938	STEEL	-	60	EXT TH	154.2x113.8x1.8	6.07x4.48x0.07	
CAT	8E6942	STEEL	-	16	(24)EX TH	257.2x190.6x1.9	10.13x7.5x0.075	
CAT	8E6961	GRAPHITE	2 PASS	72	INT TH	233.4x175.5x4	9.19x6.91x0.156	
CAT	8E7628	BRONZE	-	119	EXT TH	254x171.5x4.7	10x6.75x0.187	



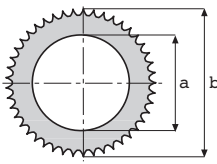
IT



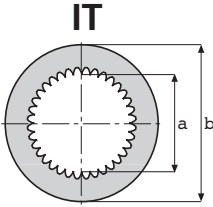
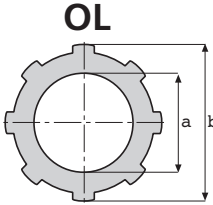
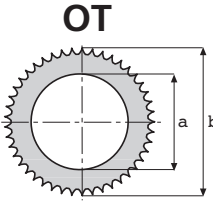



OL

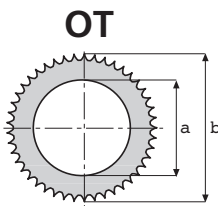
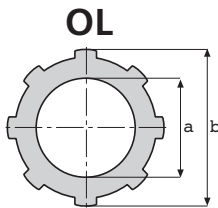
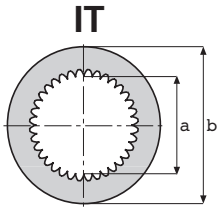


OT

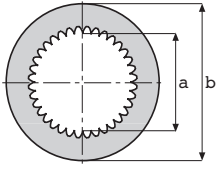
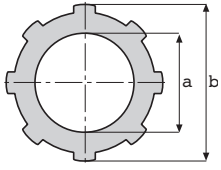
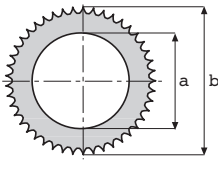



BRAND	PART NUMBER	MATERIAL	GROOVE DETAILS	TEETH	TYPE	SIZE MM	SIZE INCH
CAT	8E8328	PAPER	2 PASS	114	INT TH	412x286x4.8	16.22x11.26x0.189
CAT	8E8832	PAPER	2 PASS	52	INT TH	148.6x107.7x1.8	5.85x4.24x0.07
CAT	8E9846	STEEL	-	6	EXT LG	336x233.4x3.2	13.23x9.19x0.125
CAT	8E9849	ELASTOMER	SPE/RAD/WAG	61	INT TH	281.7x220x4.9	11.09x8.66x0.193
CAT	2F8621	BRONZE	-	120	EXT TH	384.8x292.6x4.7	15.15x11.52x0.187
CAT	3F5504	BRONZE	-	95	EXT TH	305.6x212.6x4.7	12.03x8.37x0.187
CAT	3F9073	STEEL	-	63	INT TH	289.1x193.8x2.3	11.38x7.63x0.09
CAT	4F1856	BRONZE	-	119	EXT TH	254x171.5x4.7	10x6.75x0.187
CAT	8F4453	STEEL	-	8	INT LG	393.7x273.8x2.4	15.5x10.78x0.094
CAT	2G0475	PAPER	-	74	INT TH	178x116.4x2.9	7.01x4.58x0.114
CAT	2G0478	STEEL	-	44	EXT TH	189x124x1.5	7.44x4.88x0.057
CAT	2G9908	PAPER	2 PASS	54	INT TH	255.5x168.4x2.8	10.06x6.63x0.112
CAT	2G9909	PAPER	2 PASS	64	INT TH	306.6x198.4x3.5	12.07x7.81x0.136
CAT	2G9911	PAPER	2 PASS	88	INT TH	407.9x274.1x3.8	16.06x10.79x0.15
CAT	6G6500	CORK	-	176	EXT TH	900.7x692.2x6.9	35.46x27.25x0.27
CAT	7G0437	STEEL	-	6	EXT LG	336x233.4x3.2	13.23x9.19x0.125
CAT	7G0824	STEEL	-	51	EXT TH	357x283x5	14.06x11.14x0.197
CAT	7G0825	STEEL	-	5	EXT LG	415.4x320x6.4	16.35x12.6x0.25
CAT	7G1252	STEEL	-	142	EXT TH	452x344x2.3	17.8x13.54x0.09
CAT	7G1968	STEEL	-	54	EXT TH	139.2x98.6x3	5.48x3.88x0.118
CAT	7G1969	STEEL	-	54	EXT TH	139.2x98.6x3	5.48x3.88x0.118
CAT	7G2828	STEEL	-	4	EXT LG	329x186x5	12.95x7.32x0.197
CAT	7G3129	PAPER	SPR/RAD	75	INT TH	344.9x271x5.6	13.58x10.67x0.222
CAT	7G5377	STEEL	-	60	EXT TH	154.2x113.8x3.1	6.07x4.48x0.123
CAT	7G8107	BRONZE	SUNBURST	43	(44)IN TH	196.9x137.7x2.8	7.75x5.42x0.109
CAT	7G8542	PAPER	2 PASS	45	INT TH	133.1x92.7x2.1	5.24x3.65x0.083
CAT	8G3420	PAPER	3 PASS	58	INT TH	266.2x181.6x4.8	10.48x7.15x0.19
CAT	8G4510	STEEL	-	86	EXT TH	275.6x192x2.3	10.85x7.56x0.091
CAT	8G4511	STEEL	-	126	EXT TH	402x338x2.3	15.83x13.3x0.091
CAT	9G1303	PAPER	2 PASS	52	INT TH	148.6x107.7x1.8	5.85x4.24x0.07
CAT	9G2407	ELASTOMER	SPR/RAD/WAG	101	INT TH	534x417x5.6	21.02x16.42x0.22
CAT	ALTERNATIVE	CARBON	WAFFLE	101	INT TH	534x417x5.6	21.02x16.42x0.22
CAT	9G2408	GRAPHITE	SPR/RAD/WAG	80	INT TH	432.1x337.8x5.6	17.01x13.3x0.22
CAT	9G2408	ELASTOMER	SPR/RAD/WAG	80	INT TH	432.1x337.8x5.6	17.01x13.3x0.22
CAT	ALTERNATIVE	CARBON	WAFFLE	80	INT TH	432.1x337.8x5.6	17.01x13.3x0.22
CAT	9G4400	GRAPHITE	SPR/RAD	75	INT TH	344.9x271x5.6	13.58x10.67x0.222
CAT	9G5287	ELASTOMER	SPR/RAD/WAG	80	INT TH	432.1x337.8x5.6	17.01x13.3x0.22
CAT	ALTERNATIVE	CARBON	WAFFLE	80	INT TH	432.1x337.8x5.6	17.01x13.3x0.22
CAT	9G5288	ELASTOMER	SPR/RAD/WAG	101	INT TH	534x417x5.6	21.02x16.42x0.22
CAT	ALTERNATIVE	CARBON	WAFFLE	101	INT TH	534x417x5.6	21.02x16.42x0.22
CAT	9G7403	GRAPHITE	SPR/RAD	65	INT TH	283.3x204.2x5	11.15x8.04x0.197

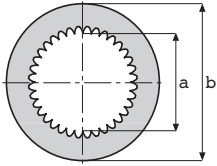
	BRAND	PART NUMBER	MATERIAL	GROOVE DETAILS	TEETH	TYPE	SIZE MM	SIZE INCH
     	CAT	9G7463	STEEL	-	6	EXT LG	595x454x6.4	23.43x17.87x0.25
	CAT	9G8542	PAPER	2 PASS	45	INT TH	133.1x92.7x2.1	5.24x3.65x0.083
	CAT	9G9883	STEEL	-	6	EXT LG	584.2x453.4x6.4	23x17.85x0.25
	CAT	1H8379	ORGANIC	-		LINING	137.2x31.8x4.7	5.4x1.25x0.185
	CAT	2H6121	BRONZE	SPR/WAG	64	INT TH	355.6x200.2x7.1	14x7.88x0.28
	CAT	2H6936	STEEL	-	8	INT LG	289.1x194.1x2.3	11.38x7.64x0.09
	CAT	3H2725	STEEL	-	72	EXT TH	468.1x311x6.4	18.43x12.24x0.25
	CAT	4H2922	BRONZE	SPR/WAG	94	INT TH	444.5x295.5x7.1	17.5x11.63x0.28
	CAT	4H2923	BRONZE	SPR/WAG	64	INT TH	355.6x200.2x7.1	14x7.88x0.28
	CAT	5H0047	STEEL	-	78	EXT TH	400.1x241.3x6.4	15.75x9.5x0.25
	CAT	5H0048	CORK	SPIRAL	64	INT TH	381x197.6x5.5	15x7.78x0.215
	CAT	5H8530	BRONZE	-	119	EXT TH	255.5x171.5x4.7	10.06x6.75x0.187
	CAT	6H2839	STEEL	-	6	EXT LG	577.9x452.1x6.4	22.75x17.8x0.25
	CAT	7H2060	STEEL	-	8	INT LG	393.7x273.8x2.4	15.5x10.78x0.094
	CAT	7H2118	BRONZE	SPR/WAG	128	EXT TH	412.2x292.1x4.7	16.23x11.5x0.187
	CAT	8H1331	BRONZE	SPR/WAG	128	EXT TH	412.2x292.1x4.7	16.23x11.5x0.187
	CAT	9H9705	BRONZE	SPR/RAD	138	INT TH	533.4x435.1x5.6	21x17.13x0.22
	CAT	9H9709	STEEL	-	8	INT LG	368.3x273.1x2.3	14.5x10.75x0.09
	CAT	5I8629	STEEL	-	12	EXT LG	163.6x140x1.6	6.44x5.51x0.063
	CAT	5I8630	PAPER	2 PASS	36	(43)IN TH	156x129x1.8	6.14x5.08x0.071
	CAT	6I8028	PAPER	2 PASS	61	INT TH	281.7x220x4.9	11.09x8.66x0.193
	CAT	6I8029	PAPER	2 PASS	35	INT TH	184.7x125.7x4.9	7.27x4.95x0.193
	CAT	6I8030	CARBON PA	WAFFLE	18	INT TH	422x88x9.1	16.61x3.46x0.358
	CAT	6I8500	STEEL	-	5	EXT LG	380x284x5	14.96x11.18x0.197
	CAT	6I8597	CARBON PA	3 PASS	101	INT TH	533.2x418.3x5.6	20.99x16.47x0.22
	CAT	6I8911	PAPER	2 PASS	52	INT TH	216x128x4	8.5x5.04x0.157
	CAT	6I8912	PAPER	2 PASS	52	INT TH	190x128x4	7.48x5.04x0.157
	CAT	6I8915	BRONZE	SPR/WAG	142	EXT TH	457.2x342.9x4.7	18x13.5x0.185
	CAT	6I8916	BRONZE	SPR/WAG	128	EXT TH	412.2x292.1x4.7	16.23x11.5x0.187
	CAT	6I9255	GRAPHITE	SPR/RAD	65	INT TH	283.3x204.2x5	11.15x8.04x0.197
	CAT	6I9502	STEEL	-	42	EXT TH	202x138.3x3	7.95x5.44x0.118
	CAT	6I9509	STEEL	-	3	INT LG	297.4x175.5x2.5	11.71x6.91x0.098
	CAT	6I9510	STEEL	-	3	INT LG	371x203.2x2.5	14.61x9.06x0.096
CAT	8I3880	STEEL	-	6	EXT LG	199x130x2.6	7.83x5.12x0.102	
CAT	8I3881	PAPER	2 PASS	19	IN TH	178x34x4.8	7.01x1.34x0.189	
CAT	8I4482	END PLATE	STEPPED	4	EXT LG	129x74x5	5.08x2.91x0.197	
CAT	8I4483	PAPER	2 PASS	33	INT TH	117.9x68.1x2.2	4.65x2.68x0.087	
CAT	8I4484	STEEL	-	4	EXT LG	129x76x1.5	5.08x2.99x0.059	
CAT	2J5262	BRONZE	WAGON	136	EXT TH	435.6x321.6x4.7	17.15x12.66x0.184	
CAT	2J5513	BRONZE	WAGON	120	EXT TH	384.8x292.6x4.7	15.15x11.52x0.187	
CAT	3J1151	BRONZE	WAGON	122	EXT TH	359x269.2x4.7	14.13x10.6x0.185	



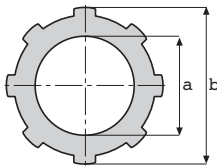
BRAND	PART NUMBER	MATERIAL	GROOVE DETAILS	TEETH	TYPE	SIZE MM	SIZE INCH
CAT	1K8953	STEEL	-	5	EXT LG	326.4x233x6.4	12.85x8.78x0.25
CAT	2K5706	BRONZE	SPR/RAD	66	INT TH	285.6x204.5x5	11.24x8.05x0.197
CAT	3K1385	STEEL	-	5	EXT LG	386.1x263.4x6.4	15.2x10.37x0.25
CAT	3K2299	BRONZE	SPR/RAD	78	INT TH	331.5x244.9x5	13.05x9.64x0.196
CAT	3K3825	BRONZE	SPR/RAD	56	INT TH	265.2x173x4.1	10.44x6.81x0.161
CAT	4K1317	STEEL	-	8	INT LG	288.5x194.1x2	11.36x7.64x0.08
CAT	4K1333	BRONZE	SPR/WAG	95	EXT TH	304.8x212.9x4.3	12x8.38x0.168
CAT	4K4587	BRONZE	SPR/RAD	122	EXT TH	370x280x4.8	14.57x11.02x0.189
CAT	5K4587	BRONZE	SPR/WAG	50	INT TH	305x156x7.1	12.01x6.14x0.28
CAT	5K8616	STEEL	-	8	INT LG	288.5x194.1x2	11.36x7.64x0.08
CAT	5K8617	PAPER	2 PASS	95	EXT TH	304.8x212.9x3.8	12x8.38x0.15
CAT	6K6466	BRONZE	SPR/WAG	50	INT TH	305x156x7.1	12.01x6.14x0.28
CAT	8K0507	PAPER	2 PASS	24	INT TH	177.6x73.3x5.2	6.99x2.88x0.205
CAT	8K0509	STEEL	-	44	EXT TH	189x83x4.7	7.44x3.27x0.185
CAT	2L1752	STEEL	-	40	INT TH	203.2x122.8x2.3	8x4.83x0.091
CAT	2L1753	BRONZE	SPR/RAD	12	EXT LG	236x139.7x3.1	9.29x5.5x0.122
CAT	3L8440	BRONZE	SPR/RAD	12	EXT LG	236x139.7x3.1	9.29x5.5x0.122
CAT	4L9785	BRONZE	WAFFLE	76	EXT TH	164.1x103.1x2.8	6.46x4.06x0.11
CAT	6L2179	STEEL	-	45	INT TH	152.4x92.5x1.6	6x3.64x0.063
CAT	6L9719	STEEL	-	42	INT TH	101.6x64.8x1.6	4x2.55x0.063
CAT	6L9720	BRONZE	RADIAL	68	EXT TH	112.3x71.3x2.1	4.42x2.81x0.083
CAT	7L5123	BRONZE	WAFFLE	88	EXT TH	189.5x117.6x3.1	7.46x4.63x0.122
CAT	7L7782	BRONZE	WAFFLE	76	EXT TH	164.1x103.1x2.8	6.46x4.06x0.11
CAT	9L2179	STEEL	-	45	INT TH	152.4x92.5x1.5	6x3.64x0.06
CAT	2M2179	STEEL	-	6	EXT LG	407.9x247x6.4	16.06x9.72x0.25
CAT	2M8911	BRONZE	SPR/WAG	142	EXT TH	457.2x342.9x4.7	18x13.5x0.185
CAT	2M8912	STEEL	-	8	INT LG	438.2x325.1x2.3	17.25x12.8x0.09
CAT	4M1625	STEEL	-	6	EXT LG	529.6x407.5x6.7	20.85x16.04x0.265
CAT	4M5863	BRONZE	SPR/RAD	142	INT TH	533.4x445.8x5.6	21x17.55x0.22
CAT	4M7098	BRONZE	SPR/RAD	108	INT TH	431.8x337.8x5.6	17x13.3x0.22
CAT	4M7124	BRONZE	SPR/RAD	124	INT TH	482.6x388.6x5.6	19x15.3x0.219
CAT	4M8914	STEEL	-	5	EXT LG	305.8x189.1x6.4	12.04x7.44x0.25
CAT	5M1199	BRONZE	SPR/WAG	120	EXT TH	384x291.3x4.7	15.12x11.47x0.185
CAT	5M2096	STEEL	-	6	EXT LG	577.9x464.3x6.4	22.75x18.28x0.25
CAT	5M6122	BRONZE	SPR/RAD	96	INT TH	381x300x5.6	15x11.81x0.22
CAT	7M1385	BRONZE	SPR/RAD	138	INT TH	533.4x435.1x5.6	21x17.13x0.22
CAT	7M5713	BRONZE	SPR/RAD	108	INT TH	431.8x337.8x5.6	17x13.3x0.22
CAT	7M5745	BRONZE	SPR/RAD	138	INT TH	533.4x435.1x5.6	21x17.13x0.22
CAT	7M5760	BRONZE	SPR/RAD	138	INT TH	533.4x435.1x5.6	21x17.13x0.22
CAT	7M5781	BRONZE	SPR/RAD	65	INT TH	286x204x4.9	11.26x8.03x0.193
CAT	8M2476	BRONZE	SPR/RAD	56	INT TH	265.2x173x4.1	10.44x6.81x0.161

	BRAND	PART NUMBER	MATERIAL	GROOVE DETAILS	TEETH	TYPE	SIZE MM	SIZE INCH
<b>IT</b> 	CAT	8M5046	BRONZE	SPR/RAD	108	INT TH	431.8x337.8x5.6	17x13.3x0.22
	CAT	8M5047	BRONZE	SPR/RAD	138	INT TH	533.4x435.1x5.6	21x17.13x0.22
	CAT	8M5070	BRONZE	SPR/RAD	142	INT TH	533.4x445.8x5.6	21x17.55x0.22
<b>OL</b> 	CAT	8M5136	BRONZE	SPR/RAD	56	INT TH	265.2x173x4.6	10.44x6.81x0.18
	CAT	8M6357	BRONZE	SPR/RAD	56	INT TH	265.2x173x4.1	10.44x6.81x0.161
	CAT	8M6358	BRONZE	SPR/RAD	108	INT TH	431.8x337.8x5.6	17x13.3x0.22
<b>OT</b> 	CAT	8M6458	BRONZE	SPR/RAD	108	INT TH	431.8x337.8x5.6	17x13.3x0.22
	CAT	8M8550	BRONZE	SPR/RAD	108	INT TH	431.8x337.8x5.6	17x13.3x0.22
	CAT	8M8610	STEEL	-	6	EXT LG	477x355.6x6.7	18.78x14x0.265
	CAT	8M8651	STEEL	-	5	EXT LG	411.5x317.5x6.4	16.2x12.5x0.25
	CAT	9M2176	BRONZE	SPR/RAD	65	INT TH	286x204x4.9	11.26x8.03x0.193
	CAT	9M7471	STEEL	-	72	EXT TH	369.8x222.3x6.4	14.56x8.75x0.25
	CAT	2N2428	BRONZE	RADIAL	68	EXT TH	112.3x71.3x2.1	4.42x2.81x0.083
	CAT	5N1884	STEEL	-	40	INT TH	203.2x122.8x2.3	8x4.83x0.091
	CAT	9N4325	PAPER	-	51	(55)IN TH	267x172x4.6	10.51x6.77x0.181
	CAT	9N4331	STEEL	-	6	EXT LG	595x454x6.4	23.43x17.87x0.25
	CAT	9N4332	STEEL	-	6	EXT LG	584.2x453.4x6.4	23x17.85x0.25
	CAT	9N4333	STEEL	-	6	EXT LG	529.6x407.5x6.7	20.85x16.04x0.265
	CAT	9N4617	PAPER	3 PASS	58	INT TH	266.2x181.6x4.8	10.48x7.15x0.19
	CAT	1P4110	BRONZE	SPR/RAD	96	INT TH	381x300x5.6	15x11.81x0.22
	CAT	1P6996	BRONZE	SPR/WAG	128	EXT TH	412.2x292.1x4.7	16.23x11.5x0.187
	CAT	1P9256	STEEL	-	70	EXT TH	224.5x177.8x3	8.84x7x0.12
	CAT	2P2903	STEEL	-	5	EXT LG	306.3x213.4x6.4	12.06x8.4x0.25
	CAT	2P3719	PAPER	2 PASS	54	INT TH	215x168.4x2.9	8.46x6.63x0.116
	CAT	2P3747	PAPER	2 PASS	24	INT TH	120.4x73.4x3	4.74x2.89x0.118
	CAT	2P4370	STEEL	-	56	INT TH	268x173.5x3.2	10.55x6.83x0.126
	CAT	2P4371	PAPER	2 PASS	75	EXT TH	277.6x189x3.3	10.93x7.44x0.129
	CAT	2P4472	STEEL	-	5	EXT LG	411.5x317.5x6.4	16.2x12.5x0.25
	CAT	2P5698	STEEL	-	3	INT LG	371x203.2x2.5	14.61x9.06x0.096
	CAT	2P5725	STEEL	-	3	INT LG	297.4x175.5x2.5	11.71x6.91x0.098
	CAT	2P9314	CARBON PA	SPR/RAD	12	EXT LG	361.9x241.6x6.2	14.25x9.51x0.242
	CAT	2P9336	PAPER	SPR/RAD	12	EXT LG	420x254x6.3	16.54x10x0.248
	CAT	2P9343	PAPER	2 PASS	75	EXT TH	277.6x189x3.3	10.93x7.44x0.129
	CAT	3P0337	STEEL	-	24	INT TH	215.9x155.7x2.8	8.5x6.13x0.11
	CAT	3P0340	PAPER	2 PASS	32	EXT TH	224.8x165.1x4.3	8.85x6.5x0.17
	CAT	3P0392	PAPER	2 PASS	40	EXT TH	280.4x200x4.3	11.04x7.87x0.169
	CAT	3P0801	STEEL	-	32	EXT LG	224.8x177.8x4.8	8.85x7x0.189
	CAT	3P0805	PAPER	2 PASS	54	INT TH	215x168.4x2.9	8.46x6.63x0.116
	CAT	3P0818	STEEL	-	81	EXT TH	296.5x222x4.7	11.67x8.74x0.185
CAT	3P0819	STEEL	-	81	EXT TH	296.5x222x9.5	11.67x8.74x0.374	
CAT	3P1686	STEEL	-	6	EXT LG	577.9x452.1x6.4	22.75x17.8x0.25	

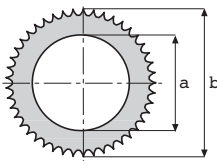
IT



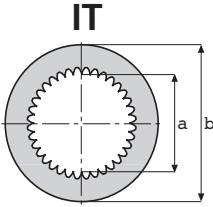
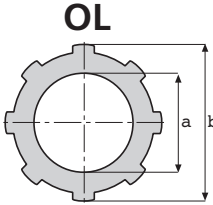
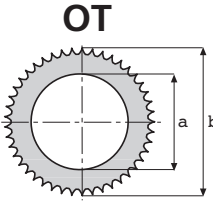



OL



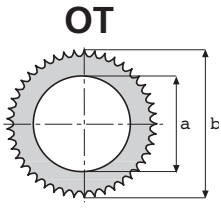
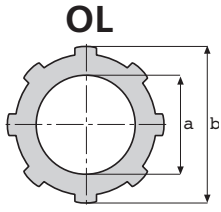
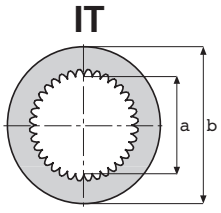
OT

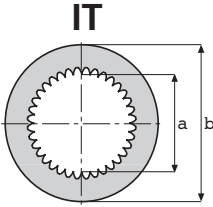
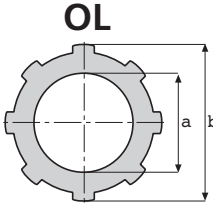
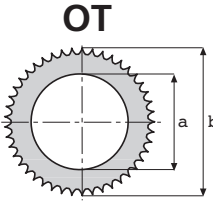





BRAND	PART NUMBER	MATERIAL	GROOVE DETAILS	TEETH	TYPE	SIZE MM	SIZE INCH
CAT	3P1687	STEEL	-	6	EXT LG	577.9x464.3x6.4	22.75x18.28x0.25
CAT	3P2346	STEEL	-	6	EXT LG	477x355.6x6.7	18.78x14x0.265
CAT	3P2855	STEEL	-	28	INT TH	268.2x191.1x2.8	10.56x7.52x0.11
CAT	3P3241	STEEL	-	72	EXT TH	369.8x222.3x6.4	14.56x8.75x0.25
CAT	3P3561	BRONZE	SPR/WAG	96	INT TH	381x300x5.6	15x11.81x0.22
CAT	3P4057	STEEL	-	6	EXT LG	529.6x407.5x6.7	20.85x16.04x0.265
CAT	3P5431	GRAPHITE	SPR/RAD	65	INT TH	283.3x204.2x5	11.15x8.04x0.197
CAT	3P5955	BRONZE	SPR/RAD	101	INT TH	311.2x252.5x5	12.25x9.94x0.195
CAT	3P6076	ELASTOMER	SPR/RAD/WAG	101	INT TH	534x417x5.6	21.02x16.42x0.22
CAT	ALTERNATIVE	CARBON	WAFFLE	101	INT TH	534x417x5.6	21.02x16.42x0.22
CAT	3P6077	ELASTOMER	SPR/RAD/WAG	101	INT TH	534x417x5.6	21.02x16.42x0.22
CAT	ALTERNATIVE	CARBON	WAFFLE	101	INT TH	534x417x5.6	21.02x16.42x0.22
CAT	3P6183	ELASTOMER	SPR/RAD/WAG	80	INT TH	432.1x337.8x5.6	17.01x13.3x0.22
CAT	ALTERNATIVE	CARBON	WAFFLE	80	INT TH	432.1x337.8x5.6	17.01x13.3x0.22
CAT	3P7447	STEEL	-	6	EXT LG	477x355.6x6.7	18.78x14x0.265
CAT	3P7489	STEEL	-	40	EXT TH	297.9x223.3x3.2	11.73x8.79x0.125
CAT	3P7584	STEEL	-	6	EXT LG	584.2x438.7x6.4	23x17.27x0.25
CAT	3P8160	STEEL	-	39	EXT TH	273x213.4x4.7	10.75x8.4x0.185
CAT	3P8393	STEEL	-	5	EXT LG	306.3x213.4x6.4	12.06x8.4x0.25
CAT	3P9403	BRONZE	SPR/RAD	81	INT TH	264.9x201.8x4.6	10.43x7.95x0.183
CAT	3P9405	STEEL	-	5	EXT LG	306.3x213.4x6.4	12.06x8.4x0.25
CAT	6P3089	PAPER	2 PASS	36	INT TH	144x87.9x3	5.67x3.46x0.118
CAT	6P5404	STEEL	-	128	EXT LG	410x292.1x2.3	16.14x11.5x0.09
CAT	6P5615	STEEL	-	6	EXT LG	577.9x452.1x6.4	22.75x17.8x0.25
CAT	6P7968	STEEL	-	28	EXT TH	196.9x138.9x3.2	7.75x5.47x0.125
CAT	7P3106	PAPER	2 PASS	56	EXT TH	239x157x4	9.41x6.18x0.157
CAT	7P4673	STEEL	-	50	INT TH	229x77x2.3	9.02x3.03x0.091
CAT	8P1656	STEEL	-	5	EXT LG	353.1x263.1x6.4	13.9x10.36x0.25
CAT	8P1964	STEEL	-	36	EXT TH	252.2x186.2x4	9.93x7.33x0.157
CAT	8P2051	STEEL	-	5	EXT LG	380x284x5	14.96x11.18x0.197
CAT	8P4316	BRONZE	SUNBURST	88	INT TH	393.7x273.3x4.7	15.5x10.76x0.185
CAT	8P4736	BRONZE	SPR/WAG	138	INT TH	533.4x435.1x5.6	21x17.13x0.22
CAT	8P5646	BRONZE	SPR/WAG	108	INT TH	431.8x337.8x5.6	17x13.3x0.22
CAT	8P5687	STEEL	-	6	EXT LG	482x355.6x6.7	19x14x0.265
CAT	8P8360	PAPER	SUNBURST	88	INT TH	393.7x273.3x4.7	15.5x10.76x0.185
CAT	8P8679	PAPER	2 PASS	96	INT TH	381x300x5.6	15x11.81x0.22
CAT	8P8680	PAPER	2 PASS	101	INT TH	311.2x253x5.1	12.25x9.96x0.2
CAT	8P8681	PAPER	2 PASS	87	EXT TH	277.9x209.6x5	10.94x8.25x0.196
CAT	8P8682	PAPER	2 PASS	54	INT TH	215x168.4x2.9	8.46x6.63x0.116
CAT	8P8683	PAPER	RAD/WAG	81	INT TH	264.9x201.8x4.6	10.43x7.95x0.183
CAT	8P8921	STEEL	-	5	EXT LG	326.4x233x6.4	12.85x8.78x0.25

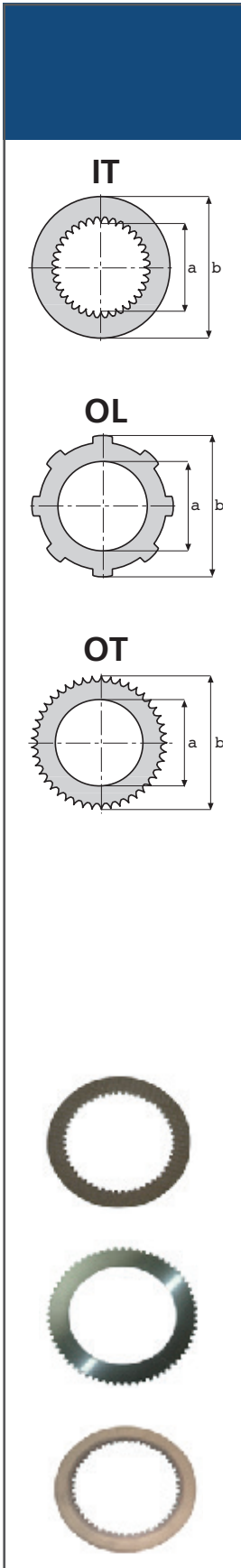
	BRAND	PART NUMBER	MATERIAL	GROOVE DETAILS	TEETH	TYPE	SIZE MM	SIZE INCH
IT 	CAT	8P9293	PAPER	2 PASS	35	INT TH	184.7x125.7x4.9	7.27x4.95x0.193
	CAT	8P9294	PAPER	2 PASS	61	INT TH	281.7x220x4.9	11.09x8.66x0.193
	CAT	8P9558	PAPER	SUNBURST	104	INT TH	440x326x4.8	17.32x12.83x0.189
OL 	CAT	8P9559	BRONZE	SUNBURST	104	INT TH	440x326x4.7	17.32x12.83x0.185
	CAT	9P1861	PAPER	2 PASS	48	INT TH	240x172.7x5.1	9.45x6.8x0.2
	CAT	9P3242	STEEL	-	4	EXT LG	284x146x3.2	11.18x5.75x0.126
OT 	CAT	9P3664	ELASTOMER	SPR/RAD/WAG	101	INT TH	534x417x5.6	21.02x16.42x0.22
	CAT	ALTERNATIVE	CARBON	WAFFLE	101	INT TH	534x417x5.6	21.02x16.42x0.22
	CAT	9P3665	ELASTOMER	SPR/RAD/WAG	80	INT TH	432.1x337.8x5.6	17.01x13.3x0.22
	CAT	ALTERNATIVE	CARBON	WAFFLE	80	INT TH	432.1x337.8x5.6	17.01x13.3x0.22
	CAT	9P3667	ELASTOMER	SPR/RAD/WAG	80	INT TH	432.1x337.8x5.6	17.01x13.3x0.22
	CAT	ALTERNATIVE	CARBON	WAFFLE	80	INT TH	432.1x337.8x5.6	17.01x13.3x0.22
	CAT	9P4251	BRONZE	SPR/WAG	96	INT TH	381x300x5.6	15x11.81x0.22
	CAT	9P4253	BRONZE	SPR/WAG	62	INT TH	311.2x192.5x5	12.25x7.58x0.197
	CAT	9P4254	BRONZE	SPR/WAG	65	INT TH	286x204x4.9	11.26x8.03x0.193
	CAT	9P4878	BRONZE	SPR/RAD	78	INT TH	331.5x244.9x5	13.05x9.64x0.196
	CAT	9P5083	ELASTOMER	SPR/RAD/WAG	101	INT TH	534x417x5.6	21.02x16.42x0.22
	CAT	ALTERNATIVE	CARBON	WAFFLE	101	INT TH	534x417x5.6	21.02x16.42x0.22
	CAT	9P5084	ELASTOMER	SPR/RAD/WAG	101	INT TH	534x417x5.6	21.02x16.42x0.22
	CAT	ALTERNATIVE	CARBON	WAFFLE	101	INT TH	534x417x5.6	21.02x16.42x0.22
	CAT	9P5254	BRONZE	SPR/RAD	96	INT TH	381x300x5.6	15x11.81x0.22
	CAT	9P5499	ELASTOMER	SPR/RAD/WAG	80	INT TH	432.1x337.8x5.6	17.01x13.3x0.22
	CAT	ALTERNATIVE	CARBON	WAFFLE	80	INT TH	432.1x337.8x5.6	17.01x13.3x0.22
	CAT	9P5500	ELASTOMER	SPR/RAD/WAG	80	INT TH	432.1x337.8x5.6	17.01x13.3x0.22
	CAT	ALTERNATIVE	CARBON	WAFFLE	80	INT TH	432.1x337.8x5.6	17.01x13.3x0.22
	CAT	9P6082	GRAPHITE	SPR/RAD	65	INT TH	283.3x204.2x5	11.15x8.04x0.197
	CAT	9P6903	STEEL	-	22	EXT TH	155x98.8x2	6.1x3.89x0.078
	CAT	9P7101	STEEL	-	6	EXT LG	265.9x178.1x3.2	10.47x7.01x0.125
	CAT	9P7390	ELASTOMER	SPR/RAD	75	INT TH	344.9x271x5.6	13.58x10.67x0.222
	CAT	ALTERNATIVE	CARBON	WAFFLE	75	INT TH	344.9x271x5.6	13.58x10.67x0.222
	CAT	9P9382	GRAPHITE	SUNBURST	120	EXT TH	384.8x291.3x4.8	15.15x11.47x0.189
	CAT	4Q1246	MOLYBDENUM	SPR/WAG	26	INT TH	147.8x75.4x3	5.82x2.97x0.118
	CAT	8Q2445	PAPER	2 PASS	19	IN TH	178x34x4.8	7.01x1.34x0.189
	CAT	8R6941	STEEL	-	189	(203)EX TH	1038.4x810.3x4.1	40.88x31.9x0.161
	CAT	8R8733	STEEL	HARDENED	4	EXT LG	211.2x102.3x3.9	8.31x4.03x0.154
	CAT	8R8734	STEEL	HARDENED	4	EXT LG	211.2x102.3x4	8.31x4.03x0.157
	CAT	8R8735	STEEL	HARDENED	4	EXT LG	211.2x102.3x4.1	8.31x4.03x0.161
	CAT	8R8736	MOLYBDENUM	SPR/RAD	44	INT TH	191.3x94.2x4.1	7.53x3.71x0.161
	CAT	8R9300	STEEL	HARDENED	4	EXT LG	189.8x92.1x3	7.47x3.63x0.118
	CAT	8R9301	STEEL	HARDENED	4	EXT LG	189.8x92.1x2.9	7.47x3.63x0.114
	CAT	8R9302	STEEL	HARDENED	4	EXT LG	190x92.3x3.1	7.48x3.63x0.122

BRAND	PART NUMBER	MATERIAL	GROOVE DETAILS	TEETH	TYPE	SIZE MM	SIZE INCH
CAT	8R9303	MOLYBDENUM	SPR/WAG	40	INT TH	172x84.1x3	6.77x3.31x0.118
CAT	9R2476	STEEL	-	1	EXT LG	209.3x114.3x2.7	8.24x4.5x0.106
CAT	9R2477	BRONZE	SPR/WAG	22	INT TH	204.5x53.3x4.8	8.05x2.1x0.19
CAT	9R9401	STEEL	-	1	EXT SL	209.2x124x4.5	8.24x4.88x0.177
CAT	150057	STEEL	-	6	EXT LG	343x210x6.4	13.5x8.27x0.25
CAT	151361	STEEL	-	8	INT LG	368.3x273x3.6	14.5x10.75x0.142
CAT	153736	BRONZE	SPR/RAD	124	INT TH	482.6x388.6x5.6	19x15.3x0.219
CAT	153739	BRONZE	SPR/RAD	96	INT TH	381x300x5.6	15x11.81x0.22
CAT	158183	BRONZE	SPR/WAG	64	INT TH	355.6x200.2x7.1	14x7.88x0.28
CAT	158184	BRONZE	SPR/WAG	94	INT TH	444.5x295.5x7.1	17.5x11.63x0.28
CAT	158491	BRONZE	SPR/WAG	62	INT TH	311.2x192.5x5	12.25x7.58x0.197
CAT	251456	BRONZE	SPR/RAD	66	INT TH	285.6x204.5x5	11.24x8.05x0.197
CAT	254983	PAPER	2 PASS	87	EXT TH	277.9x209.6x5	10.94x8.25x0.196
CAT	254983	BRONZE	SPR/RAD	87	EXT TH	277.6x209.5x5	10.94x8.25x0.196
CAT	255735	STEEL	-	6	EXT LG	485.9x355.6x6.7	19.13x14x0.265
CAT	255736	STEEL	-	6	EXT LG	482x355.6x6.7	19x14x0.265
CAT	259018	STEEL	-	5	EXT LG	369.8x263.1x6.4	14.56x10.36x0.25
CAT	350040	STEEL	-	5	EXT LG	432.2x316.2x6.4	17.02x12.45x0.25
CAT	350044	STEEL	-	5	EXT LG	342.2x223x6.4	13.47x8.78x0.25
CAT	351168	STEEL	-	5	EXT LG	353.1x263.1x6.4	13.9x10.36x0.25
CAT	351188	BRONZE	SPR/RAD	101	INT TH	311.2x252.5x5	12.25x9.94x0.195
CAT	351691	STEEL	-	8	INT LG	368.3x273.1x2.3	14.5x10.75x0.09
CAT	357978	STEEL	-	5	EXT LG	306.3x213.4x6.4	12.06x8.4x0.25
CAT	357981	BRONZE	SPR/RAD	81	INT TH	264.9x201.8x4.6	10.43x7.95x0.183
CAT	455891	STEEL	-	64	INT TH	268.2x199.6x2.8	10.56x7.86x0.11
CAT	458694	BRONZE	SPR/WAG	65	INT TH	286x204x4.9	11.26x8.03x0.193
CAT	458695	BRONZE	SPR/WAG	96	INT TH	381x300x5.6	15x11.81x0.22
CAT	458724	BRONZE	SPR/WAG	65	INT TH	286x204x4.9	11.26x8.03x0.193
CAT	459072	BRONZE	SPR/WAG	64	INT TH	355.6x200.2x7.1	14x7.88x0.28
CAT	459073	BRONZE	SPR/WAG	94	INT TH	444.5x295.5x7.1	17.5x11.63x0.28
CAT	459074	BRONZE	SPR/WAG	64	INT TH	355.6x200.2x7.1	14x7.88x0.28
CAT	459075	BRONZE	SPR/WAG	94	INT TH	444.5x295.5x7.1	17.5x11.63x0.28
CAT	550071	BRONZE	SPR/WAG	120	EXT TH	384x291.3x4.7	15.12x11.47x0.185
CAT	557830	BRONZE	SPR/RAD	138	INT TH	533.4x435.1x5.6	21x17.13x0.22
CAT	653183	ORGANIC	-	71	EXT TH	303.5x213x4.9	11.95x8.38x0.193
CAT	753992	IRON	RADIAL	62	INT TH	311.2x192.9x5	12.25x7.59x0.197
CAT	852174	BRONZE	SPR/WAG	142	EXT TH	457.2x342.9x4.7	18x13.5x0.185
CAT	853522	STEEL	-	5	EXT LG	353.1x263.1x6.4	13.9x10.36x0.25
CAT	856324	BRONZE	SPR/RAD	78	INT TH	331.5x244.9x5	13.05x9.64x0.196
CAT	856325	BRONZE	SPR/RAD	78	INT TH	331.5x244.9x5	13.05x9.64x0.196
CAT	856326	BRONZE	SPR/WAG	108	INT TH	431.8x337.8x5.6	17x13.3x0.22

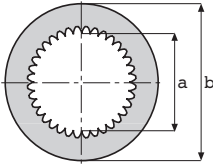
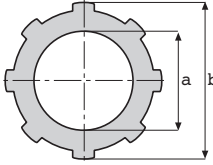
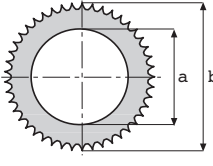





	BRAND	PART NUMBER	MATERIAL	GROOVE DETAILS	TEETH	TYPE	SIZE MM	SIZE INCH
     	CAT	8S9000	BRONZE	SPR/WAG	62	INT TH	311.2x192.5x5	12.25x7.58x0.197
	CAT	8S9077	BRONZE	SPR/WAG	108	INT TH	431.8x337.8x5.6	17x13.3x0.22
	CAT	9S5209	STEEL	-	40	EXT TH	128.8x83.1x3.2	5.07x3.27x0.125
	CAT	9S5211	STEEL	-	6	EXT LG	235x178.3x3.2	9.25x7.02x0.125
	CAT	9S5244	STEEL	-	6	EXT LG	477x355.6x6.7	18.78x14x0.265
	CAT	9S5261	STEEL	-	6	EXT LG	254x178.3x3.2	10x7.02x0.125
	CAT	9S8789	STEEL	-	5	EXT LG	411.5x317.5x6.4	16.2x12.5x0.25
	CAT	9S8792	STEEL	-	5	EXT LG	306.3x213.4x6.4	12.06x8.4x0.25
	CAT	9S9922	STEEL	-	5	EXT LG	386.1x263.4x6.4	15.2x10.37x0.25
	CAT	9S9923	BRONZE	SPR/RAD	108	INT TH	431.8x337.8x5.6	17x13.3x0.22
	CAT	1T0886	STEEL	-	141	EXT TH	362x254x3.5	14.25x10x0.136
	CAT	1T0887	BRONZE	3 PASS	96	INT TH	347.7x240x4.9	13.69x9.45x0.191
	CAT	1T1239	STEEL	-	166	EXT TH	426.6x299x3.4	16.8x11.77x0.134
	CAT	1T1240	BRONZE	4 PASS	114	INT TH	412x285x4.9	16.22x11.22x0.193
	CAT	1T1315	STEEL	-	141	EXT TH	362x254x3.5	14.25x10x0.136
	CAT	1T1835	BRONZE	4 PASS	114	INT TH	412x285x4.9	16.22x11.22x0.193
	CAT	1T1897	STEEL	-	166	EXT TH	426.6x299x3.4	16.8x11.77x0.134
	CAT	3T0618	GRAPHITE	SPR/RAD	65	INT TH	283.3x204.2x5	11.15x8.04x0.197
	CAT	3T1407	PAPER	SUN/RAD	48	INT TH	282x172x5	11.1x6.77x0.196
	CAT	3T2466	GRAPHITE	SPR/RAD/WAG	85	INT TH	381x307.3x5.6	15x12.1x0.22
	CAT	3T2567	STEEL	-	43	(64)EX TH	205.5x145.4x3.5	8.09x5.72x0.138
	CAT	3T3065	STEEL	-	52	EXT TH	390.7x320.3x6.4	15.38x12.61x0.25
	CAT	3T3089	STEEL	-	6	EXT LG	584.2x453.4x6.4	23x17.85x0.25
	CAT	3T3400	PAPER	2 PASS	44	INT TH	196.9x138x2.8	7.75x5.43x0.11
	CAT	3T4026	PAPER	2 PASS	61	INT TH	281.7x220x4.9	11.09x8.66x0.193
	CAT	3T6220	PAPER	SUN/RAD	54	INT TH	235x133x5	9.25x5.24x0.197
	CAT	3T6338	PAPER	2 PASS	50	INT TH	225.7x155.9x2.9	8.89x6.14x0.114
	CAT	3T6339	PAPER	2 PASS	52	INT TH	294x161x3.5	11.57x6.34x0.138
	CAT	3T6340	PAPER	2 PASS	40	INT TH	192.9x124.1x2.9	7.59x4.89x0.114
	CAT	3T6620	PAPER	SUN/RAD	54	INT TH	235x133x5	9.25x5.24x0.197
	CAT	3T9293	BRONZE	RADIAL	68	EXT TH	112.3x71.3x2.1	4.42x2.81x0.083
	CAT	3T9960	PAPER	2 PASS	35	INT TH	184.7x125.7x4.9	7.27x4.95x0.193
	CAT	3T9961	PAPER	2 PASS	61	INT TH	281.7x220x4.9	11.09x8.66x0.193
CAT	6T0473	BRONZE	SUNBURST	104	INT TH	464x325.7x4.7	18.27x12.82x0.185	
CAT	6T0548	GRAPHITE	SUNBURST	104	INT TH	464x325.7x4.8	18.27x12.82x0.189	
CAT	6T0871	STEEL	-	64	EXT TH	479.3x341.3x3.2	18.87x13.44x0.126	
CAT	6T1996	STEEL	-	5	EXT LG	411.5x320x6.4	16.2x12.6x0.25	
CAT	6T2696	PAPER	SUNBURST	88	INT TH	393.7x273.4x4.7	15.5x10.76x0.185	
CAT	6T2697	GRAPHITE	SPR/RAD/WAG	80	INT TH	432.1x337.8x5.6	17.01x13.3x0.22	
CAT	6T2697	ELASTOMER	SPR/RAD/WAG	80	INT TH	432.1x337.8x5.6	17.01x13.3x0.22	
CAT	ALTERNATIVE	CARBON	WAFFLE	80	INT TH	432.1x337.8x5.6	17.01x13.3x0.22	

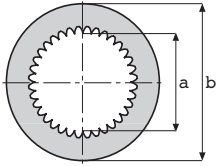




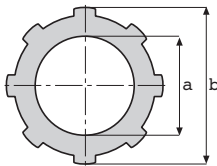
BRAND	PART NUMBER	MATERIAL	GROOVE DETAILS	TEETH	TYPE	SIZE MM	SIZE INCH
CAT	6T2698	GRAPHITE	SPR/RAD/WAG	138	INT TH	533.4x435.1x5.6	21x17.13x0.22
CAT	6T2699	GRAPHITE	SPR/RAD/WAG	124	INT TH	482.6x388.4x5.6	19x15.29x0.22
CAT	6T3080	STEEL	-	128	EXT LG	410x292.1x2.3	16.14x11.5x0.09
CAT	6T4943	PAPER	SUN/RAD	54	INT TH	235x133x5	9.25x5.24x0.197
CAT	6T4944	PAPER	2 PASS	75	EXT TH	277.6x189x3.3	10.93x7.44x0.129
CAT	6T5099	PAPER	2 PASS	52	INT TH	148.6x107.7x1.8	5.85x4.24x0.07
CAT	6T6277	STEEL	-	24	EXT TH	108.2x76.2x1.2	4.26x3x0.045
CAT	6T6283	BRONZE	SPR/RAD	34	INT TH	100x68.2x1.6	3.94x2.69x0.061
CAT	6T6481	STEEL	-	12	EXT TH	156x119.2x1.2	6.14x4.69x0.045
CAT	6T6482	BRONZE	SPR/RAD	24	INT TH	143x109.8x1.6	5.63x4.32x0.061
CAT	6T7013	PAPER	3 PASS	102	INT TH	715.3x511.3x5.1	28.16x20.13x0.2
CAT	6T7014	PAPER	3 PASS	62	INT TH	495.3x308.1x5.1	19.5x12.13x0.2
CAT	6T7015	PAPER	3 PASS	60	INT TH	462.5x299.7x5.1	18.21x11.8x0.2
CAT	6T7016	PAPER	3 PASS	68	INT TH	462.5x340.6x5.1	18.21x13.41x0.2
CAT	6T7467	PAPER	2 PASS	52	INT TH	148.6x107.7x1.8	5.85x4.24x0.07
CAT	6T8533	BRONZE	SUNBURST	27	EXT TH	137.4x90.9x2	5.41x3.58x0.079
CAT	6T8686	PAPER	2 PASS	54	INT TH	215x168.4x2.9	8.46x6.63x0.116
CAT	6T8687	PAPER	2 PASS	36	INT TH	144x87.9x3	5.67x3.46x0.118
CAT	6T8886	STEEL	-	8	INT LG	393.7x273.8x2.4	15.5x10.78x0.094
CAT	6T9194	STEEL	-	54	EXT TH	139.2x98.6x1.8	5.48x3.88x0.07
CAT	6T9456	STEEL	-	60	EXT TH	154.2x113.8x3.1	6.07x4.48x0.123
CAT	6T9486	STEEL	FLEXI PLATE	6	HOLE	339.7x133.4x1.5	13.37x5.25x0.059
CAT	6T9487	STEEL	REINF PLATE	6	HOLE	186.5x132x2.1	7.34x5.2x0.83
CAT	7T2336	BRONZE	SPR/RAD	96	INT TH	381x300x5.6	15x11.81x0.22
CAT	7T2476	GRAPHITE	SPR/RAD	65	INT TH	283.3x204.2x5	11.15x8.04x0.197
CAT	7T2629	PAPER	3 PASS	102	INT TH	715.3x511.3x5.1	28.16x20.13x0.2
CAT	7T2742	STEEL	FLEXI PLATE	6	HOLE	339.7x133.4x1.5	13.37x5.25x0.059
CAT	7T2815	PAPER	3 PASS	120	INT TH	874.5x603x5.1	34.43x23.74x0.2
CAT	7T3126	STEEL	-	54	EXT TH	139.2x98.6x1.8	5.48x3.88x0.07
CAT	7T3302	STEEL	-	29	INT TH	131.1x85.1x2.5	5.16x3.35x0.098
CAT	7T3303	STEEL	-	29	INT TH	131.1x85.1x2	5.16x3.35x0.079
CAT	7T3326	STEEL	-	29	INT TH	131.1x85.1x1.5	5.16x3.35x0.059
CAT	7T3343	STEEL	-	6	EXT LG	333.5x237x3.2	13.13x9.33x0.126
CAT	7T3456	PAPER	2 PASS	63	INT TH	287x226x5	11.3x8.9x0.195
CAT	7T3861	STEEL	-	30	EXT TH	200x140x3	7.87x5.51x0.118
CAT	7T4998	PAPER	2 PASS	52	INT TH	190x128x4	7.48x5.04x0.157
CAT	7T5367	STEEL	-	29	INT TH	131.1x85.1x2.5	5.16x3.35x0.098
CAT	7T5368	STEEL	-	29	INT TH	131.1x85.1x2	5.16x3.35x0.079
CAT	7T5726	CARBON PA	SUNBURST	88	INT TH	393.7x273.3x4.7	15.5x10.76x0.185
CAT	7T6218	STEEL	-	54	EXT TH	139.2x98.6x3	5.48x3.88x0.118
CAT	7T6219	STEEL	-	52	EXT TH	168x117.5x3	6.61x4.63x0.118

	BRAND	PART NUMBER	MATERIAL	GROOVE DETAILS	TEETH	TYPE	SIZE MM	SIZE INCH
<b>IT</b> 	CAT	7T6994	STEEL	-	128	EXT TH	410x292.1x3.2	16.14x11.5x0.125
	CAT	7T7067	PAPER	3 PASS	62	INT TH	495.3x308.1x5.1	19.5x12.13x0.2
	CAT	7T7772	PAPER	2 PASS	54	INT TH	215x168.4x2.9	8.46x6.63x0.116
<b>OL</b> 	CAT	7U4134	ORGANIC	RADIAL	17	INT TH	204x51x12.8	8.03x2x0.5
	CAT	8U2375	STEEL	-	81	EXT TH	243.6x152.1x2.5	9.59x5.99x0.098
	CAT	8U2376	PAPER	3 PASS	48	INT TH	232.7x142x4	9.16x5.59x0.157
<b>OT</b> 	CAT	8U5700	STEEL	-	87	(90)EX TH	189.1x130.6x3	7.44x5.14x0.118
	CAT	8U5988	BRONZE	WAF/WAG	45	INT TH	187x132.6x3	7.36x5.22x0.118
	CAT	8U9507	STEEL	-	81	EXT TH	243.6x152.1x2	9.59x5.99x0.079
	CAT	8U9508	STEEL	-	81	EXT TH	243.6x152.1x2.5	9.59x5.99x0.098
	CAT	8U9509	STEEL	-	81	EXT TH	243.5x153x3	9.59x6.02x0.118
	CAT	8U9541	CAT206	BRAKE KIT			0x0x0	0x0x0
	CAT	8U9543	STEEL	-	81	EXT TH	243.6x152.1x2.5	9.59x5.99x0.098
	CAT	9U1738	CARBON PA	WAFFLE	62	INT TH	462x192x6.2	18.19x7.56x0.244
	CAT	9U1739	STEEL	-	94	EXT TH	486x296x7.3	19.13x11.65x0.287
	CAT	9U9829	STEEL	-	6	EXT LG	491.7x356x6.8	19.36x14.02x0.268
	CAT	9U9844	STEEL	-	6	EXT LG	625.2x453.8x6.4	24.61x17.83x0.252
	CAT	9U9995	STEEL	-	32	EXT TH	225x138x3	8.86x5.43x0.118
	CAT	9U9999	GRAPHITE	SPR/RAD/WAG	85	INT TH	381x307.3x5.6	15x12.1x0.22
	CAT	1V8279	IRON	RADIAL	62	INT TH	311.2x192.9x5	12.25x7.59x0.197
	CAT	1V8280	STEEL	-	102	EXT TH	327.9x209.4x6.4	12.89x8.24x0.251
	CAT	1V8281	STEEL	-	102	EXT TH	327.9x209.4x6.4	12.89x8.24x0.251
	CAT	2V7268	PAPER	3 PASS	60	INT TH	462.5x299.7x5.1	18.21x11.8x0.2
	CAT	2V7269	STEEL	-	94	EXT TH	486.9x318.3x2.4	19.17x12.53x0.095
	CAT	5V0009	STEEL	-	94	EXT TH	486.9x318.3x2.4	19.17x12.53x0.095
	CAT	5V0021	STEEL	-	94	EXT TH	486.9x357.6x2.4	19.17x14.08x0.094
	CAT	5V0593	BRONZE	SPR/WAG	95	EXT TH	304.8x212.9x4.3	12x8.38x0.168
	CAT	5V5208	PAPER	3 PASS	68	INT TH	462.5x340.6x5.1	18.21x13.41x0.2
	CAT	5V5209	STEEL	-	94	EXT TH	486.9x357.6x2.4	19.17x14.08x0.094
	CAT	5V7657	STEEL	-	102	EXT TH	327.9x209.4x6.4	12.89x8.24x0.251
	CAT	9V6164	STEEL	-	94	EXT TH	486.9x357.6x2.4	19.17x14.08x0.094
	CAT	9V6165	STEEL	-	94	EXT TH	486.9x318.3x2.4	19.17x12.53x0.095
	CAT	3W4329	PAPER	RAD/WAG	104	INT TH	393x328x4.7	15.47x12.91x0.185
	CAT	3W5159	STEEL	-	50	INT TH	229x77x2.3	9.02x3.03x0.091
	CAT	5W5688	STEEL	-	87	(90)EX TH	189.1x130.6x2	7.44x5.14x0.079
	CAT	5W5690	PAPER	3 PASS	35	INT TH	179x103x3.5	7.05x4.05x0.138
	CAT	5W5737	STEEL	-	24	EXT TH	108.2x76.2x1.2	4.26x3x0.045
	CAT	5W5743	STEEL	-	12	EXT TH	156x119.2x1.2	6.14x4.69x0.045
	CAT	5W5744	BRONZE	SPR/RAD	24	INT TH	143x109.8x1.6	5.63x4.32x0.061
	CAT	5W5747	BRONZE	SPR/RAD	34	INT TH	100x68.2x1.6	3.94x2.69x0.061
	CAT	5W8310	STEEL	-	87	(90)EX TH	189.1x130.6x2.5	7.44x5.14x0.098

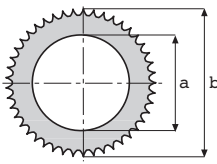
IT



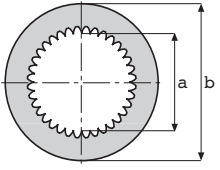
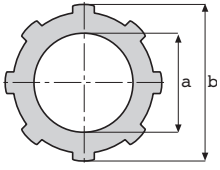
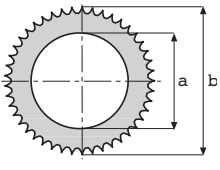



OL



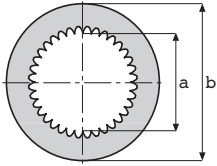
OT



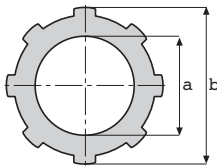
BRAND	PART NUMBER	MATERIAL	GROOVE DETAILS	TEETH	TYPE	SIZE MM	SIZE INCH
CAT	8W0212	STEEL	-	176	EXT TH	900.7x692.2x2.4	35.46x27.25x0.094
CAT	8W9707	CORK	-	94	EXT TH	486.7x357.6x6.9	19.16x14.08x0.272
CAT	9W0473	ORGANIC	-		LINING	137.2x31.8x4.7	5.4x1.25x0.185
CAT	9W1735	PAPER	2 PASS	45	INT TH	133.1x92.7x2.1	5.24x3.65x0.083
CAT	9W2473	GRAPHITE	SPR/RAD/WAG	80	INT TH	432.1x337.8x5.6	17.01x13.3x0.22
CAT	9W2473	ELASTOMER	SPR/RAD/WAG	80	INT TH	432.1x337.8x5.6	17.01x13.3x0.22
CAT	ALTERNATIVE	CARBON	WAFFLE	80	INT TH	432.1x337.8x5.6	17.01x13.3x0.22
CAT	9W2697	PAPER	WAFFLE	54	INT TH	216x135x4.6	8.5x5.31x0.181
CAT	9W4662	BRONZE	SPR/WAG	65	INT TH	286x204x4.9	11.26x8.03x0.193
CAT	9W4954	TAN PAPER	2 PASS	50	(52) IN TH	148.6x107.7x2.7	5.85x4.24x0.108
CAT	9W4954	GREEN PA	2 PASS	50	(52) IN TH	148.6x107.7x2.7	5.85x4.24x0.108
CAT	9W7017	PAPER	3 PASS	102	INT TH	715.3x511.3x5.1	28.16x20.13x0.2
CAT	9W7018	PAPER	3 PASS	62	INT TH	495.3x308.1x5.1	19.5x12.13x0.2
CAT	9W7019	PAPER	3 PASS	60	INT TH	462.5x299.7x5.1	18.21x11.8x0.2
CAT	9W7020	PAPER	3 PASS	68	INT TH	462.5x340.6x5.1	18.21x13.41x0.2
CAT	9W7032	GRAPHITE	SPR/RAD/WAG	138	INT TH	533.4x435.1x5.6	21x17.13x0.22
CAT	ALTERNATIVE	CARBON	WAFFLE	138	INT TH	533.4x435.1x5.6	21x17.13x0.22
CAT	9W7077	GRAPHITE	SPR/RAD/WAG	124	INT TH	482.6x388.4x5.6	19x15.29x0.22
CAT	9W7088	GRAPHITE	SPR/RAD/WAG	124	INT TH	482.6x388.4x5.6	19x15.29x0.22
CAT	9W7089	GRAPHITE	SPR/RAD/WAG	85	INT TH	381x307.3x5.6	15x12.1x0.22
CAT	9W7090	GRAPHITE	SPR/RAD	75	INT TH	344.9x271x5.6	13.58x10.67x0.222
CAT	9W7464	STEEL	-	128	EXT TH	410x292.1x3.2	16.14x11.5x0.125
CAT	9W8901	PAPER	2 PASS	52	INT TH	148.6x107.7x1.8	5.85x4.24x0.07
CAT	9W9856	ELASTOMER	SPR/RAD/WAG	80	INT TH	432.1x337.8x5.6	17.01x13.3x0.22
CAT	ALTERNATIVE	CARBON	WAFFLE	80	INT TH	432.1x337.8x5.6	17.01x13.3x0.22
CAT	8X4435	CORK	-	110	EXT TH	565.9x426x6.9	22.28x16.77x0.27
CAT	8X4437	STEEL	-	110	EXT TH	565.9x426x2.4	22.28x16.77x0.095
CAT	8X7876	STEEL	HARDENED	4	EXT LG	211.2x102.3x4	8.31x4.03x0.157
CAT	8X7882	STEEL	HARDENED	4	EXT LG	211.2x102.3x3.9	8.31x4.03x0.154
CAT	8X7883	STEEL	HARDENED	4	EXT LG	211.2x102.3x4.1	8.31x4.03x0.161
CAT	9X0511	PAPER	2 PASS	52	INT TH	148.6x107.7x1.8	5.85x4.24x0.07
CAT	2Y4654	BRONZE	SPR/WAG	64	INT TH	355.6x200.2x7.1	14x7.88x0.28
CAT	2Y5134	BRONZE	SPR/WAG	95	EXT TH	304.8x212.9x4.3	12x8.38x0.168
CAT	2Y8267	STEEL	-	5	EXT LG	411.5x317.5x6.4	16.2x12.5x0.25
CAT	3Y7363	BRONZE	SPR/WAG	64	INT TH	355.6x200.2x7.1	14x7.88x0.28
CAT	4Y0709	PAPER	SUNBURST	120	EXT TH	384.6x291.3x4.6	15.14x11.47x0.18
CAT	6Y0063	ELASTOMER	SPR/RAD/WAG	80	INT TH	432.1x337.8x5.6	17.01x13.3x0.22
CAT	ALTERNATIVE	CARBON	WAFFLE	80	INT TH	432.1x337.8x5.6	17.01x13.3x0.22
CAT	6Y1268	STEEL	-	64	EXT TH	479.3x341.3x3.2	18.87x13.44x0.126
CAT	6Y1300	PAPER	2 PASS	45	INT TH	160x92.7x4	6.3x3.65x0.157
CAT	6Y1320	STEEL	-	5	EXT LG	380x284x5	14.96x11.18x0.197

	BRAND	PART NUMBER	MATERIAL	GROOVE DETAILS	TEETH	TYPE	SIZE MM	SIZE INCH
<b>IT</b> 	CAT	6Y1363	GRAPHITE	SPR/RAD	75	INT TH	344.9x271x5.6	13.58x10.67x0.22
	CAT	6Y1697	PAPER	2 PASS	54	INT TH	215x168.4x2.9	8.46x6.63x0.116
	CAT	6Y2024	STEEL	-	64	EXT TH	479.3x341.3x3.2	18.87x13.44x0.126
<b>OL</b> 	CAT	6Y2027	PAPER	2 PASS	101	INT TH	311.2x253x5.1	12.25x9.96x0.2
	CAT	6Y2082	CARBON PA	WAFFLE	18	INT TH	379x79.3x9.1	14.92x3.12x0.358
	CAT	6Y2083	PAPER	2 PASS	18	INT TH	270x60x7	10.63x2.36x0.276
<b>OT</b> 	CAT	6Y2084	CARBON PA	WAFFLE	18	INT TH	402x82.9x9.1	15.83x3.26x0.358
	CAT	6Y2085	PAPER	2 PASS	18	INT TH	299.5x65.3x7	11.79x2.57x0.276
	CAT	6Y2089	CARBON PA	WAFFLE	18	INT TH	422x88x9.1	16.61x3.46x0.358
	CAT	6Y2197	ORGANIC	-		LINING	137.2x31.8x4.7	5.4x1.25x0.185
	CAT	6Y2441	STEEL	-	6	EXT LG	482x355.6x6.7	19x14x0.265
	CAT	6Y3934	PAPER	2 PASS	56	EXT TH	239x157x4	9.41x6.18x0.157
	CAT	6Y4250	BRONZE	SUNBURST	104	INT TH	464x325.7x4.7	18.27x12.82x0.185
	CAT	6Y4912	ORGANIC	-	71	EXT TH	303.5x213x4.9	11.95x8.38x0.193
	CAT	6Y5348	PAPER	2 PASS	87	EXT TH	277.9x209.6x5	10.94x8.25x0.196
	CAT	6Y5352	PAPER	2 PASS	61	INT TH	281.7x220x4.9	11.09x8.66x0.193
	CAT	6Y5631	STEEL	-	54	EXT TH	139.2x98.6x3	5.48x3.88x0.118
	CAT	6Y5632	STEEL	-	30	EXT TH	200x140x3	7.87x5.51x0.118
	CAT	6Y5692	STEEL	-	126	EXT TH	402x338x2.3	15.83x13.3x0.091
	CAT	6Y5911	PAPER	SPR/RAD	75	INT TH	344.9x271x5.6	13.58x10.67x0.222
	CAT	6Y5912	PAPER	2 PASS	48	INT TH	240x172.7x5.1	9.45x6.8x0.2
	CAT	6Y5913	PAPER	2 PASS	18	INT TH	333.5x70x8.3	13.13x2.75x0.325
	CAT	6Y5914	PAPER	2 PASS	54	INT TH	215x168.4x2.9	8.46x6.63x0.116
	CAT	6Y5915	PAPER	RAD/WAG	81	INT TH	264.9x201.8x4.6	10.43x7.95x0.183
	CAT	6Y5916	PAPER	2 PASS	96	INT TH	381x300x5.6	15x11.81x0.22
	CAT	6Y7160	BRONZE	-	120	EXT TH	384.8x292.6x4.7	15.15x11.52x0.187
	CAT	6Y7198	STEEL	-	130	EXT TH	555.4x435.1x6.4	21.87x17.13x0.25
	CAT	6Y7218	GRAPHITE	SPR/RAD/WAG	138	INT TH	533.4x435.1x5.6	21x17.13x0.22
	CAT	ALTERNATIVE	CARBON	WAFFLE	138	INT TH	533.4x435.1x5.6	21x17.13x0.22
	CAT	6Y7219	GRAPHITE	SPR/RAD/WAG	124	INT TH	482.6x388.4x5.6	19x15.29x0.22
	CAT	6Y7220	GRAPHITE	SPR/RAD/WAG	80	INT TH	432.1x337.8x5.6	17.01x13.3x0.22
	CAT	6Y7220	ELASTOMER	SPR/RAD/WAG	80	INT TH	432.1x337.8x5.6	17.01x13.3x0.22
	CAT	ALTERNATIVE	CARBON	WAFFLE	80	INT TH	432.1x337.8x5.6	17.01x13.3x0.22
	CAT	6Y7857	PAPER	2 PASS	45	INT TH	133.1x92.7x2.1	5.24x3.65x0.083
	CAT	6Y7909	PAPER	WAFFLE	18	INT TH	110x54x5.2	4.33x2.13x0.205
	CAT	6Y7914	PAPER	2 PASS	95	EXT TH	304.8x212.9x3.8	12x8.38x0.15
	CAT	6Y7915	PAPER	2 PASS	54	INT TH	255.5x168.4x2.8	10.06x6.63x0.112
	CAT	6Y7916	PAPER	2 PASS	64	INT TH	306.6x198.4x3.5	12.07x7.81x0.136
	CAT	6Y7917	PAPER	2 PASS	88	INT TH	407.9x274.1x3.8	16.06x10.79x0.15
	CAT	6Y7919	PAPER	2 PASS	24	INT TH	120.4x73.4x3	4.74x2.89x0.118
	CAT	6Y7920	PAPER	2 PASS	75	EXT TH	277.6x189x3.3	10.93x7.44x0.129

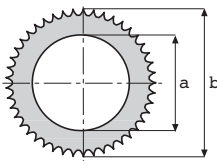
IT



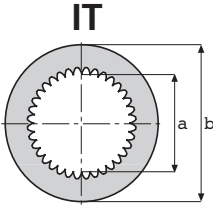
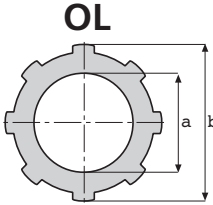
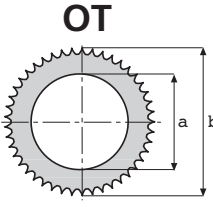



OL

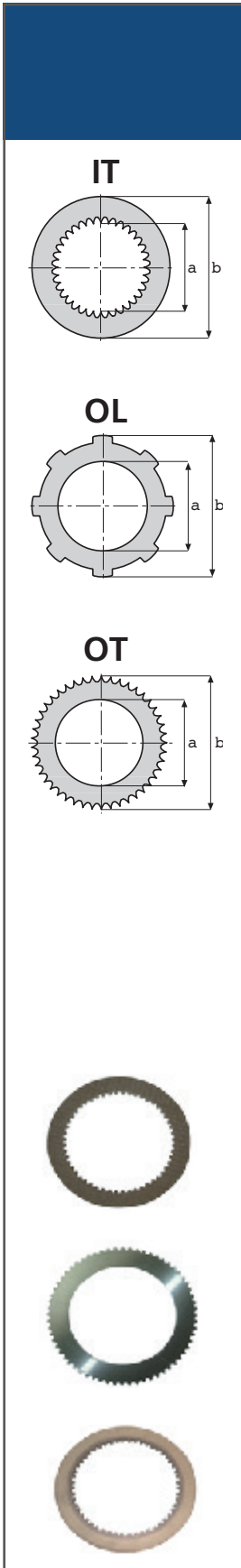


OT

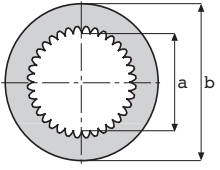
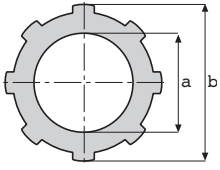
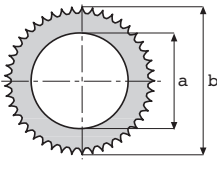





BRAND	PART NUMBER	MATERIAL	GROOVE DETAILS	TEETH	TYPE	SIZE MM	SIZE INCH
CAT	6Y7921	PAPER	2 PASS	32	EXT TH	224.8x165.1x4.3	8.85x6.5x0.17
CAT	6Y7922	PAPER	2 PASS	52	INT TH	160x108x4	6.3x4.25x0.157
CAT	6Y7923	PAPER	2 PASS	40	EXT TH	280.4x200x4.3	11.04x7.87x0.169
CAT	6Y7925	PAPER	SUN/RAD	54	INT TH	235x133x5	9.25x5.24x0.197
CAT	6Y7929	PAPER	2 PASS	45	INT TH	133.1x92.7x2.1	5.24x3.65x0.083
CAT	6Y7932	PAPER	2 PASS	52	INT TH	190x128x4	7.48x5.04x0.157
CAT	6Y7933	PAPER	2 PASS	52	INT TH	148.6x107.7x1.8	5.85x4.24x0.07
CAT	6Y7934	PAPER	2 PASS	36	INT TH	144x87.9x3	5.67x3.46x0.118
CAT	6Y7935	PAPER	2 PASS	54	INT TH	215x168.4x2.9	8.46x6.63x0.116
CAT	6Y7946	PAPER	SUNBURST	88	INT TH	393.7x273.4x4.7	15.5x10.76x0.185
CAT	6Y7950	PAPER	WAFFLE	54	INT TH	216x135x4.6	8.5x5.31x0.181
CAT	6Y7952	PAPER	3 PASS	58	INT TH	266.2x181.6x4.8	10.48x7.15x0.19
CAT	6Y7953	PAPER	-	74	INT TH	178x116.4x2.9	7.01x4.58x0.114
CAT	6Y7954	PAPER	2 PASS	50	INT TH	225.7x155.9x2.9	8.89x6.14x0.114
CAT	6Y7955	PAPER	2 PASS	40	INT TH	192.9x124.1x2.9	7.59x4.89x0.114
CAT	6Y7956	PAPER	2 PASS	24	INT TH	177.6x73.3x5.2	6.99x2.88x0.205
CAT	6Y7957	PAPER	2 PASS	45	INT TH	133.1x92.7x2.1	5.24x3.65x0.083
CAT	6Y7958	PAPER	2 PASS	52	INT TH	294x161x3.5	11.57x6.34x0.138
CAT	6Y7961	PAPER	2 PASS	30	INT TH	106x46.2x2.5	4.17x1.82x0.98
CAT	6Y7962	PAPER	2 PASS	18	INT TH	105.9x43.4x2.5	4.17x1.71x0.1
CAT	6Y7964	PAPER	2 PASS	45	INT TH	112x70x2.1	4.41x2.76x0.083
CAT	6Y7965	PAPER	2 PASS	54	INT TH	215x168.4x2.9	8.46x6.63x0.116
CAT	6Y7968	PAPER	2 PASS	45	INT TH	133x93x4	5.24x3.66x0.157
CAT	6Y7970	PAPER	2 PASS	18	INT TH	270x60x7	10.63x2.36x0.276
CAT	6Y7977	BRONZE	WAGON	120	EXT TH	384.8x292.6x4.7	15.15x11.52x0.187
CAT	6Y7981	PAPER	2 PASS	32	EXT TH	224.8x165.1x4.3	8.85x6.5x0.17
CAT	6Y8043	STEEL	-	52	EXT TH	168x117.5x2	6.61x4.63x0.079
CAT	6Y8512	STEEL	-	36	EXT TH	170x117.5x3	6.69x4.63x0.118
CAT	6Y8514	STEEL	-	36	EXT TH	170.5x117.5x8	6.71x4.63x0.315
CAT	6Y8813	PAPER	4 PASS	153	INT TH	1010.4x768.4x5.1	39.78x30.25x0.2
CAT	ALTERNATIVE	AFP	4 PASS	153	INT TH	1010.4x768.4x5.1	39.78x30.25x0.2
CAT	6Y9354	STEEL	-	64	EXT TH	479.3x341.3x3.2	18.87x13.44x0.126
CAT	6Y9372	PAPER	RAD/WAG	104	INT TH	393x328x4.7	15.47x12.91x0.185
CAT	6Y9373	CARBON PA	SUNBURST	88	INT TH	393.7x273.3x4.7	15.5x10.76x0.185
CAT	6Y9432	STEEL	-	64	EXT TH	479.3x341.3x3.2	18.87x13.44x0.126
CAT	6Y9807	GRAPHITE	SPR/RAD	75	INT TH	344.9x271x5.6	13.58x10.67x0.222
CAT	6Y9808	GRAPHITE	SPR/RAD/WAG	85	INT TH	381x307.3x5.6	15x12.1x0.22
CAT	7Y4292	PAPER	2 PASS	56	(60)IN TH	180x145x4	7.09x5.71x0.157
CAT	7Y4293	STEEL	-	12	EXT LG	188.5x158x1.5	7.42x6.22x0.059
CAT	9Y3666	ELASTOMER	SPR/RAD/WAG	101	INT TH	534x417x5.6	21.02x16.42x0.22
CAT	ALTERNATIVE	CARBON	WAFFLE	101	INT TH	534x417x5.6	21.02x16.42x0.22

	BRAND	PART NUMBER	MATERIAL	GROOVE DETAILS	TEETH	TYPE	SIZE MM	SIZE INCH
	CAT	9Y5083	ELASTOMER	SPR/RAD/WAG	101	INT TH	534x417x5.6	21.02x16.42x0.22
	CAT	ALTERNATIVE	CARBON	WAFFLE	101	INT TH	534x417x5.6	21.02x16.42x0.22
	CAT	0066782	STEEL	FLEXI PLATE	6	HOLE	339.7x133.4x1.5	13.37x5.25x0.059
	CAT	0215296	STEEL	-	20	(28)EX TH	191.3x117.3x2	7.53x4.62x0.079
	CAT	0216163	GRAPHITE	SUNBURST	64	INT TH	269.7x197.1x3.5	10.62x7.76x0.138
	CAT	0216173	STEEL	-	54	EXT TH	139.2x98.6x1.8	5.48x3.88x0.07
	CAT	0375033	BRONZE	SUNBURST	43	(44)IN TH	196.9x137.7x2.8	7.75x5.42x0.109
	CAT	0642971	STEEL	FLEXI PLATE			0x0x0	0x0x0
	CAT	0642973	STEEL	FLEXI PLATE	6	HOLE	339.7x133.4x1.5	13.37x5.25x0.059
	CAT	0642974	STEEL	REINF PLATE	6	HOLE	186.5x132x2.1	7.34x5.2x0.083
	CAT	0643847	STEEL	-	64	EXT TH	205.5x145.3x1.7	8.09x5.72x0.067
	CAT	0643848	BRONZE	SUNBURST	43	(44)IN TH	196.9x137.7x2.8	7.75x5.42x0.109
	CAT	0695724	PAPER	2 PASS	52	INT TH	148.6x107.7x1.8	5.85x4.24x0.07
	CAT	0909258	STEEL	-	53	EXT TH	226x142.9x2.5	8.9x5.63x0.098
	CAT	0971076	BRONZE	SPIRAL	25	INT TH	147.5x74.3x4	5.81x2.93x0.157
	CAT	0971077	BRONZE	RADIAL	52	INT TH	148.6x107.7x2.9	5.85x4.24x0.114
	CAT	0972534	STEEL	-	4	EXT LG	155.7x115.8x1.7	6.13x4.56x0.066
	CAT	0972668	STEEL	-	8	EXT LG	136.4x88.1x1.2	5.37x3.47x0.047
	CAT	0972669	STEEL	DISHED	8	EXT LG	136.4x88.1x1.2	5.37x3.47x0.047
	CAT	0972673	PAPER	2 PASS	42	INT TH	149.4x107.7x2.6	5.88x4.24x0.102
	CAT	0973587	BRONZE	SPR/WAG	20	INT TH	168.9x78.5x3.3	6.65x3.09x0.13
	CAT	0973826	STEEL	-	60	EXT TH	154.2x113.8x1.8	6.07x4.48x0.07
	CAT	0977076	STEEL	-	51	(55)EX TH	284.1x196.3x2.5	11.19x7.73x0.098
	CAT	0982751	BRONZE	WAFFLE	76	EXT TH	164.1x103.1x2.8	6.46x4.06x0.11
	CAT	0982774	BRONZE	WAFFLE	88	EXT TH	189.5x117.6x3.1	7.46x4.63x0.122
	CAT	1014838	STEEL	-	4	EXT LG	137.7x80x2.2	5.42x3.15x0.087
	CAT	1015141	PAPER	3 PASS	58	INT TH	266.2x181.6x4.8	10.48x7.15x0.19
	CAT	1015144	PAPER	RAD/WAG	104	INT TH	393x328x4.7	15.47x12.91x0.185
	CAT	1015162	PAPER	2 PASS	41	INT TH	125x68.6x3.6	4.92x2.7x0.142
	CAT	1027179	STEEL	-	37	EXT TH	75.5x57.2x1.1	2.97x2.25x0.042
	CAT	1027180	BRONZE	WAFFLE	27	INT TH	71.1x52.7x1.7	2.8x2.07x0.065
	CAT	1027513	MOLYBDENUM/STEEL THIN KIT				#WAARDE!	0x0x0
	CAT	1027518	MOLYBDENUM/STEEL THICK KIT				#WAARDE!	0x0x0
	CAT	1028458	STEEL	-	1	EXT LG	209.3x114.3x2.7	8.24x4.5x0.106
	CAT	1028671	GRAPHITE	SPR/RAD/WAG	85	INT TH	381x307.3x5.6	15x12.1x0.22
	CAT	1033348	PAPER	2 PASS	37	INT TH	155.7x87.9x2.6	6.13x3.46x0.102
	CAT	1033349	STEEL	-	6	EXT LG	169.9x100.1x2.2	6.69x3.94x0.087
	CAT	1038580	PAPER	2 PASS	37	INT TH	155.7x87.9x2.6	6.13x3.46x0.102
	CAT	1038585	STEEL	-	6	EXT LG	169.9x100.1x2.2	6.69x3.94x0.087
	CAT	1058750	CARBON PA	2 PASS	30	INT TH	324.6x112.1x7.2	12.78x4.42x0.283
	CAT	1060477	STEEL	-	128	EXT TH	408.9x292.1x5.5	16.11x11.5x0.215

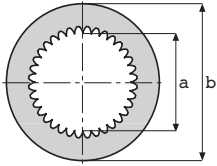


BRAND	PART NUMBER	MATERIAL	GROOVE DETAILS	TEETH	TYPE	SIZE MM	SIZE INCH
CAT	1060478	BRONZE	WAFFLE	88	INT TH	393.7x273.3x5.6	15.5x10.76x0.22
CAT	1063117	STEEL	-	64	EXT TH	479.5x342.2x3.2	18.88x13.47x0.126
CAT	1067438	STEEL	SLOTS	128	EXT TH	410x292.1x3.2	16.14x11.5x0.125
CAT	1085751	PAPER	2 PASS/PLAIN	52	INT TH	216x128x4	8.5x5.04x0.157
CAT	1090063	STEEL	-	128	EXT TH	408.9x292.1x5.5	16.1x11.5x0.215
CAT	1102631	BRONZE	SUNBURST	88	INT TH	393.7x273.3x4.7	15.5x10.76x0.185
CAT	1107723	STEEL	-	30	EXT TH	200x140x3	7.87x5.51x0.118
CAT	1147273	STEEL	-	6	EXT LG	169.9x100.1x2.2	6.69x3.94x0.087
CAT	1155571	STEEL	-	5	EXT LG	396x284x5	15.59x11.18x0.197
CAT	1155572	STEEL	-	5	EXT LG	396x284x5	15.59x11.18x0.197
CAT	1157261	PAPER	2 PASS	37	INT TH	155.7x87.9x2.6	6.13x3.46x0.102
CAT	1163936	STEEL	-	144	EXT TH	737.9x539.8x2.5	29.05x21.25x0.1
CAT	1173321	PAPER	WAFFLE	18	INT TH	333x65.3x8.4	13.11x2.57x0.331
CAT	1186606	STEEL	-	6	EXT LG	356.9x166.6x6.4	14.05x6.56x0.25
CAT	1200843	STEEL	-	64	EXT TH	205.5x145.3x1.7	8.09x5.72x0.067
CAT	1210669	BRONZE	SUNBURST	67	INT TH	612.4x496.6x5.6	24.11x19.55x0.222
CAT	1210670	STEEL	-	84	EXT TH	627.1x509x6	24.69x20.04x0.236
CAT	1210677	STEEL	-	60	EXT TH	450.3x342.1x3.2	17.73x13.47x0.125
CAT	1217632	PAPER	3 PASS	35	INT TH	179x103x3.5	7.05x4.05x0.138
CAT	1217633	STEEL	-	67	(70)EX TH	191x130x3	7.52x5.12x0.118
CAT	1217634	STEEL	-	67	(70)EX TH	191x130x2.5	7.52x5.12x0.098
CAT	1217635	STEEL	-	67	(70)EX TH	191x130x2	7.52x5.12x0.079
CAT	1221880	PAPER	2 PASS	40	INT TH	127.1x82.2x2.5	5x3.24x0.098
CAT	1221881	STEEL	-	26	EXT TH	143.5x89.5x2.2	5.65x3.52x0.084
CAT	1221882	END PLATE	-	26	EXT TH	143.4x89.5x10.9	5.65x3.52x0.429
CAT	1267924	PAPER	2 PASS	18	INT TH	299.5x65.3x7	11.79x2.57x0.276
CAT	1299248	STEEL	-	64	EXT TH	479.3x341.3x4	18.87x13.44x0.157
CAT	1305860	CARBON PA	WAFFLE	18	INT TH	478x106x5.4	18.82x4.17x0.213
CAT	1305866	STEEL	-	2	EXT LG	562x353.5x8	22.13x13.92x0.313
CAT	1305867	STEEL	PISTON			0x0x0	0x0x0
CAT	1337234	BRONZE	SPR/WAG	22	INT TH	204.5x53.3x4.8	8.05x2.1x0.19
CAT	1348360	PAPER	2 PASS	60	INT TH	215x149.2x4	8.46x5.87x0.157
CAT	1348361	STEEL	-	32	EXT TH	224.7x158x4	8.85x6.22x0.157
CAT	1357494	MLYBDNM/STL	THIN KIT			#WAARDE!	0x0x0
CAT	1357495	MLYBDNM/STL	THICK KIT			#WAARDE!	0x0x0
CAT	1366324	PAPER	2 PASS	38	INT TH	225x116x3.3	8.86x4.57x0.128
CAT	1366325	PAPER	2 PASS	38	INT TH	265x116x3.9	10.43x4.57x0.154
CAT	1368064	BRONZE	WAFFLE	28	INT TH	102x55.5x1.8	4.02x2.19x0.071
CAT	1368068	STEEL	-	3	EXT LG	115x65x1.5	4.53x2.56x0.059
CAT	1371620	STEEL	-	5	EXT LG	360x263.3x4	14.17x10.37x0.157
CAT	1400262	MOLYBDENUM	SPR/RAD	44	INT TH	191.3x94.2x4.1	7.53x3.71x0.161

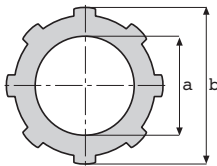
	BRAND	PART NUMBER	MATERIAL	GROOVE DETAILS	TEETH	TYPE	SIZE MM	SIZE INCH
<b>IT</b> 	CAT	1402371	PAPER	2 PASS	101	INT TH	311.2x253x5.2	12.25x9.96x0.204
	CAT	1407160	STEEL	END PLATE	6	EXT LG	625.3x454x6.4	24.62x17.87x0.252
	CAT	1455189	STEEL	-	214	EXT TH	1094x837x4	43.07x32.95x0.157
<b>OL</b> 	CAT	1455192	CORK	-	214	EXT TH	1094x837x8.5	43.07x32.95x0.335
	CAT	1457001	STEEL	-	16	(24)EX TH	257.2x190.6x1.9	10.13x7.5x0.075
	CAT	1518274	STEEL	-	9	EXT SL	256x168x2	10.08x6.61x0.077
<b>OT</b> 	CAT	1518275	STEEL	END PLATE	9	EXT SL	256x168x5	10.08x6.61x0.197
	CAT	1518281	STEEL	END PLATE	10	EXT SL	297x190x6	11.69x7.48x0.236
	CAT	1518282	STEEL	-	10	EXT SL	297x190x2	11.69x7.48x0.077
	CAT	1545613	STEEL	-	5	EXT LG	385.5x283.8x5	15.18x11.17x0.197
	CAT	1578412	CARBON PA	2 PASS	75	INT TH	345x271.1x5.6	13.58x10.67x0.22
	CAT	1583750	ELASTOMER	SPR/RAD/WAG	80	INT TH	432.1x337.8x5.6	17.01x13.3x0.22
	CAT	ALTERNATIVE	CARBON	WAFFLE	80	INT TH	432.1x337.8x5.6	17.01x13.3x0.22
	CAT	1583752	GRAPHITE	SPR/RAD/WAG	138	INT TH	533.4x435.1x5.6	21x17.13x0.22
	CAT	1590927	PAPER	2 PASS/PLAIN	52	INT TH	190x128.6x3	7.48x5.06x0.118
	CAT	1630342	PAPER	2 PASS	52	INT TH	160x108x4	6.3x4.25x0.157
	CAT	1630343	PAPER	2 PASS	52	INT TH	190x128x4	7.48x5.04x0.157
	CAT	1638838	PAPER	2 PASS	56	EXT TH	239x157x4	9.41x6.18x0.157
	CAT	1639366	STEEL	-	144	EXT TH	737.9x539.8x2.5	29.05x21.25x0.1
	CAT	1644221	CARBON PA	3 PASS	108	INT TH	409.6x337.6x5.6	16.13x13.29x0.22
	CAT	1657067	GRAPHITE	SUNBURST	27	INT TH	260x66.1x10	10.24x2.6x0.394
	CAT	1671261	CORK	-	6	EXT LG	356.8x185.4x10.8	14.05x7.3x0.425
	CAT	1697055	GRAPHITE	SPR/RAD/WAG	80	INT TH	432.1x337.8x5.6	17.01x13.3x0.22
	CAT	1698398	STEEL	HARD/BLACK	64	EXT TH	196.4x140x2.9	7.73x5.51x0.114
	CAT	1701208	CARBON PA	2 PASS	18	INT TH	298x65.3x7.8	11.73x2.57x0.307
	CAT	1702108	PAPER	2 PASS	101	INT TH	311.2x253x5.1	12.25x9.96x0.2
	CAT	1708714	PAPER	2 PASS	56	EXT TH	239x157x4	9.41x6.18x0.157
	CAT	1720844	STEEL	-	4	EXT LG	379.2x209.5x6.7	14.93x8.25x0.266
	CAT	1733270	ELASTOMER	SPR/RAD/WAG	80	INT TH	432.1x337.8x5.6	17.01x13.3x0.22
	CAT	ALTERNATIVE	CARBON	WAFFLE	80	INT TH	432.1x337.8x5.6	17.01x13.3x0.22
	CAT	1733271	ELASTOMER	SPR/RAD/WAG	138	INT TH	533.4x435.1x5.6	21x17.13x0.22
	CAT	ALTERNATIVE	CARBON	WAFFLE	138	INT TH	533.4x435.1x5.6	21x17.13x0.22
	CAT	1733272	CARBON	WAFFLE	138	INT TH	556.8x435.1x5.6	21.92x17.13x0.22
	CAT	1843677	STEEL	-	4	EXT LG	351.8x209.9x6.4	13.85x8.26x0.252
	CAT	1903532	AFP	3 PASS	120	INT TH	874.5x603x5.1	34.43x23.74x0.2
	CAT	1943811	STEEL	-	6	EXT LG	605x438x6.4	23.82x17.24x0.25
	CAT	1953722	STEEL	-	6	EXT LG	356.8x166.6x3.2	14.05x6.56x0.126
	CAT	1967866	AFP	3 PASS	102	INT TH	715.3x511.3x5.1	28.16x20.13x0.2
	CAT	1981137	PAPER	3 PASS	102	INT TH	874.5x635.6x5.1	34.43x25.03x0.2
	CAT	1981202	CORK	-	189	EXT TH	967x744x7.3	38.07x29.29x0.287
	CAT	1981203	STEEL	-	189	EXT TH	967x744x2.7	38.07x29.29x0.106



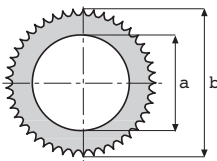
IT



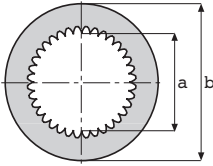
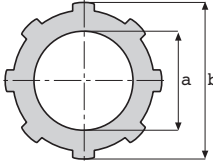
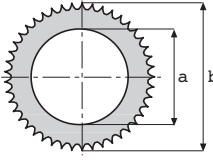



OL



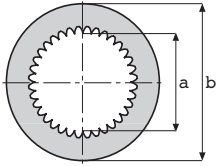
OT



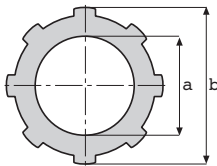
BRAND	PART NUMBER	MATERIAL	GROOVE DETAILS	TEETH	TYPE	SIZE MM	SIZE INCH
CAT	1990750	PAPER	WAFFLE	29	INT TH	259x85x4	10.2x3.35x0.157
CAT	1990786	STEEL	-	3	EXT LG	302.6x178.2x6	11.91x7.02x0.236
CAT	2010737	CARBON PA	2 PASS	30	INT TH	324.6x112.1x7.1	12.78x4.42x0.28
CAT	2071266	AFP	3 PASS	111	INT TH	939.4x693x5.1	36.98x27.28x0.201
CAT	2087905	BRONZE	WAFFLE	22	INT TH	71.7x44x2.8	2.82x1.73x0.11
CAT	2087906	BRONZE	WAFFLE	22	INT TH	71.7x44x1.6	2.82x1.73x0.063
CAT	2087907	STEEL	-	4	EXT LG	85x49.2x1.5	3.35x1.94x0.059
CAT	2158140	BRONZE	WAFFLE	88	INT TH	393.7x273.3x5.6	15.5x10.76x0.22
CAT	2172895	PAPER	2 PASS	36	INT TH	223x71x4.9	8.78x2.8x0.191
CAT	2174541	PAPER	2 PASS	57	INT TH	239.7x178.3x2.9	9.44x7.02x0.114
CAT	2200189	CARBON PA	WAFFLE	18	INT TH	478.8x106x5.4	18.85x4.17x0.213
CAT	2200190	CARBON PA	WAFFLE	62	INT TH	462x192x6.2	18.19x7.56x0.244
CAT	2210775	AFP	3 PASS	80	INT TH	540x400x5.1	21.26x15.74x0.2
CAT	2219685	GRAPHITE	SPR/RAD	75	INT TH	344.9x271x5.6	13.58x10.67x0.222
CAT	2222333	AFP	3 PASS	62	INT TH	495.3x308.1x5.1	19.5x12.13x0.2
CAT	2222826	AFP	3 PASS	102	INT TH	874.5x635.6x5.1	34.43x25.03x0.2
CAT	2225203	PAPER	2 PASS	101	INT TH	311.2x253x5.2	12.25x9.96x0.204
CAT	2234311	PAPER	2 PASS	36	INT TH	223x71x4.9	8.78x2.8x0.191
CAT	2237519	PAPER	2 PASS	60	INT TH	215x149.2x4	8.46x5.87x0.157
CAT	2262826	AFP	3 PASS	102	INT TH	874.5x635.6x5.1	34.43x25.03x0.2
CAT	2304017	PAPER	WAFFLE	22	INT TH	204.5x53.3x4.8	8.05x2.1x0.189
CAT	2312236	ELASTOMER	SPR/RAD	52	INT TH	160x108x4	6.3x4.25x0.157
CAT	2339748	CARBON PA	2 PASS	80	INT TH	431x337.8x5.6	16.97x13.3x0.22
CAT	2346707	CARBON PA	2 PASS	65	INT TH	283.3x204.2x5	11.15x8.04x0.197
CAT	2368675	BRONZE	RADIAL	62	INT TH	311.2x192.9x5	12.25x7.59x0.197
CAT	2381867	STEEL	-	6	EXT LG	466.8x355.7x6.8	18.38x14x0.266
CAT	2383309	STEEL	-	36	(48)IN TH	236x144.2x2.5	9.29x5.68x0.098
CAT	2384684	BRONZE	WAF/WAG	34	INT TH	104x68x1.6	4.09x2.68x0.063
CAT	2384686	STEEL	HARDENED	45	EXT TH	111.2x84.2x1.4	4.38x3.31x0.055
CAT	2385291	PAPER	WAFFLE	29	INT TH	259x85x4	10.2x3.35x0.157
CAT	2399956	BRONZE	SPR/WAG	22	INT TH	204.5x53.3x4.8	8.05x2.1x0.19
CAT	2414890	GRAPHITE	SPR/RAD/WAG	138	INT TH	533.4x435.1x5.6	21x17.13x0.22
CAT	2468779	PAPER	2 PASS	61	INT TH	324.2x220.3x5	17.76x8.67x0.197
CAT	2468780	STEEL	-	3	EXT LG	370x234x6.3	14.57x9.21x0.248
CAT	2482226	STEEL	-	32	EXT TH	224.8x138.3x4	8.85x5.44x0.157
CAT	2501844	CARBON PA	2 PASS	18	INT TH	298x65.3x7.8	11.73x2.57x0.307
CAT	2501845	CARBON PA	WAFFLE	18	INT TH	333x65.5x9.1	13.11x2.58x0.358
CAT	2559265	PAPER	SUNBURST	104	INT TH	440x326x4.8	17.32x12.83x0.189
CAT	2559267	PAPER	SUNBURST	88	INT TH	393.7x273.3x4.7	15.5x10.76x0.185
CAT	2559268	PAPER	SUNBURST	120	EXT TH	384.6x291.3x4.6	15.14x11.47x0.18
CAT	2596836	PAPER	2 PASS	36	INT TH	356x135x3.6	14.02x5.31x0.142

	BRAND	PART NUMBER	MATERIAL	GROOVE DETAILS	TEETH	TYPE	SIZE MM	SIZE INCH
<b>IT</b> 	CAT	2627319	GRAPHITE	SPR/RAD/WAG	80	INT TH	432.1x337.8x5.6	17.01x13.3x0.22
	CAT	2627320	CARBON	WAFFLE	138	INT TH	556.8x435.1x5.6	21.92x17.13x0.22
	CAT	2633704	CARBON PA	WAFFLE	8	EXT LG	262.7x155x4.5	10.34x6.1x0.177
<b>OL</b> 	CAT	2679170	STEEL	-	31	(40)IN TH	208x119x2.5	8.19x4.69x0.098
	CAT	2701778	STEEL	-	9	EXT TH	276.4x188x2.5	10.88x7.4x0.098
	CAT	2709292	PAPER	3 PASS	81	INT TH	715.3x503x5.1	28.16x19.8x0.201
<b>OT</b> 	CAT	2760017	STEEL	-	5	EXT LG	360x263.3x4	14.17x10.37x0.157
	CAT	2744553	STEEL	-	54	EXT TH	139.2x98.6x1.8	5.48x3.88x0.07
	CAT	2849557	STEEL	-	4	EXT LG	438.8x252.1x1.9	17.28x9.93x0.075
	CAT	2864365	CARBON PA	2 PASS	114	INT TH	412x286x4.8	16.22x11.26x0.189
	CAT	2912901	AFP	3 PASS	81	INT TH	715.3x503x5.1	28.16x19.8x0.201
	CAT	2912902	CARBON PA	4 PASS	128	INT TH	1067x800x6	42x31.5x0.236
	CAT	2977231C	STEEL	-	6	EXT LG	333.5x237x3.2	13.13x9.33x0.126
	CAT	3013676	CARBON PA	2 PASS	75	INT TH	345x271.1x5.6	13.58x10.67x0.22
	CAT	3167320	PAPER	2 PASS	36	INT TH	223x71x4.9	8.78x2.8x0.191
	CAT	3217367	STEEL	-	94	EXT TH	301x227x3.2	11.85x8.94x0.126
	CAT	3222250	GRAPHITE	SUNBURST	15	INT TH	213x44x10	8.38x1.73x0.394
	CAT	3284374	PAPER	SPR/RAD	75	INT TH	344.9x271x5.6	13.58x10.67x0.222
	CAT	3284375	PAPER	2 PASS	48	INT TH	240x172.7x5.1	9.45x6.8x0.2
	CAT	3341032	CARBON PA	WAFFLE	18	INT TH	422x88x9.1	16.61x3.46x0.358
	CAT	3341033	CARBON PA	WAFFLE	18	INT TH	379.1x79.2x9.1	14.93x3.12x0.358
	CAT	3341034	CARBON PA	WAFFLE	18	INT TH	401.4x83.1x9.1	15.8x3.27x0.358
	CAT	3369313	BRONZE	3 PASS	96	INT TH	347.7x240x4.9	13.69x9.45x0.191
	CAT	3369314	CARBON PA	3 PASS	108	INT TH	409.6x337.6x5.6	16.13x13.29x0.22
	CAT	3369315	CARBON PA	3 PASS	101	INT TH	533.2x418.3x5.6	20.99x16.47x0.22
	CAT	3369318	CARBON PA	2 PASS	114	INT TH	412x286x4.8	16.22x11.26x0.189
	CAT	3373942	CORK	-	6	EXT LG	356.8x185.4x10.8	14.05x7.3x0.425
	CAT	3376800	GRAPHITE	SPR/RAD/WAG	80	INT TH	432.1x337.8x5.6	17.01x13.3x0.22
	CAT	3376801	GRAPHITE	SPR/RAD/WAG	124	INT TH	482.6x388.4x5.6	19x15.29x0.22
	CAT	4476802	GRAPHITE	SPR/RAD/WAG	138	INT TH	533.4x435.1x5.6	21x17.13x0.22
	CAT	3438739	PAPER	2 PASS	61	INT TH	324.2x220.3x5	17.76x8.67x0.197
	CAT	3470485C	BRONZE	SPR/WAG	22	INT TH	204.5x53.3x4.8	8.05x2.1x0.19
	CAT	3510925	PAPER	2 PASS	36	INT TH	356x135x3.6	14.02x5.31x0.142
	CAT	3570450	PAPER	2 PASS	45	INT TH	133x93x4	5.24x3.66x0.157
	CAT	3676070C	STEEL	-	132	EXT TH	422.7x302.5x2.3	16.64x11.91x0.091
	CAT	3676071C	STEEL	-	5	EXT LG	353.1x263.1x6.4	13.9x10.36x0.25
	CAT	3680297	STEEL	-	5	EXT LG	425x318x6.4	16.73x8.58x0.25
	CAT	3744676C	PAPER	WAFFLE	18	INT TH	110x54x5.2	4.33x2.13x0.205
	CAT	3744677C	PAPER	2 PASS	24	INT TH	177.6x73.3x5.2	6.99x2.88x0.205
	CAT	3777404C	STEEL	-	6	EXT LG	343x210x6.4	13.5x8.27x0.25
	CAT	3777423C	STEEL	-	40	EXT TH	297.9x223.3x3.2	11.73x8.79x0.125

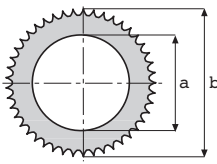
IT



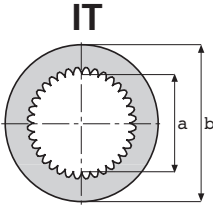
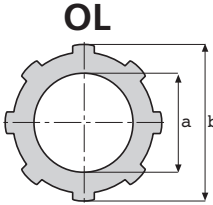
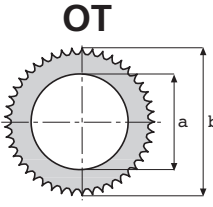



OL



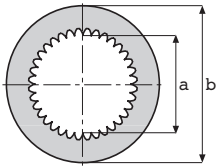
OT



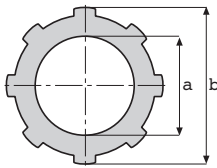
BRAND	PART NUMBER	MATERIAL	GROOVE DETAILS	TEETH	TYPE	SIZE MM	SIZE INCH
CAT	3781880	PAPER	4 PASS	153	INT TH	1010.4x768.4x5.1	39.78x30.25x0.2
CAT	ALTERNATIVE	AFP	4 PASS	153	INT TH	1010.4x768.4x5.1	39.78x30.25x0.2
CAT	3791820	CORK	-	136	(144)EX TH	739.1x539.8x6.9	29.1x21.25x0.271
CAT	3791822	PAPER	-	136	(144)EX TH	739.1x539.8x2.5	29.1x21.25x0.096
CAT	3801493C	STEEL	-	6	EXT LG	235x178.3x3.2	9.25x7.02x0.125
CAT	3807473C	PAPER	3 PASS	58	INT TH	266.2x181.6x4.8	10.48x7.15x0.19
CAT	3807489C	CORK	SPIRAL	64	INT TH	381x197.6x5.5	15x7.78x0.215
CAT	3807516C	PAPER	RAD/WAG	104	INT TH	393x328x4.7	15.47x12.91x0.185
CAT	3826889C	STEEL	-	102	EXT TH	327.9x209.4x6.4	12.89x8.24x0.251
CAT	3832119C	STEEL	-	32	EXT LG	224.8x177.8x4.8	8.85x7x0.189
CAT	3832121C	PAPER	2 PASS	54	INT TH	215x168.4x2.9	8.46x6.63x0.116
CAT	3832734	PAPER	3 PASS	90	(102)IN TH	715x511x5.1	28.15x20.12x0.2
CAT	3844791C	CARBON PA	SPR/RAD	12	EXT LG	361.9x241.6x6.2	14.25x9.51x0.242
CAT	3844801C	PAPER	SUNBURST	88	INT TH	393.7x273.4x4.7	15.5x10.76x0.185
CAT	3844827C	PAPER	2 PASS	87	EXT TH	277.9x209.6x5	10.94x8.25x0.196
CAT	3845966C	PAPER	SPR/RAD	75	INT TH	344.9x271x5.6	13.58x10.67x0.222
CAT	3905264C	PAPER	2 PASS	95	EXT TH	304.8x212.9x3.8	12x8.38x0.15
CAT	3905265C	PAPER	2 PASS	54	INT TH	215x168.4x2.9	8.46x6.63x0.116
CAT	3914044	GRAPHITE	SPR/RAD/WAG	85	INT TH	381x307.3x6.4	15x12.1x0.252
CAT	3914047	STEEL	-	52	EXT TH	390.8x320.3x5.2	15.38x12.61x0.203
CAT	3948242C	CARBON PA	WAFFLE	18	INT TH	379.1x79.2x9.1	14.93x3.12x0.358
CAT	4179487C	PAPER	2 PASS	35	INT TH	184.7x125.7x4.9	7.27x4.95x0.193
CAT	4287204C	PAPER	2 PASS	64	INT TH	306.6x198.4x3.5	12.07x7.81x0.136
CAT	4287205C	BRONZE	SPR/RAD	101	INT TH	311.2x252.5x5	12.25x9.94x0.195
CAT	4430663	GRAPHITE	SPR/RAD/WAG	85	INT TH	381x307.3x6.4	15x12.1x0.252
CAT	4339478	AFP	3 PASS	111	INT TH	939.4x693x5.1	36.98x27.28x0.201
CAT	4339858C	BRONZE	SPR/RAD	96	INT TH	381x300x5.6	15x11.81x0.22
CLARK/DANA	122069	STEEL	SUNBURST	32	(36)IN TH	156.8x89x6.4	6.17x3.5x0.25
CLARK/DANA	208772	BRONZE	SUNBURST	19	INT TH	165.1x74.2x4	6.5x2.92x0.156
CLARK/DANA	208773	STEEL	-	32	(42)EX TH	184.2x92.7x2.6	7.25x3.65x0.102
CLARK/DANA	209669	STEEL	DISHED	35	(47)EX TH	204.5x113.2x2.7	8.05x4.46x0.106
CLARK/DANA	209928	BRONZE	SUNBURST	19	INT TH	165.1x74.2x4	6.5x2.92x0.156
CLARK/DANA	209929	BRONZE	WAFFLE	24	INT TH	187.5x95.3x4	7.38x3.75x0.157
CLARK/DANA	215178	BRONZE	RADIAL	52	INT TH	148.6x107.7x2.6	5.85x4.24x0.102
CLARK/DANA	215222	BRONZE	RADIAL	52	INT TH	148.6x107.7x2.6	5.85x4.24x0.102
CLARK/DANA	215255	BRONZE	RADIAL	52	INT TH	148.6x107.7x2.6	5.85x4.24x0.102
CLARK/DANA	216050	BRONZE	SUNBURST	34	INT TH	205x114.8x3.9	8.07x4.52x0.154
CLARK/DANA	216084	BRONZE	RADIAL	52	INT TH	148.6x107.7x2.6	5.85x4.24x0.102
CLARK/DANA	216677	BRONZE	SUNBURST	19	INT TH	165.1x74.2x4	6.5x2.92x0.156
CLARK/DANA	217140	STEEL	-	16	(24)EX TH	257.3x190.5x2.7	10.13x7.5x0.106

	BRAND	PART NUMBER	MATERIAL	GROOVE DETAILS	TEETH	TYPE	SIZE MM	SIZE INCH
     	CLARK/DANA	217162	STEEL	-	14	(20)EX TH	218.9x158.8x2.7	8.62x6.25x0.106
	CLARK/DANA	217163	GRAPHITE	SUNBURST	60	INT TH	195.1x145x4	7.68x5.71x0.156
	CLARK/DANA	217163	BRONZE	SUNBURST	60	INT TH	195.1x145x4	7.68x5.71x0.156
	CLARK/DANA	217757	BRONZE	SUNBURST	60	INT TH	195.1x145x4	7.68x5.71x0.156
	CLARK/DANA	218714	STEEL	-	106	EXT TH	341x267.5x4.8	13.43x10.53x0.189
	CLARK/DANA	218715	GRAPHITE	SUNBURST	80	INT TH	326.9x247.9x5.5	12.87x9.76x0.216
	CLARK/DANA	218716	STEEL	-	106	EXT TH	341x267.5x12.5	13.43x10.53x0.492
	CLARK/DANA	219393	STEEL	DISHED	42	(49)EX TH	160.9x103.3x1.5	6.33x4.07x0.059
	CLARK/DANA	222171	BRONZE	SUNBURST	34	INT TH	205x114.8x3.9	8.07x4.52x0.154
	CLARK/DANA	222173	STEEL	-	17	(34)EX TH	225x133.6x2.7	8.86x5.26x0.106
	CLARK/DANA	222391	BRONZE	SPIRAL	25	INT TH	147.5x74.3x4	5.81x2.93x0.157
	CLARK/DANA	222605	STEEL	DISHED	42	(49)EX TH	160.9x103.3x1.5	6.33x4.07x0.059
	CLARK/DANA	224246	STEEL	-	4	EXT LG	155.7x115.8x1.7	6.13x4.56x0.066
	CLARK/DANA	224338	STEEL	FLEXI PLATE	6	HOLE	339.7x133.4x1.5	13.37x5.25x0.059
	CLARK/DANA	224339	STEEL	REINF PLATE	6	HOLE	186.5x132x2.1	7.34x5.2x0.83
	CLARK/DANA	224772	STEEL	-	60	EXT TH	154.2x113.8x1.8	6.07x4.48x0.07
	CLARK/DANA	224774	END PLATE	-	60	EXT TH	154.3x113.5x8	6.07x4.47x0.315
	CLARK/DANA	226595	ASB FREE	24 HOLES	90	INT TH	451.1x374.9x28	17.76x14.76x1.102
	CLARK/DANA	226595GSM	NYLON	24 HOLES	90	INT TH	451.1x374.9x28	17.76x14.76x1.102
	CLARK/DANA	227495	BRONZE	SUNBURST	60	INT TH	195.1x145x4	7.68x5.71x0.156
	CLARK/DANA	227496	BRONZE	SUNBURST	72	INT TH	233.4x175.5x4	9.19x6.91x0.156
	CLARK/DANA	227496	GRAPHITE	SUNBURST	72	INT TH	233.4x175.5x4	9.19x6.91x0.156
	CLARK/DANA	227497	BRONZE	SUNBURST	72	INT TH	233.4x175.5x4	9.19x6.91x0.156
	CLARK/DANA	228114	BRONZE	RADIAL	52	INT TH	148.6x107.7x2.6	5.85x4.24x0.102
	CLARK/DANA	230594	BACKPLATE	24 HOLES			457x393x4	17.99x15.47x0.157
	CLARK/DANA	230911	BRONZE	RADIAL	52	INT TH	148.6x107.7x2.6	5.85x4.24x0.102
	CLARK/DANA	232155	BRONZE	SUNBURST	72	INT TH	233.4x175.5x4	9.19x6.91x0.156
	CLARK/DANA	232159	BRONZE	SPR/RAD	45	INT TH	133.4x92.7x2.1	5.25x3.65x0.082
	CLARK/DANA	232285	STEEL	-	16	(24)EX TH	257.3x190.5x2.7	10.13x7.5x0.106
	CLARK/DANA	232316	BRONZE	SUNBURST	60	INT TH	195.1x145x4	7.68x5.71x0.156
	CLARK/DANA	232394	STEEL	-	14	(20)EX TH	218.9x158.8x2.7	8.62x6.25x0.106
	CLARK/DANA	232395	STEEL	-	21	(28)EX TH	314.2x227.3x2.6	12.37x8.95x0.102
	CLARK/DANA	232584	BRONZE	RADIAL	52	INT TH	148.6x107.7x2.9	5.85x4.24x0.114
CLARK/DANA	232628	GRAPHITE	2 PASS	72	INT TH	233.4x175.5x4	9.19x6.91x0.156	
CLARK/DANA	232635	STEEL	-	16	(24)EX TH	257.3x190.5x2.7	10.13x7.5x0.106	
CLARK/DANA	232778	GRAPHITE	SUNBURST	60	INT TH	195.1x145x4	7.68x5.71x0.156	
CLARK/DANA	232779	GRAPHITE	SUNBURST	72	INT TH	233.4x175.5x4	9.19x6.91x0.156	
CLARK/DANA	232780	GRAPHITE	SUNBURST	60	INT TH	292.1x207x4	11.5x8.15x0.156	
CLARK/DANA	232781	GRAPHITE	SUNBURST	68	INT TH	327x236.1x4.8	12.88x9.3x0.188	
CLARK/DANA	233089	ASB.FREE	16HOLES	96	INT TH	357.9x298.5x20.8	14.09x11.75x0.819	
CLARK/DANA	233089GSM	NYLON	16HOLES	96	INT TH	357.9x298.5x20.8	14.09x11.75x0.819	

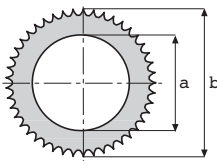
IT



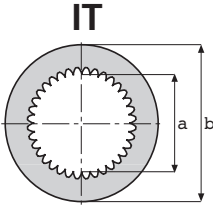
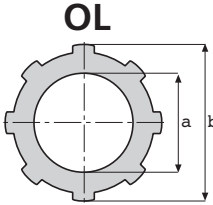
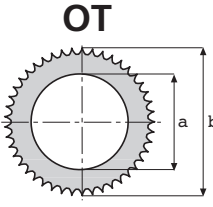



OL



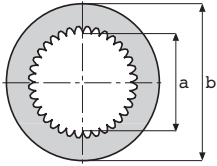
OT



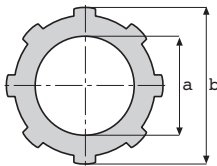
BRAND	PART NUMBER	MATERIAL	GROOVE DETAILS	TEETH	TYPE	SIZE MM	SIZE INCH
CLARK/DANA	233166	BRONZE	RADIAL	52	INT TH	148.6x107.7x2.6	5.85x4.24x0.102
CLARK/DANA	234108	BRONZE	WAFFLE	45	INT TH	133.1x92.7x2.4	5.24x3.65x0.094
CLARK/DANA	234109	STEEL	-	54	EXT TH	139.2x98.6x1.8	5.48x3.88x0.07
CLARK/DANA	234324	END PLATE	STEPPED	54	EXT TH	139.2x98.6x9	5.48x3.88x0.354
CLARK/DANA	234336	BRONZE	RADIAL	45	INT TH	133.1x92.7x2.4	5.24x3.65x0.093
CLARK/DANA	234727	BRONZE	RADIAL	52	INT TH	148.6x107.7x2.6	5.85x4.24x0.102
CLARK/DANA	235161	BRONZE	RADIAL	52	INT TH	148.6x107.7x2.6	5.85x4.24x0.102
CLARK/DANA	236199	ASB FREE	32HOLES 3/8"	96	INT TH	357.9x298.5x20.8	14.09x11.75x0.819
CLARK/DANA	236199GSM	NYLON	32HOLES 3/8"	96	INT TH	357.9x298.5x17.5	14.09x11.75x0.689
CLARK/DANA	236847	END PLATE	STEPPED	54	EXT TH	139.2x98.6x9	5.48x3.88x0.354
CLARK/DANA	236936	ASB FREE	32HOLES	96	INT TH	357.9x298.5x20.8	14.09x11.75x0.819
CLARK/DANA	236936GSM	NYLON	32HOLES 5/16"	96	INT TH	357.9x298.5x20.8	14.09x11.75x0.819
CLARK/DANA	236937	BACKPLATE	32HOLES			354x314x4	13.94x12.36x0.157
CLARK/DANA	236989	BRONZE	RADIAL	52	INT TH	148.6x107.7x2.9	5.85x4.24x0.114
CLARK/DANA	237016	BRONZE	RADIAL	45	INT TH	133.1x92.7x2.3	5.24x3.65x0.09
CLARK/DANA	238174	STEEL	-	14	(20)EX TH	218.9x158.8x2.7	8.62x6.25x0.106
CLARK/DANA	238310	STEEL	-	7	(28)EX TH	314.2x227.3x2.6	12.37x8.95x0.102
CLARK/DANA	238313	BRONZE	RADIAL	52	INT TH	148.6x107.7x2.6	5.85x4.24x0.102
CLARK/DANA	238609	PAPER	2 PASS	52	INT TH	148.6x107.7x2.9	5.85x4.24x0.114
CLARK/DANA	242101	BRONZE	RADIAL	45	INT TH	133.1x92.7x2.3	5.24x3.65x0.09
CLARK/DANA	242530	BRONZE	RADIAL	45	INT TH	133.1x92.7x2.3	5.24x3.65x0.09
CLARK/DANA	242716	GRAPHITE	SUNBURST	60	INT TH	212.6x145x4	8.37x5.71x0.156
CLARK/DANA	242717	STEEL	-	35	EXT TH	228.1x159x2.7	8.98x6.26x0.105
CLARK/DANA	243099	BRONZE	SUNBURST	72	INT TH	233.4x175.5x4	9.19x6.91x0.156
CLARK/DANA	243329	GRAPHITE	SUNBURST	72	INT TH	244.2x175.5x4	9.62x6.91x0.156
CLARK/DANA	243330	STEEL	-	40	EXT TH	260x191x2.6	10.24x7.52x0.1
CLARK/DANA	243691	STEEL	-	71	EXT TH	182.6x117.9x1.8	7.19x4.64x0.069
CLARK/DANA	243737	BRONZE	RADIAL	52	INT TH	175x107x2.9	6.89x4.21x0.114
CLARK/DANA	243765	ASB FREE	16 HOLES	96	INT TH	357.8x298.4x17.5	14.09x11.75x0.689
CLARK/DANA	243765GSM	NYLON	16 HOLES	96	INT TH	357.8x298.4x17.5	14.09x11.75x0.689
CLARK/DANA	243767	BACKPLATE	16 HOLES			354x314x4	13.94x12.36x0.157
CLARK/DANA	244133	STEEL	-	4	EXT LG	129x76x1.5	5.08x2.99x0.059
CLARK/DANA	244134	PAPER	2 PASS	33	INT TH	117.9x68.1x2.2	4.64x2.68x0.087
CLARK/DANA	244979	GRAPHITE	SUNBURST	52	INT TH	175.3x106.7x2.9	6.9x4.2x0.114
CLARK/DANA	244980	STEEL	-	71	EXT TH	182.6x117.9x1.8	7.19x4.64x0.069
CLARK/DANA	245238	STEEL	-	4	EXT LG	129x76x1.5	5.08x2.99x0.059
CLARK/DANA	245239	PAPER	2 PASS	33	INT TH	117.9x68.1x2.2	4.65x2.68x0.087
CLARK/DANA	245268	END PLATE	STEPPED	4	EXT LG	129x74x5	5.08x2.91x0.197
CLARK/DANA	245741	PAPER	2 PASS	45	INT TH	133.3x92.6x2.4	5.25x3.65x0.095
CLARK/DANA	245917	STEEL	HARDENED	60	EXT TH	154.2x113.8x1.8	6.07x4.48x0.07
CLARK/DANA	245935	GRAPHITE	2 PASS	72	INT TH	233.4x175.5x4	9.19x6.91x0.156

	BRAND	PART NUMBER	MATERIAL	GROOVE DETAILS	TEETH	TYPE	SIZE MM	SIZE INCH
     	CLARK/DANA	246744	PAPER	2 PASS	33	INT TH	117.9x68.1x2.2	4.65x2.68x0.087
	CLARK/DANA	247041	ASB FREE	24 HOLES	90	INT TH	451.1x374.9x28	17.76x14.76x1.102
	CLARK/DANA	247041GSM	NYLON	24 HOLES	90	INT TH	451.1x374.9x28	17.76x14.76x1.102
	CLARK/DANA	247273	STEEL	-	71	EXT TH	182.6x117.9x1.8	7.19x4.64x0.069
	CLARK/DANA	247274	STEEL	-	60	EXT TH	154.2x113.8x1.8	6.07x4.48x0.07
	CLARK/DANA	247274	STEEL	HARDENED	60	EXT TH	154.2x113.8x1.8	6.07x4.48x0.07
	CLARK/DANA	250421	STEEL	-	7	(28)EX TH	314.2x227.3x2	12.37x8.95x0.079
	CLARK/DANA	251393	STEEL	-	40	EXT TH	260x191x2	10.24x7.52x0.079
	CLARK/DANA	251691	CARBON PA	2 PASS	72	INT TH	233.4x175.5x4	9.19x6.91x0.156
	CLARK/DANA	251692	CARBON PA	2 PASS	60	INT TH	195.1x145x4	7.68x5.71x0.156
	CLARK/DANA	251702	GRAPHITE	SUNBURST	72	INT TH	244.2x175.5x4	9.62x6.91x0.156
	CLARK/DANA	251708	CARBON PA	2 PASS	80	INT TH	326.9x247.9x5.5	12.87x9.76x0.216
	CLARK/DANA	801780	ASB.FREE	16HOLES	96	INT TH	357.9x298.5x20.8	14.09x11.75x0.819
	CLARK/DANA	801780GSM	NYLON	16HOLES	96	INT TH	357.9x298.5x20.8	14.09x11.75x0.819
	CLARK/DANA	801874	ASB FREE	24 HOLES	90	INT TH	451.1x374.9x28	17.76x14.76x1.102
	CLARK/DANA	801874BP/GSM	NYLON	24 HOLES	90	INT TH	451.1x374.9x28	17.76x14.76x1.102
	CLARK/DANA	801874GSM	NYLON	24 HOLES	90	INT TH	451.1x374.9x28	17.76x14.76x1.102
	CLARK/DANA	802051	PAPER	2 PASS	52	INT TH	148.6x107.7x2.9	5.85x4.24x0.114
	CLARK/DANA	802183	ASB FREE	16 HOLES	96	INT TH	357.8x298.4x17.5	14.09x11.75x0.689
	CLARK/DANA	802183GSM	NYLON	16 HOLES	96	INT TH	357.8x298.4x17.5	14.09x11.75x0.689
	CLARK/DANA	802392	ASB FREE	16HOLES	96	INT TH	357.9x298.5x17.5	14.09x11.75x0.689
	CLARK/DANA	802392GSM	NYLON	16 HOLES	96	INT TH	357.8x298.4x17.5	14.09x11.75x0.689
	CLARK/DANA	802495BP/GSM	NYLON	24 HOLES	90	INT TH	451.1x374.9x28	17.76x14.76x1.102
	CLARK/DANA	802495GSM	NYLON	24 HOLES	90	INT TH	451.1x374.9x28	17.76x14.76x1.102
	CLARK/DANA	802539	NYLON	24 HOLES	90	INT TH	451.1x374.9x28	17.76x14.76x1.102
	CLARK/DANA	802544GSM	NYLON	32HOLES	96	INT TH	357.9x298.5x17.5	14.09x11.75x0.689
	CLARK/DANA	802553P	NYLON	16HOLES	96	INT TH	357.9x298.5x20.8	14.09x11.75x0.819
	CLARK/DANA	802643	NYLON	16HOLES	96	INT TH	357.9x298.5x17.5	14.09x11.75x0.689
	CLARK/DANA	802647	ASB FREE	16 HOLES	96	INT TH	357.8x298.4x17.5	14.09x11.75x0.689
	CLARK/DANA	878366	STEEL	END PLATE	54	EXT TH	139.2x98.2x8.7	5.48x3.87x0.343
	CLARK/DANA	878372	STEEL	END PLATE	54	EXT TH	139.2x98.2x8.3	5.48x3.87x0.327
	CLARK/DANA	878373	BRONZE	240 RADIAL	45	INT TH	133.1x92.7x1.6	5.24x3.65x0.063
	CLARK/DANA	878374	STEEL	-	54	EXT TH	139.2x98.6x1.8	5.48x3.88x0.07
CLARK/DANA	884369	STEEL	REINF PLATE	6	HOLE	186.5x132x2.1	7.34x5.2x0.83	
CLARK/DANA	887983	BRONZE	RADIAL	59	INT TH	190.8x147.3x3	7.51x5.8x0.118	
CLARK/DANA	887984	STEEL	-	3	EXT LG	214.9x155.7x1.8	8.46x6.13x0.07	
CLARK/DANA	888027	BRONZE	240 RADIAL	45	INT TH	133.1x92.7x1.6	5.24x3.65x0.063	
CLARK/DANA	907566	PAPER	2 PASS	45	INT TH	133.1x92.7x2.1	5.24x3.65x0.083	
CLARK/DANA	907567	STEEL	-	54	EXT TH	139.2x98.6x3	5.48x3.88x0.118	
CLARK/DANA	927618	STEEL	-	6	EXT LG	152.5x95x4	6x3.74x0.157	
CLARK/DANA	927619	PAPER	2 PASS	36	INT TH	134x87.8x2.3	5.28x3.46x0.093	

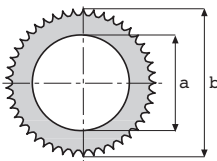
IT



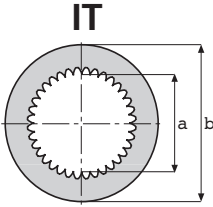
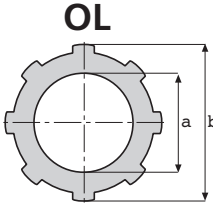
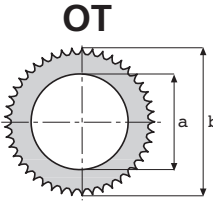



OL



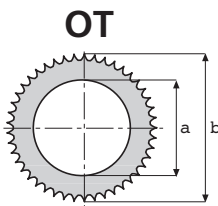
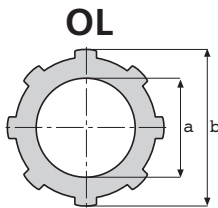
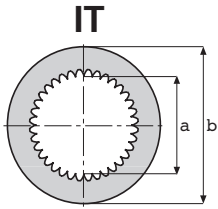
OT



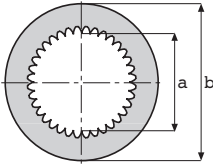
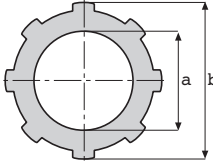
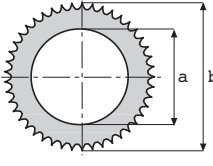

BRAND	PART NUMBER	MATERIAL	GROOVE DETAILS	TEETH	TYPE	SIZE MM	SIZE INCH
CLARK/DANA	927620	STEEL	-	6	EX LG	152.5x95x2	6x3.74x0.079
CLARK/DANA	927707	PAPER	2 PASS	62	INT TH	204x152.7x3.7	8.03x6.01x0.148
CLARK/DANA	927708	STEEL	-	70	(74)EX TH	209x161x2.5	8.23x6.34x0.1
CLARK/DANA	1239226	STEEL	-	3	EXT SL	247x162x3.4	9.72x6.38x0.134
CLARK/DANA	1239227	PAPER	WAFFLE	24	INT TH	228.5x60x3.2	9x2.36x0.126
CLARK/DANA	2106605	STEEL	-	12	EXT LG	414.3x254x4.7	16.31x10x0.185
CLARK/DANA	2106606	GRAPHITE	SUNBURST	36	INT TH	394.5x222.3x6.2	15.53x8.75x0.245
CLARK/DANA	2108352	GRAPHITE	SUNBURST	36	INT TH	394.5x222.3x6.2	15.53x8.75x0.245
CLARK/DANA	2108427	STEEL	-	9	EXT LG	477.8x338.6x4.7	18.81x13.33x0.185
CLARK/DANA	2108428	GRAPHITE	SUNBURST	34	(38)IN TH	456.7x313.7x7.8	17.98x12.35x0.308
CLARK/DANA	2108994	STEEL	-	30	(55)EX TH	474x338.6x4.7	18.66x13.33x0.185
CLARK/DANA	2110446	STEEL	-	16	EXT TH	176.2x103.5x3.9	6.94x4.07x0.155
CLARK/DANA	2110747	CARBON PA	SUNBURST	15	INT TH	185.4x64.9x4.9	7.3x2.56x0.191
CLARK/DANA	2110750	STEEL	-	27	EXT TH	213.1x95.2x2.6	8.39x3.75x0.102
CLARK/DANA	2110852	GRAPHITE	SUNBURST	36	INT TH	394.5x222.3x5.2	15.53x8.75x0.203
CLARK/DANA	2110857	SPRING	-	-	-	-	-
CLARK/DANA	2110864	STEEL	-	12	EXT LG	414.3x254x4.7	16.31x10x0.185
CLARK/DANA	2111835	GRAPHITE	SUNBURST	34	(38)IN TH	457.2x313.4x6.8	18x12.34x0.268
CLARK/DANA	2111847	STEEL	-	48	(96)EX TH	499.1x337.8x4.8	19.65x13.3x0.187
CLARK/DANA	2114524	MOLYBDENUM	SPIRAL	22	(37)IN TH	128.4x76.5x4.7	5.06x3.01x0.185
CLARK/DANA	2114639	STEEL	SUNB/HARD	12	EXT LG	144x84.4x4.8	5.67x3.32x0.189
CLARK/DANA	2114873	STEEL	-	8	EXT LG	327.5x198.3x4.8	12.89x7.81x0.189
CLARK/DANA	2114880	CARBON PA	WAFFLE	36	INT TH	305x56.5x5.4	12.01x2.22x0.211
CLARK/DANA	2115238	CARBON PA	3 PASS	34	(38)IN TH	456.7x313.7x6.8	17.98x12.35x0.268
CLARK/DANA	2115239	STEEL	-	9	EXT LG	477.8x338.6x4.7	18.81x13.33x0.185
CLARK/DANA	2115240	STEEL	-	30	(55)EX TH	474x338.6x4.7	18.66x13.33x0.185
CLARK/DANA	2115856	CARBON PA	3 PASS	36	INT TH	394.5x222.3x5.4	15.53x8.75x0.213
CLARK/DANA	2115857	STEEL	-	12	EXT LG	414.3x254x4.7	16.31x10x0.185
CLARK/DANA	2115913	STEEL	-	48	(96)EX TH	499.1x337.8x4.8	19.65x13.3x0.187
CLARK/DANA	2116295	STEEL	-	24	EXT LG	501x338x4.8	19.72x13.31x0.189
CLARK/DANA	2787359	STEEL	-	26	EXT TH	143.5x89.5x2.2	5.65x3.52x0.084
CLARK/DANA	2787362	END PLATE	-	26	EXT TH	143.4x89.5x10.9	5.65x3.52x0.429
CLARK/DANA	2787368	STEEL	-	26	EXT TH	143.5x89.5x2.2	5.65x3.52x0.084
CLARK/DANA	2794675	PAPER	2 PASS	40	INT TH	127.1x82.2x2.7	5x3.24x0.108
CLARK/DANA	2810118	PAPER	WAFFLE	52	INT TH	148.6x107.7x3	5.85x4.24x0.118
CLARK/DANA	2821953	PAPER	2 PASS	40	INT TH	127.1x82.2x2.7	5x3.24x0.108
CLARK/DANA	2822116	PAPER	2 PASS	33	INT TH	117.9x68.1x2.2	4.64x2.68x0.087
CLARK/DANA	3734356	BRONZE	RADIAL	52	INT TH	148.6x107.7x2.6	5.85x4.24x0.102
CLARK/DANA	4204265	PAPER	2 PASS/PLAIN	54	EXT TH	139x99x2	5.47x3.9x0.077
CLARK/DANA	4204266	PAPER	2 PASS	54	EXT TH	139x99x2.7	5.47x3.9x0.104
CLARK/DANA	4204267	STEEL	-	45	INT TH	133x92.7x2	5.24x3.65x0.079

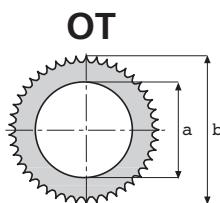
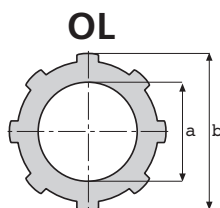
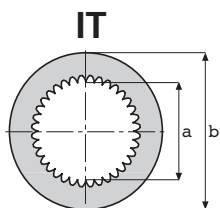
	BRAND	PART NUMBER	MATERIAL	GROOVE DETAILS	TEETH	TYPE	SIZE MM	SIZE INCH	
  	CLARK/DANA	4206373	PAPER	WAFFLE	52	EXT TH	167.5x114x2.6	6.59x4.49x0.102	
	CLARK/DANA	4206374	STEEL	-	52	INT TH	161x107x2	6.34x4.21x0.079	
	CLARK/DANA	4206417	PAPER	WAFFLE/PLAIN	52	EXT TH	167.5x114x2	6.59x4.49x0.077	
	CLARK/DANA	4207140	STEEL	-	52	EXT TH	167.5x114x2.5	6.59x4.49x0.098	
	CLARK/DANA	4207141	PAPER	WAFFLE	52	INT TH	161x107x2.9	6.34x4.21x0.112	
	CLARK/DANA	4207419	STEEL	-	78	EXT TH	200x114x3	7.87x4.49x0.118	
	CLARK/DANA	4207444	STEEL	-	45	INT TH	148.3x92.7x2.3	5.84x33.65x0.089	
	CLARK/DANA	4207445	CARBON PA	WAFFLE	60	EXT TH	154x99x2.7	6.06x3.9x0.104	
	CLARK/DANA	4207446	CARBON PA	WAFFLE/PLAIN	60	EXT TH	154x99x1.9	6.06x3.9x0.075	
	CLARK/DANA	4207455	STEEL	-	78	EXT TH	200x114x2.3	7.87x4.49x0.089	
	CLARK/DANA	4207620	STEEL	-	54	EXT TH	139x99x2	5.47x3.9x0.079	
	CLARK/DANA	4207621	PAPER	WAFFLE	45	INT TH	133.3x92.8x2.6	5.25x3.65x0.102	
	CLARK/DANA	4208111	CARBON PA	WAFFLE	52	INT TH	193x107.5x2.6	7.6x4.23x0.102	
	CLARK/DANA	4209872	GRAPHITE	SUNBURST	52	INT TH	175.3x106.7x2.9	6.9x4.2x0.114	
	CLARK/DANA	4209872	GRAPHITE	SUNB/HARDENED	52	INT TH	175.3x106.7x2.9	6.9x4.2x0.114	
	CLARK/DANA	4210570	CARBON PA	WAFFLE	52	INT TH	193x107.5x2.6	7.6x4.23x0.102	
	CLARK/DANA	4211245	STEEL	-	45	INT TH	133x92.7x2	5.24x3.65x0.079	
	CLARK/DANA	4211394	CARBON PA	WAFFLE	60	EXT TH	154x99x2.7	6.06x3.9x0.104	
	CLARK/DANA	4211395	CARBON PA	WAFFLE/PLAIN	60	EXT TH	154x99x1.9	6.06x3.9x0.075	
	CLARK/DANA	4211500	GRAPHITE	SUNBURST	72	INT TH	244.2x175.5x4	9.62x6.91x0.156	
	CLARK/DANA	4214248	STEEL	-	45	INT TH	148.3x92.7x2.3	5.84x33.65x0.089	
	CLARK/DANA	4215359	PAPER	2 PASS/PLAIN	54	EXT TH	139x99x2	5.47x3.9x0.077	
	CLARK/DANA	4215360	PAPER	2 PASS	54	EXT TH	139x99x2.7	5.47x3.9x0.104	
	CLARK/DANA	4215606	CARBON PA	WAFFLE	52	INT TH	193x107.5x2.6	7.6x4.23x0.102	
	CLARK/DANA	4215607	CARBON PA	WAFFLE	60	EXT TH	154x99x2.7	6.06x3.9x0.104	
	CLARK/DANA	4215608	CARBON PA	WAFFLE/PLAIN	60	EXT TH	154x99x1.9	6.06x3.9x0.075	
	CLARK/DANA	4324200	STEEL	HARDENED	54	EXT TH	139.2x98.6x1	5.48x3.88x0.039	
	CLARK/DANA	4344394	STEEL	-	51	EXT TH	103.8x77.5x1	4.09x3.05x0.039	
	CLARK/DANA	4345396	PAPER	2 PASS	28	INT TH	107.6x54.2x2.4	4.24x2.13x0.094	
	CLARK/DANA	7000727	END PLATE	STEPPED	54	EXT TH	139.2x98.6x9	5.48x3.88x0.354	
	CLARK/DANA	8027046	PAPER	2 PASS	36	INT TH	134x87.8x2.3	5.28x3.46x0.093	
	  	DAEWOO / DOOSAN	3T25675	STEEL	-	43	(64)EX TH	205.5x145.4x3.5	8.09x5.72x0.138
		DAEWOO / DOOSAN	3T34005	PAPER	2 PASS	44	INT TH	196.9x138x2.8	7.75x5.43x0.11
DAEWOO / DOOSAN		6T9456	STEEL	-	60	EXT TH	154.2x113.8x3.1	6.07x4.48x0.123	
DAEWOO / DOOSAN		7T2742	STEEL	FLEXI PLATE	6	HOLE	339.7x133.4x1.5	13.37x5.25x0.059	
DAEWOO / DOOSAN		A153115	BRONZE	SUNBURST	65	EXT TH	137x105.2x1.8	5.39x4.14x0.071	
DAEWOO / DOOSAN		A153116	STEEL	HARDENED	36	INT TH	129.7x90x1.8	5.11x3.54x0.071	
DAEWOO / DOOSAN		A153155	PAPER	WAFFLE	36	INT TH	130x90x2.6	5.12x3.54x0.102	
DAEWOO / DOOSAN	A153156	STEEL	-	4	EXT SL	172x100x1.5	6.77x3.94x0.059		
DAEWOO / DOOSAN	A188853	PAPER	2 PASS	34	INT TH	136x68.2x2.1	5.35x2.69x0.081		



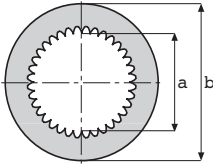
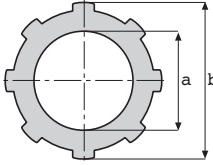
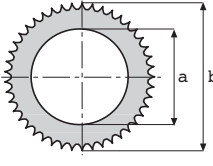





BRAND	PART NUMBER	MATERIAL	GROOVE DETAILS	TEETH	TYPE	SIZE MM	SIZE INCH
DAEWOO / DOOSAN	A213070	STEEL	-	24	INT TH	122x60x3	4.8x2.36x0.118
DAEWOO / DOOSAN	A213071	PAPER	WAFFLE	50	EXT TH	128.9x80x2.3	5.07x3.15x0.091
DAEWOO / DOOSAN	A213073	STEEL	-	24	INT TH	122x60x7	4.8x2.36x0.276
DAEWOO / DOOSAN	A213498	STEEL	-	24	INT TH	122x60x5	4.8x2.36x0.197
DAEWOO / DOOSAN	A233400	PAPER	WAFFLE	14	INT TH	228x48x3.2	8.98x1.89x0.126
DAEWOO / DOOSAN	A233400	P206	WAFFLE	14	INT TH	228x48x3.2	8.98x1.89x0.126
DAEWOO / DOOSAN	A243353	GRAPHITE	SUNBURST	36	(73)EX TH	151.5x101.5x3.5	5.96x4x0.138
DAEWOO / DOOSAN	A243356	GRAPH/STL	SUN/PLAIN	36	(73)EX TH	151.5x101.5x2.8	5.96x4x0.108
DAEWOO / DOOSAN	A243359	BRONZE	WAFFLE	22	INT TH	71.7x44x1.6	2.82x1.73x0.063
DAEWOO / DOOSAN	A250539	BRONZE	SPR/RAD	24	INT TH	143x109.8x1.6	5.63x4.32x0.061
DAEWOO / DOOSAN	A250596	STEEL	-	12	EXT TH	156x119.2x1.2	6.14x4.69x0.045
DAEWOO / DOOSAN	A252423	PAPER	2 PASS	22	INT TH	185.5x53.3x3.2	7.3x2.1x0.126
DAEWOO / DOOSAN	A252425	STEEL	-	6	EXT LG	212.5x115.8x2.5	8.37x4.56x0.096
DAEWOO / DOOSAN	A273051	PAPER	2 PASS	41	INT TH	125x68.6x2.6	4.92x2.7x0.102
DAEWOO / DOOSAN	A373219	PAPER	2 PASS	41	INT TH	125x68.6x2.7	4.92x2.7x0.106
DAEWOO / DOOSAN	A373220	STEEL	-	8	EXT LG	134.4x81x1.6	5.29x3.19x0.063
DAEWOO / DOOSAN	A403027	PAPER	2 PASS	47	INT TH	220x90.5x4	8.66x3.56x0.157
DAEWOO / DOOSAN	A403028	STEEL	-	3	EXT SL	235x153x2.5	9.25x6.02x0.098
DAEWOO / DOOSAN	A453374	PAPER	WAFFLE	40	INT TH	119.7x79x1.6	4.71x3.11x0.063
DAEWOO / DOOSAN	A453375	CARBON PA	WAFFLE	34	INT TH	109.7x68.4x1.6	4.32x2.69x0.063
DAEWOO / DOOSAN	A608549	STEEL	HARDENED	54	EXT TH	139.2x98.6x1	5.48x3.88x0.039
DAEWOO / DOOSAN	D141112	PAPER	WAFFLE	54	INT TH	216x135x4.6	8.5x5.31x0.181
DAEWOO / DOOSAN	D141113	PAPER	2 PASS	52	INT TH	148.6x107.7x1.8	5.85x4.24x0.07
DAEWOO / DOOSAN	D161368	STEEL	FLEXI PLATE	6	HOLE	339.7x133.4x1.5	13.37x5.25x0.059
DAEWOO / DOOSAN	D180320	STEEL	-	54	EXT TH	139.2x98.6x3	5.48x3.88x0.118
DAEWOO / DOOSAN	D180339	PAPER	2 PASS	45	INT TH	133.1x92.7x2.1	5.24x3.65x0.083
DAEWOO / DOOSAN	D700251	STEEL	-	53	EXT TH	226x142.9x2.5	8.9x5.63x0.098
DAEWOO / DOOSAN	D700497	STEEL	FLEXI PLATE	6	HOLE	339.7x133.4x1.5	13.37x5.25x0.059
DAEWOO / DOOSAN	K9000013	CARBON PA	RADIAL	64	EXT TH	196x142x3.4	7.72x5.59x0.132
DAEWOO / DOOSAN	K9000036	STEEL	-	45	INT TH	185x132.7x2.5	7.28x5.22x0.098
DAEWOO / DOOSAN	K9000037	STEEL	-	45	INT TH	185x132.7x3	7.28x5.22x0.118
DAEWOO / DOOSAN	K9000257	PAPER	WAF/WAG	64	INT TH	345x252.1x4.7	13.58x9.93x0.185
DAEWOO / DOOSAN	K9000258	MOLYBDENUM	SPR/WAG	40	INT TH	172x84.1x3	6.77x3.31x0.118
DAEWOO / DOOSAN	K9000264	STEEL	HARDENED	4	EXT LG	189.8x92.1x3.1	7.47x3.63x0.122
DAEWOO / DOOSAN	K9000265	STEEL	HARDENED	4	EXT LG	189.8x92.1x2.7	7.47x3.63x0.106
DAEWOO / DOOSAN	K9000266	STEEL	HARDENED	4	EXT LG	189.8x92.1x3	7.47x3.63x0.118
DAEWOO / DOOSAN	K9000267	STEEL	HARDENED	4	EXT LG	189.8x92.1x2.9	7.47x3.63x0.114
DAEWOO / DOOSAN	K9000268	STEEL	HARDENED	4	EXT LG	189.8x92.1x3.2	7.47x3.63x0.126
DAEWOO / DOOSAN	K9000270	STEEL	HARDENED	4	EXT LG	189.8x92.1x3.3	7.47x3.63x0.13
DAEWOO / DOOSAN	K9000287	STEEL	-	20	EXT LG	372.5x262.5x4	14.67x10.33x0.157
DAEWOO / DOOSAN	K9000327	STEEL	-	20	EXT LG	372.5x262.5x2	14.67x10.33x0.079

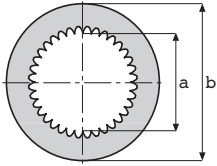
	BRAND	PART NUMBER	MATERIAL	GROOVE DETAILS	TEETH	TYPE	SIZE MM	SIZE INCH
<b>IT</b> 	DAEWOO / DOOSAN	K9000501	PAPER	3 PASS	57	INT TH	360x237x4.5	14.17x9.33x0.177
	DAEWOO / DOOSAN	K9000525	PAPER	2 PASS	54	INT TH	325x224x4.5	12.8x8.82x0.177
	DAEWOO / DOOSAN	K9000665	MOLYBDENUM	SPR/WAG	26	INT TH	147.8x75.4x3	5.82x2.97x0.118
<b>OL</b> 	DAEWOO / DOOSAN	K9000746	STEEL	HARDENED	6	EXT SL	130x66.8x2.3	5.12x2.63x0.091
	DAEWOO / DOOSAN	K9000750	MOLYBDENUM	SPR/WAG	46	(50)IN TH	117.5x62.6x2.6	4.63x2.46x0.102
	DAEWOO / DOOSAN	K9001887	BRONZE	WAF/WAG	64	INT TH	345x252x3.8	13.58x9.92x0.15
<b>OT</b> 	DAEWOO / DOOSAN	K9001888	STEEL	HARDENED	20	EXT LG	374x262x2.4	14.72x10.31x0.094
	DAEWOO / DOOSAN	K9002025	STEEL	-	45	INT TH	185x132.7x3.5	7.28x5.22x0.138
	DAEWOO / DOOSAN	K9002026	STEEL	-	45	INT TH	185x132.7x4	7.28x5.22x0.157
	DAEWOO / DOOSAN	K9002702	PAPER	WAF/WAG	64	INT TH	345x252.1x4.7	13.58x9.93x0.185
	DAEWOO / DOOSAN	K9004084	CARBON PA	WAFFLE	8	EXT LG	262.7x155x4.5	10.34x6.1x0.177
	DAEWOO / DOOSAN	K9004158	STEEL	-	36	(48)IN TH	236x144.2x2.5	9.29x5.68x0.098
	DAEWOO / DOOSAN	K9004327	PAPER/PLAIN	RADIAL	27	EXT TH	137x93.7x1.9	5.39x3.69x0.073
	DAEWOO / DOOSAN	K9004328	CARBON PA	RADIAL	27	EXT TH	137x93.7x2.5	5.39x3.69x0.098
	DAEWOO / DOOSAN	MX508790	STEEL	HARD/BLACK	45	INT TH	170x132.7x3.5	6.69x5.22x0.138
	DAEWOO / DOOSAN	MX508790	STEEL	-	45	INT TH	170x132.7x3.5	6.69x5.22x0.138
	DAEWOO / DOOSAN	MX508791	STEEL	-	45	INT TH	170x132.7x2	6.69x5.22x0.077
	DAEWOO / DOOSAN	MX508792	STEEL	HARD/BLACK	45	INT TH	170x132.7x2.5	6.69x5.22x0.098
	DAEWOO / DOOSAN	MX508792	STEEL	-	45	INT TH	170x132.7x2.5	6.69x5.22x0.098
	DAEWOO / DOOSAN	MX508793	STEEL	HARD/BLACK	45	INT TH	170x132.7x3	6.69x5.22x0.118
	DAEWOO / DOOSAN	MX508795	BRONZE	SPR/RAD	35	EXT TH	176.5x142x2.5	6.95x5.51x0.096
	DAEWOO / DOOSAN	MX508796	BRNZ/PLN	SPR/RAD	35	EXT TH	176.5x142x2	6.95x5.51x0.077
	DAEWOO / DOOSAN	MX510818	BRNZ/PLN	SUNBURST	64	EXT TH	196x142x2	7.72x5.59x0.077
	DAEWOO / DOOSAN	1021-666-005	PAPER	2 PASS	45	INT TH	133.1x92.7x2.1	5.24x3.65x0.083
	DAEWOO / DOOSAN	352-00014	STEEL	-	12	EXT LG	188.5x158x1.5	7.42x6.22x0.059
	DAEWOO / DOOSAN	355-00019	STEEL	-	75	EXT TH	383x253x2.5	15.08x9.96x0.098
	DAEWOO / DOOSAN	355-00020	STEEL	-	75	EXT TH	383x253x3.3	15.08x9.96x0.128
	DAEWOO / DOOSAN	355-00022	STEEL	-	75	EXT TH	345x243x2.5	13.58x9.57x0.098
	DAEWOO / DOOSAN	355-00023	STEEL	-	75	EXT TH	345x243x3.3	13.58x9.57x0.128
	DAEWOO / DOOSAN	412-00013	ELASTOMER	RADIAL	56	(60)IN TH	180x145x4	7.09x5.71x0.157
	DAEWOO / DOOSAN	1222-2001	STEEL	-	12	EXT SL	174.5x85.6x1.8	6.87x3.37x0.071
	DAEWOO / DOOSAN	1222-2018	STEEL	-	12	EXT SL	174.5x85.6x1.8	6.87x3.37x0.071
	DAEWOO / DOOSAN	1222-2019	BRONZE	SPR/WAG	32	INT TH	146.1x78.5x1.6	5.75x3.09x0.063
	DAEWOO / DOOSAN	4355-7002	PAPER	2 PASS	41	INT TH	250x170x4.5	9.84x6.69x0.177
	DAEWOO / DOOSAN	4355-7004	STEEL	-	77	EXT TH	274x182x4	10.79x7.17x0.157
	DAEWOO / DOOSAN	4355-7010	PAPER	2 PASS	54	INT TH	325x224x4.5	12.8x8.82x0.177
	DAEWOO / DOOSAN	4355-7011	STEEL	-	75	EXT TH	345x243x3.9	13.58x9.57x0.154
	DAEWOO / DOOSAN	4355-7012	STEEL	-	75	EXT TH	345x243x4.2	13.58x9.57x0.165
	DAEWOO / DOOSAN	4355-7013	STEEL	-	75	EXT TH	345x243x4.5	13.58x9.57x0.177
DAEWOO / DOOSAN	4355-7014	STEEL	-	75	EXT TH	345x243x5	13.58x9.57x0.197	
DAEWOO / DOOSAN	4355-7015	PAPER	3 PASS	57	INT TH	360x237x4.5	14.17x9.33x0.177	



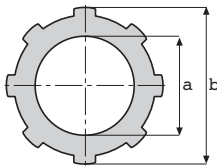
BRAND	PART NUMBER	MATERIAL	GROOVE DETAILS	TEETH	TYPE	SIZE MM	SIZE INCH
DAEWOO / DOOSAN	4355-7016	STEEL	-	75	EXT TH	383x253x4.5	15.08x9.96x0.177
DAEWOO / DOOSAN	4355-7017	STEEL	-	75	EXT TH	383x253x4.3	15.08x9.96x0.167
DAEWOO / DOOSAN	7123-32360	PAPER	2 PASS	41	INT TH	250x170x4.5	9.84x6.69x0.177
DAEWOO / DOOSAN	7124-22540	STEEL	-	75	EXT TH	345x243x3.9	13.58x9.57x0.154
DAEWOO / DOOSAN	7124-52500	STEEL	-	75	EXT TH	383x253x4.5	15.08x9.96x0.177
DAEWOO / DOOSAN	0501 208 435	PAPER	4 PASS	42	INT TH	340x206x5.5	13.39x8.11x0.217
DAEWOO / DOOSAN	0501 314 381	PAPER	3 PASS	35	INT TH	179x103x3.5	7.05x4.05x0.138
DAEWOO / DOOSAN	4474 308 082	STEEL	-	91	EXT TH	355x217x4.5	13.98x8.54x0.177
DAEWOO / DOOSAN	4474 308 083	STEEL	-	91	EXT TH	355x217x5	13.98x8.54x0.197
DAEWOO / DOOSAN	4474 308 084	STEEL	-	91	EXT TH	355x217x5.5	13.98x8.54x0.217
DAEWOO / DOOSAN	4645 251 022	BRONZE	SPR/RAD	24	INT TH	143x109.8x1.6	5.63x4.32x0.061
DAEWOO / DOOSAN	4645 351 023	STEEL	-	12	EXT TH	156x119.2x1.2	6.14x4.69x0.045
DAEWOO / DOOSAN	4656 251 021	BRONZE	SPR/RAD	34	INT TH	100x68.2x1.6	3.94x2.69x0.061
DAEWOO / DOOSAN	3146363	PAPER	2 PASS	72	INT TH	298x215x4.5	11.73x8.46x0.177
DAEWOO / DOOSAN	3146743	PAPER	2 PASS	54	INT TH	325x224x4.5	12.8x8.82x0.177
DAEWOO / DOOSAN	3146763	PAPER	3 PASS	57	INT TH	360x237x4.5	14.17x9.33x0.177
DAEWOO / DOOSAN	3146793	STEEL	-	75	EXT TH	315x226x3.9	12.4x8.9x0.154
DAEWOO / DOOSAN	3146803	STEEL	-	75	EXT TH	315x226x4.5	12.4x8.9x0.177
DAEWOO / DOOSAN	3146813	STEEL	-	75	EXT TH	315x226x5	12.4x8.9x0.197
DAEWOO / DOOSAN	3146823	STEEL	-	75	EXT TH	345x243x3.9	13.58x9.57x0.154
DAEWOO / DOOSAN	3146833	STEEL	-	75	EXT TH	345x243x4.5	13.58x9.57x0.177
DAEWOO / DOOSAN	3146843	STEEL	-	75	EXT TH	345x243x5	13.58x9.57x0.197
DAEWOO / DOOSAN	3146853	STEEL	-	75	EXT TH	383x253x3.9	15.08x9.96x0.154
DAEWOO / DOOSAN	3146863	STEEL	-	75	EXT TH	383x253x4.5	15.08x9.96x0.177
DAEWOO / DOOSAN	3146873	STEEL	-	75	EXT TH	383x253x5	15.08x9.96x0.197
DAEWOO / DOOSAN	3154543	STEEL	-	75	EXT TH	315x226x4.3	12.4x8.9x0.167
DAEWOO / DOOSAN	3200513	STEEL	-	75	EXT TH	345x243x4.2	13.58x9.57x0.165
DAEWOO / DOOSAN	3200523	STEEL	-	75	EXT TH	383x253x4.3	15.08x9.96x0.167
DAEWOO / DOOSAN	3243233	PAPER	3 PASS	57	INT TH	360x237x4.5	14.17x9.33x0.177
DAEWOO / DOOSAN	1.114-00173	STEEL	-	45	INT TH	185x132.7x3	7.28x5.22x0.118
DAEWOO / DOOSAN	1.114-00174	STEEL	-	45	INT TH	185x132.7x3.5	7.28x5.22x0.138
DAEWOO / DOOSAN	1.114-00175	STEEL	-	45	INT TH	185x132.7x4	7.28x5.22x0.157
DAEWOO / DOOSAN	1.222-00001	PAPER/PLAIN	RADIAL	34	EXT TH	177.4x111.5x1.9	6.98x4.39x0.075
DAEWOO / DOOSAN	1.222-00002	CARBON PA	RADIAL	34	EXT TH	177.4x111.5x2.5	6.98x4.39x0.098
DAEWOO / DOOSAN	1.222-00003	PAPER/PLAIN	RADIAL	44	EXT TH	158.8x111.5x1.9	6.25x4.39x0.075
DAEWOO / DOOSAN	1.222-00004	CARBON PA	RADIAL	44	EXT TH	158.8x111.5x2.5	6.25x4.39x0.098
DAEWOO / DOOSAN	1.222-00020	STEEL	-	35	INT TH	170.9x102.9x2	6.73x4.05x0.079
DAEWOO / DOOSAN	1.222-00021	STEEL	-	35	INT TH	170.9x102.9x2.5	6.73x4.05x0.098
DAEWOO / DOOSAN	1.222-00022	STEEL	-	29	INT TH	131.1x85.1x1.5	5.16x3.35x0.059
DAEWOO / DOOSAN	1.222-00023	STEEL	-	29	INT TH	131.1x85.1x2	5.16x3.35x0.079
DAEWOO / DOOSAN	1.222-00024	STEEL	-	29	INT TH	131.1x85.1x2.5	5.16x3.35x0.098

	BRAND	PART NUMBER	MATERIAL	GROOVE DETAILS	TEETH	TYPE	SIZE MM	SIZE INCH
<b>IT</b> 	DAEWOO / DOOSAN	1.222-00042	STEEL	HARD/BLACK	64	EXT TH	196.4x140x2.9	7.73x5.51x0.114
	DAEWOO / DOOSAN	1.222-00025	BRONZE	SUNBURST	35	EXT TH	177.5x109x2	6.99x4.29x0.079
	DAEWOO / DOOSAN	1.222-00026	BRONZE	SUNBURST	27	EXT TH	137.4x90.9x2	5.41x3.58x0.079
<b>OL</b> 	DAEWOO / DOOSAN	1.222-00028	STEEL	-	42	INT TH	167.8x102.5x2.5	6.61x4.04x0.098
	DAEWOO / DOOSAN	1.222-00029	STEEL	-	42	INT TH	150.9x102.5x2.5	5.94x4.04x0.098
	DAEWOO / DOOSAN	1.222-00031	PAPER	3 PASS	48	INT TH	232.7x142x4	9.16x5.59x0.157
<b>OT</b> 	DAEWOO / DOOSAN	1.222-00046	STEEL	-	81	EXT TH	243.6x152.1x2.5	9.59x5.99x0.098
	DAEWOO / DOOSAN	1.222-00048	STEEL	-	81	EXT TH	243.6x152.1x2	9.59x5.99x0.079
	DAEWOO / DOOSAN	2.114-00621	STEEL	-	45	INT TH	185x132.7x2.5	7.28x5.22x0.098
	DAEWOO / DOOSAN	2.114-00622	STEEL	-	45	INT TH	185x132.7x2	7.28x5.22x0.077
	DAEWOO / DOOSAN	2.222-00001	MOLYBDENUM	RADIAL	34	INT TH	109.8x66x1.3	4.32x2.6x0.052
	DAEWOO / DOOSAN	2.222-00002	STEEL	HARDENED	4	EXT LG	122.6x72.2x1.8	4.83x2.84x0.071
	DAEWOO / DOOSAN	2.222-00003	MOLYBDENUM/STEEL	RADIAL	34	INT TH	109.8x66x2.9	4.32x2.6x0.112
	DAEWOO / DOOSAN	2.222-00012	PAPER	SUNBURST	16	INT TH	201x40.5x4.9	7.91x1.59x0.192
	DAEWOO / DOOSAN	2.222-00013	STEEL	-	6	EXT LG	220x145.5x2.7	8.66x5.73x0.105
	DAEWOO / DOOSAN	2.222-00017	PAPER	2 PASS	54	INT TH	325x224x4.5	12.8x8.82x0.177
	DAEWOO / DOOSAN	2.222-00020	PAPER	SUNBURST	16	INT TH	201x40.5x4.9	7.91x1.59x0.192
	DAEWOO / DOOSAN	2.222-00029	STEEL	-	54	EXT TH	139.2x98.6x1.8	5.48x3.88x0.07
	DAEWOO / DOOSAN	2.222-00046	STEEL	-	3	EXT LG	216.9x144x2.7	8.54x5.67x0.106
	DAEWOO / DOOSAN	2.222-00047	CARBON PA	RADIAL	64	EXT TH	196x142x2.6	7.72x5.59x0.1
	DAEWOO / DOOSAN	2.222-00048	CARBON PA	RADIAL/PLAIN	64	EXT TH	196x142x2	7.72x5.59x0.079
	DAEWOO / DOOSAN	2.222-00080	PAPER	4 PASS	42	INT TH	340x206x5.5	13.39x8.11x0.217
	DAEWOO / DOOSAN	2.222-00082	STEEL	-	45	INT TH	170x132.7x2.5	6.69x5.22x0.098
	DAEWOO / DOOSAN	2.222-00083	STEEL	-	45	INT TH	170x132.7x3	6.69x5.22x0.118
	DAEWOO / DOOSAN	2.222-00084	STEEL	-	45	INT TH	170x132.7x3.5	6.69x5.22x0.138
	DAEWOO / DOOSAN	2.222-00085	STEEL	-	45	INT TH	170x132.7x4	6.69x5.22x0.157
	DAEWOO / DOOSAN	2.222-00086	STEEL	-	3	EXT LG	180x111x2.7	7.09x4.37x0.105
	DAEWOO / DOOSAN	2.222-00087	BRONZE	SPR/RAD	35	EXT TH	176.5x142x2.5	6.95x5.51x0.096
	DAEWOO / DOOSAN	2.222-00088	BRNZ/PLN	SPR/RAD	35	EXT TH	176.5x142x2	6.95x5.51x0.077
	DAEWOO / DOOSAN	2.222-00089	STEEL	-	91	EXT TH	355x217x4.5	13.98x8.54x0.177
	DAEWOO / DOOSAN	2.222-00090	STEEL	-	91	EXT TH	355x217x5	13.98x8.54x0.197
	DAEWOO / DOOSAN	2.222-00091	STEEL	-	91	EXT TH	355x217x5.5	13.98x8.54x0.217
	DAEWOO / DOOSAN	130106-00001	PAPER	2 PASS	47	INT TH	220x90.5x4	8.66x3.56x0.157
	DAEWOO / DOOSAN	130106-00022	PAPER	SUNBURST	16	INT TH	201x40.5x4.9	7.91x1.59x0.192
	DAEWOO / DOOSAN	130106-00063	BRONZE	SPR/RAD	35	EXT TH	176.5x142x2.5	6.95x5.51x0.096
	FANTUZZI	DO1.186046	STEEL	-	8	EXT LG	214x145.2x2	8.43x5.72x0.079
	FANTUZZI	DO2.126367	GRAPHITE	SUNBURST	64	INT TH	355.5x200x7.4	14x7.87x0.291
	FANTUZZI	DO2.186045	PAPER	WAFFLE	45	INT TH	195x130x3.8	7.68x5.12x0.15
	FANTUZZI	AC4.125242	STEEL	-	4	EXT LG	300x127x4.6	11.81x5x0.181
	FANTUZZI	AC4.125368	GRAPHITE	SUNBURST	25	INT TH	223.5x62x5.7	8.8x2.44x0.224

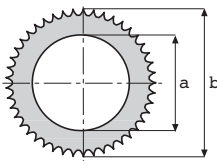
IT



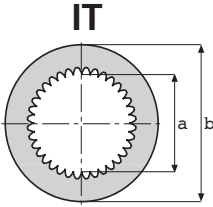
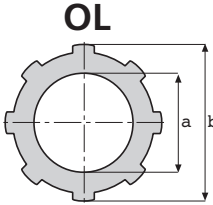
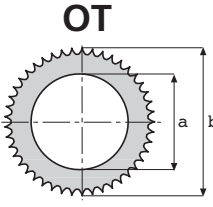



OL



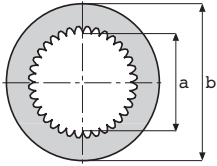
OT



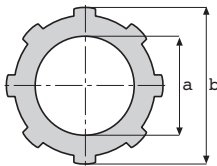
BRAND	PART NUMBER	MATERIAL	GROOVE DETAILS	TEETH	TYPE	SIZE MM	SIZE INCH
FANTUZZI	AC4.126409	STEEL	-	6	EXT SL	450x235x7.1	17.72x9.25x0.278
FANTUZZI	10.AC4.286057	PAPER	3 PASS	72	INT TH	467x281x5.5	18.38x11.06x0.217
FANTUZZI	10.AC4.286058	STEEL	-	120	EXT TH	483x300x5	19.02x11.81x0.197
FANTUZZI	1H7380700503	STEEL	-	3	EXT SL	201.7x129.5x2.7	7.94x5.1x0.106
FANTUZZI	1H7380761004	PAPER	2 PASS	19	IN TH	178x34x4.8	7.01x1.34x0.189
FANTUZZI	1K507275223	STEEL	-	70	EXT TH	358x229x5	14.09x9.02x0.197
FANTUZZI	1K507275293	PAPER	WAFFLE	42	INT TH	340x206x5.5	13.39x8.11x0.217
FANTUZZI	1K507275303	STEEL	-	96	EXT TH	488x310x6	19.21x12.2x0.236
FANTUZZI	1K507275343	PAPER	3 PASS	60	INT TH	466x284x5.6	18.35x11.18x0.22
FANTUZZI	1K507275773	STEEL	-	96	EXT TH	488x310x4	19.21x12.2x0.157
FANTUZZI	1K507275773b	STEEL	-	96	EXT TH	488x310x3.5	19.21x12.2x0.138
FANTUZZI	1K507275913	PAPER	WAFFLE	45	INT TH	340x221x4.1	13.39x8.7x0.161
FANTUZZI	1K507275923	STEEL	-	70	EXT TH	358x239x5	14.09x9.41x0.197
FANTUZZI	D210/507-275-303	STEEL	-	96	EXT TH	488x310x6	19.21x12.2x0.236
FANTUZZI	D209/507-275-343	PAPER	3 PASS	60	INT TH	466x284x5.6	18.35x11.18x0.22
FANTUZZI	2730.761001	BRONZE	SUNBURST	19	INT TH	177.8x34.3x4.8	7x1.35x0.189
FANTUZZI	2738.070001	STEEL	-	3	EXT SL	201.7x129.5x2.7	7.94x5.1x0.106
FANTUZZI	FTZ00485	STEEL	-	120	EXT TH	483x300x5	19.02x11.81x0.197
FANTUZZI	FTZ00486	PAPER	3 PASS	72	INT TH	467x281x5.5	18.38x11.06x0.217
FIATALLIS	000 14687	STEEL	-	67	INT TH	290.1x195.1x2.5	11.42x7.68x0.098
FIATALLIS	000 18752	STEEL	-	88	INT TH	365.8x273.1x2.3	14.4x10.75x0.09
FIATALLIS	000 22767	BRONZE	SUNBURST	134	EXT TH	429.8x320.7x3.9	16.92x12.63x0.155
FIATALLIS	000 22768	STEEL	-	97	INT TH	408.9x302x2.3	16.1x11.89x0.091
FIATALLIS	000 22770	STEEL	-	63	INT TH	289.1x193.8x2.3	11.38x7.63x0.09
FIATALLIS	000 25637	BRONZE	-	119	EXT TH	254x171.5x4.7	10x6.75x0.187
FIATALLIS	000 26391	BRONZE	-	120	EXT TH	384.8x292.6x4.7	15.15x11.52x0.187
FIATALLIS	000 48461	BRONZE	SPR/RAD	64	INT TH	356x198x7.1	14.02x7.8x0.28
FIATALLIS	005 08052	BRONZE	WAFFLE	76	EXT TH	164.1x103.1x2.8	6.46x4.06x0.11
FIATALLIS	005 08053	STEEL	-	40	INT TH	152.4x82.3x1.6	6x3.24x0.063
FIATALLIS	005 16809	BRONZE	-	67	EXT TH	347.5x256.5x4	13.68x10.1x0.156
FIATALLIS	005 16810	STEEL	-	48	INT TH	325.1x236.5x2.4	12.8x7.31x0.094
FIATALLIS	005 39747	STEEL	-	65	INT TH	259.8x190x2.5	10.23x7.48x0.098
FIATALLIS	005 55489	BRONZE	SPRWAG	50	INT TH	305x156x7.1	12.01x6.14x0.28
FIATALLIS	005 63495	BRONZE	-	95	EXT TH	305.6x212.6x4.7	12.03x8.37x0.187
FIATALLIS	005 66519	STEEL	-	21	INT TH	229x171x2	9.02x6.73x0.079
FIATALLIS	005 66520	BRONZE	-	28	EXT TH	239x180.1x4	9.41x7.09x0.157
FIATALLIS	005 67385	STEEL	-	67	INT TH	290.1x195.1x2.5	11.42x7.68x0.098
FIATALLIS	005 67386	BRONZE	-	95	EXT TH	305.6x212.6x4.7	12.03x8.37x0.187
FIATALLIS	005 75812	BRONZE	SPR/RAD	64	INT TH	356x198x7.1	14.02x7.8x0.28
FIATALLIS	005 81003	STEEL	-	45	INT TH	195.1x120.9x2.5	7.68x4.76x0.098

	BRAND	PART NUMBER	MATERIAL	GROOVE DETAILS	TEETH	TYPE	SIZE MM	SIZE INCH
     	FIATALLIS	005 82301	BRONZE	SUNBURST	68	EXT TH	208x145x3.5	8.19x5.71x0.138
	FIATALLIS	005 85349	BRONZE	-	50	INT TH	305x156x7.1	12.01x6.14x0.28
	FIATALLIS	005 86578	BRONZE	SPR/WAG	95	EXT TH	304.8x212.9x4.3	12x8.38x0.168
	FIATALLIS	005 86599	BRONZE	SPR/RAD	64	INT TH	355.6x198.1x7.1	14x7.8x0.28
	FIATALLIS	005 87050	BRONZE	-	95	EXT TH	305.6x212.6x4.7	12.03x8.37x0.187
	FIATALLIS	005 87661	BRONZE	SPR/WAG	50	INT TH	305.1x156x7.1	12.01x6.14x0.28
	FIATALLIS	005 88222	STEEL	-	51	INT TH	225x137.9x3	8.86x5.43x0.118
	FIATALLIS	005 88223	BRONZE	SUNBURST	55	EXT TH	239x163.1x4.3	9.41x6.42x0.169
	FIATALLIS	005 89025	STEEL	-	90	INT TH	352x266x3.5	13.86x10.47x0.138
	FIATALLIS	005 89026	BRONZE	SPR/RAD	122	EXT TH	370x280x4.8	14.57x11.02x0.189
	FIATALLIS	005 91030	BRONZE	SPR/WAG	94	INT TH	444.5x295.5x7.1	17.5x11.63x0.28
	FIATALLIS	005 97258	BRONZE	SPR/WAG	95	EXT TH	304.8x212.9x4.3	12x8.38x0.168
	FIATALLIS	005 98114	STEEL	-	51	INT TH	225x138x8	8.86x5.43x0.315
	FIATALLIS	005 98116	STEEL	-	51	INT TH	225x138x8	8.86x5.43x0.315
	FIATALLIS	005 99151	STEEL	-	45	INT TH	195x121x6	7.68x4.76x0.236
	FIATALLIS	006 10206	BRONZE	SPR/RAD	64	INT TH	356x198x7.1	14.02x7.8x0.28
	FIATALLIS	020 39351	END PLATE	-	60	EXT TH	154.3x113.5x8	6.07x4.47x0.315
	FIATALLIS	020 39353	STEEL	-	60	EXT TH	154.2x113.8x1.8	6.07x4.48x0.07
	FIATALLIS	047 55381	STEEL	REINF PLATE	6	HOLE	186.5x132x2.1	7.34x5.2x0.83
	FIATALLIS	047 61032	STEEL	FLEXI PLATE	6	HOLE	339.7x133.4x1.5	13.37x5.25x0.059
	FIATALLIS	048 19283	STEEL	FLEXI PLATE	6	HOLE	339.7x133.4x1.5	13.37x5.25x0.059
	FIATALLIS	049 07850	STEEL	-	64	EXT TH	205.5x145.3x1.7	8.09x5.72x0.067
	FIATALLIS	049 13971	STEEL	-	54	EXT TH	139.2x98.6x3	5.48x3.88x0.118
	FIATALLIS	049 13985	PAPER	2 PASS	45	INT TH	133.1x92.7x2.1	5.24x3.65x0.083
	FIATALLIS	049 17871	STEEL	-	12	EXT TH	156x119.2x1.2	6.14x4.69x0.045
	FIATALLIS	049 17873	BRONZE	SPR/RAD	24	INT TH	143x109.8x1.6	5.63x4.32x0.061
	FIATALLIS	049 17896	BRONZE	SPR/RAD	34	INT TH	100x68.2x1.6	3.94x2.69x0.061
	FIATALLIS	049 17897	STEEL	-	24	EXT TH	108.2x76.2x1.2	4.26x3x0.045
	FIATALLIS	049 40457	PAPER	WAFFLE	41	INT TH	125x68.6x2.9	4.92x2.7x0.114
	FIATALLIS	049 40458	STEEL	-	4	EXT LG	137.8x80x3.2	5.42x3.15x0.125
	FIATALLIS	049 41481	STEEL	-	8	EXT LG	131.6x77.2x1	5.18x3.04x0.039
	FIATALLIS	049 41581	BRONZE	SUNBURST	41	INT TH	125x68.5x3	4.92x2.7x0.118
	FIATALLIS	049 55520	BRONZE	SPR/RAD	64	INT TH	356x198x7.1	14.02x7.8x0.28
FIATALLIS	049 57429	BRONZE	SPR/RAD	122	EXT TH	370x280x4.8	14.57x11.02x0.189	
FIATALLIS	049 58069	BRONZE	SPR/RAD	122	EXT TH	370x280x4.8	14.57x11.02x0.189	
FIATALLIS	049 58653	BRONZE	SPR/RAD	64	INT TH	356x198x7.1	14.02x7.8x0.28	
FIATALLIS	049 59321	BRONZE	SPR/WAG	50	INT TH	305x156x7.1	12.01x6.14x0.28	
FIATALLIS	049 59448	BRONZE	SPR/RAD	122	EXT TH	370x280x4.8	14.57x11.02x0.189	
FIATALLIS	049 67080	BRONZE	SUNBURST	74	EXT TH	188x138x3.2	7.4x5.43x0.126	
FIATALLIS	049 67564	STEEL	-	45	INT TH	180x115x2	7.09x4.53x0.079	
FIATALLIS	049 68909	STEEL	-	45	INT TH	180x115x6	7.09x4.53x0.236	

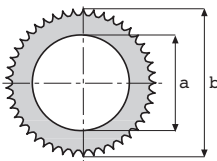
IT



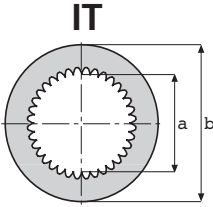
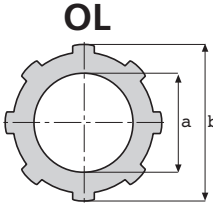
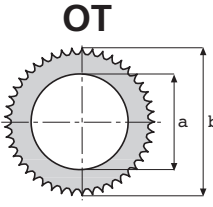



OL



OT

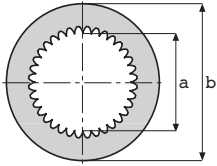


BRAND	PART NUMBER	MATERIAL	GROOVE DETAILS	TEETH	TYPE	SIZE MM	SIZE INCH
FIATALLIS	049 79644	STEEL	-	90	INT TH	352x266x3	13.86x10.47x0.118
FIATALLIS	049 84755	BRONZE	SUNBURST	68	EXT TH	208x145x3.5	8.19x5.71x0.138
FIATALLIS	049 90970	PAPER	2 PASS	45	INT TH	175.8x115.4x2.4	6.92x4.54x0.094
FIATALLIS	049 90971	STEEL	-	8	EXT LG	191.7x127.3x2	7.55x5.01x0.079
FIATALLIS	069 00790	BRONZE	RADIAL	45	INT TH	133.1x92.7x2.3	5.24x3.65x0.09
FIATALLIS	075 19924	BRONZE	SPRWAG	94	INT TH	444.5x295.5x7.1	17.5x11.63x0.28
FIATALLIS	087 61313	STEEL	-	6	EXT LG	143.5x88.5x2	5.65x3.48x0.079
FIATALLIS	087 61315	PAPER	WAFFLE	30	INT TH	131x79.2x2.6	5.16x3.12x0.102
FIATALLIS	092 76227	STEEL	-	57	EXT TH	162.6x123x1.8	6.4x4.84x0.071
FIATALLIS	092 76228	BRONZE	SPR/RAD	42	INT TH	153.9x114.8x2.5	6.06x4.52x0.098
FIATALLIS	094 33405	BRONZE	RADIAL	68	EXT TH	112.3x71.3x2.1	4.42x2.81x0.083
FIATALLIS	094 35217	STEEL	-	42	INT TH	101.6x64.8x1.6	4x2.55x0.063
FIATALLIS	094 49009	STEEL	-	54	EXT TH	139.2x98.6x2.5	5.48x3.88x0.1
FIATALLIS	095 02757	STEEL	-	60	EXT TH	154.2x113.8x1.8	6.07x4.48x0.07
FIATALLIS	098 46631	GRAPHITE	SUN/RAD	16	INT TH	204x40x4.9	8.03x1.57x0.193
FIATALLIS	098 46632	STEEL	-	2	EXT LG	209x140x2.7	8.23x5.51x0.106
FIATALLIS	099 26134	STEEL	-	12	EXT SL	339.4x244.1x2.6	13.36x9.61x0.102
FIATALLIS	099 26135	BRONZE	RAD/2 PASS	58	INT TH	317x232x4	12.48x9.13x0.157
FIATALLIS	099 26856	BRONZE	RAD/2 PASS	58	INT TH	317x232x5	12.48x9.13x0.197
FIATALLIS	099 68289	STEEL	-	26	EXT TH	143.5x89.5x2.2	5.65x3.52x0.084
FIATALLIS	099 68290	PAPER	2 PASS	40	INT TH	127.1x82.2x2.5	5x3.24x0.98
FIATALLIS	700 25637	BRONZE	-	119	EXT TH	254x171.5x4.7	10x6.75x0.187
FIATALLIS	700 25638	STEEL	-	77	INT TH	241.3x158.8x1.6	9.5x6.25x0.063
FIATALLIS	700 41781	STEEL	-	48	INT TH	325.1x236.5x2.4	12.8x7.31x0.094
FIATALLIS	700 44478	BRONZE	-	67	EXT TH	347.5x256.5x4	13.68x10.1x0.156
FIATALLIS	700 51952	STEEL	-	97	INT TH	408.9x302x2.3	16.1x11.89x0.091
FIATALLIS	700 57375	BRONZE	-	67	EXT TH	347.5x256.5x4	13.68x10.1x0.156
FIATALLIS	700 94681	STEEL	-	120	INT TH	490.5x373.9x2.3	19.31x14.72x0.09
FIATALLIS	700 94868	BRONZE	SPRWAG	160	EXT TH	512.8x394.5x4	20.19x15.53x0.157
FIATALLIS	701 78360	BRONZE	-	67	EXT TH	347.5x256.5x4	13.68x10.1x0.156
FIATALLIS	706 23017	BRONZE	SUNBURST	134	EXT TH	429.8x320.7x3.9	16.92x12.63x0.155
FIATALLIS	706 23018	STEEL	-	97	INT TH	408.9x302x2.3	16.1x11.89x0.091
FIATALLIS	706 23463	PAPER	2 PASS	53	INT TH	342.9x220.5x5.2	13.5x8.68x0.204
FIATALLIS	706 23464	STEEL	-	83	EXT TH	355x238.4x6.3	13.98x9.38x0.247
FIATALLIS	706 24244	BRONZE	SUNBRST	29	INT TH	168.1x119.1x2.5	6.62x4.69x0.1
FIATALLIS	706 24562	STEEL	-	48	INT TH	325.1x236.5x2.4	12.8x7.31x0.094
FIATALLIS	706 29863	BRONZE	SUNBURST	34	INT TH	198.1x140.5x2.5	7.8x5.53x0.098
FIATALLIS	706 29864	STEEL	-	8	EXT LG	210.8x152.4x2.1	8.3x6x0.083
FIATALLIS	706 42061	BRONZE	SUNBURST	93	EXT TH	239.8x171.6x3.5	9.44x6.76x0.138
FIATALLIS	706 42113	BRONZE	SUNBURST	100	EXT TH	214.6x151.6x3.1	8.45x5.97x0.122
FIATALLIS	706 42146	STEEL	DISHD	56	INT TH	203.2x138.4x2.3	8x5.45x0.091

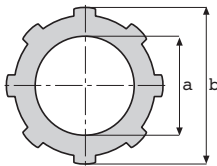
	BRAND	PART NUMBER	MATERIAL	GROOVE DETAILS	TEETH	TYPE	SIZE MM	SIZE INCH
     	FIATALLIS	706 42147	STEEL	-	64	INT TH	228.6x158.7x2.6	9x6.25x0.102
	FIATALLIS	706 42453	STEEL	-	83	EXT TH	355x238.4x6.3	13.98x9.37x0.248
	FIATALLIS	706 45451	PAPER	2 PASS	53	INT TH	342.9x220.5x5.2	13.5x8.68x0.204
	FIATALLIS	706 57968	STEEL	DISHED	56	INT TH	203.2x138.7x2.3	8x5.46x0.091
	FIATALLIS	706 74036	STEEL	-	8	EXT LG	142.5x99.1x1.6	5.61x3.9x0.063
	FIATALLIS	706 75510	BRONZE	SUNBURST	34	INT TH	198.1x140.5x2.5	7.8x5.53x0.098
	FIATALLIS	706 79935	BRONZE	SUNBURST	93	EXT TH	239.8x171.6x3.5	9.44x6.76x0.138
	FIATALLIS	706 88736	STEEL	-	52	INT TH	177.8x128.2x2.3	7x5.05x0.091
	FIATALLIS	706 88802	STEEL	-	64	INT TH	228.6x158.7x2.6	9x6.25x0.102
	FIATALLIS	706 93536	BRONZE	SUNBURST	29	INT TH	168.1x119.1x2.5	6.62x4.69x0.1
	FIATALLIS	707 34526	BRONZE	RADIAL	52	INT TH	148.6x107.7x2.6	5.85x4.24x0.102
	FIATALLIS	710 04870	STEEL	-	60	EXT TH	154.2x113.8x1.8	6.07x4.48x0.07
	FIATALLIS	710 04876	BRONZE	RADIAL	52	INT TH	148.6x107.7x2.6	5.85x4.24x0.102
	FIATALLIS	710 05843	BRONZE	RADIAL	52	INT TH	148.6x107.7x2.6	5.85x4.24x0.102
	FIATALLIS	714 48878	STEEL	-	81	EXT TH	243.6x152.1x2.5	9.59x5.99x0.098
	FIATALLIS	714 48879	STEEL	-	81	EXT TH	243.5x153x3	9.59x6.02x0.118
	FIATALLIS	714 48880	STEEL	-	81	EXT TH	243.6x152.1x2	9.59x5.99x0.079
	FIATALLIS	714 48881	PAPER	3 PASS	48	INT TH	232.7x142x4	9.16x5.59x0.157
	FIATALLIS	714 48936	STEEL	-	24	EXT TH	108.2x76.2x1.2	4.26x3x0.045
	FIATALLIS	714 48940	BRONZE	SPR/RAD	34	INT TH	100x68.2x1.6	3.94x2.69x0.061
	FIATALLIS	714 48985	BRONZE	WAF/WAG	45	INT TH	187x132.6x3	7.36x5.22x0.118
	FIATALLIS	714 67158	PAPER	WAFFLE	38	(45)IN TH	166x136x1.8	6.54x5.35x0.07
	FIATALLIS	714 67159	STEEL	-	12	EXT LG	175x146x1.4	6.89x5.75x0.053
	FIATALLIS	730 21191	STEEL	-	6	EXT TH	274.3x201.9x2.7	10.8x7.95x0.107
	FIATALLIS	730 21215	BRONZE	SPR/WAG	60	INT TH	253.7x187.5x3.9	9.99x7.38x0.153
	FIATALLIS	730 44593	BRONZE	SPR/WAG	60	INT TH	253.7x187.5x3.9	9.99x7.38x0.153
	FIATALLIS	730 46030	BRONZE	SPR/RAD	-	-	253.5x74.4x3.9	9.98x2.93x0.153
	FIATALLIS	730 47702	STEEL	-	8	EXT LG	330.1x255.8x3.1	13x10.08x0.122
	FIATALLIS	730 47703	CARBON PA	SUNBURST	57	INT TH	303.8x235.2x3.9	11.96x9.26x0.153
	FIATALLIS	730 58782	STEEL	-	6	EXT TH	274.3x201.9x2.7	10.8x7.95x0.107
	FIATALLIS	730 58783	GRAPHITE	SUNBURST	60	INT TH	253.7x187.5x3.9	9.99x7.38x0.153
	FIATALLIS	730 62078	STEEL	-	8	EXT LG	330.1x255.8x3.1	13x10.08x0.122
	FIATALLIS	730 76679	GRAPHITE	SUNBURST	60	INT TH	253.7x187.5x3.9	9.99x7.38x0.153
FIATALLIS	730 77153	CARBON PA	SUNBURST	57	INT TH	303.8x235.2x3.9	11.96x9.26x0.153	
FIATALLIS	731 18088	BRONZE	RADIAL	45	INT TH	133.1x92.7x2.3	5.24x3.65x0.09	
FIATALLIS	731 18089	STEEL	-	54	EXT TH	139.2x98.6x1.8	5.48x3.88x0.07	
FIATALLIS	731 18133	BRONZE	RADIAL	45	INT TH	133.1x92.7x2.3	5.24x3.65x0.09	
FIATALLIS	731 28188	BRONZE	SUNBURST	93	EXT TH	239.8x171.6x3.5	9.44x6.76x0.138	
FIATALLIS	731 28407	BRONZE	SUNBURST	100	EXT TH	214.6x151.6x3.1	8.45x5.97x0.122	
FIATALLIS	731 29164	BRONZE	RADIAL	52	INT TH	148.6x107.7x2.9	5.85x4.24x0.114	
FIATALLIS	731 38264	BRONZE	SPR/RAD	-	-	253.5x74.4x3.9	9.98x2.93x0.153	



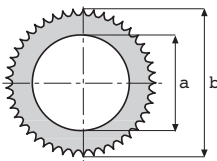
IT



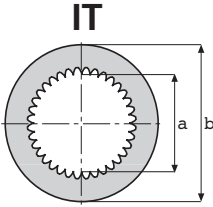
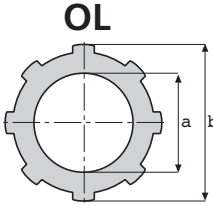
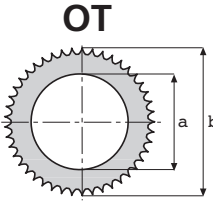

OL



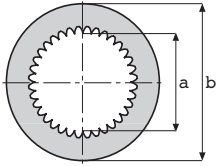
OT



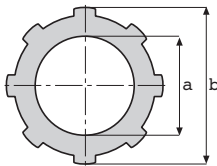
BRAND	PART NUMBER	MATERIAL	GROOVE DETAILS	TEETH	TYPE	SIZE MM	SIZE INCH
FIATALLIS	731 40703	BRONZE	SUNBURST	87	INT TH	306x258x3	12.05x10.16x0.118
FIATALLIS	731 40704	STEEL	-	12	EXT LG	317.7x268x3	12.51x10.55x0.118
FIATALLIS	731 40719	STEEL	-	12	EXT LG	320x268x2.5	12.6x10.55x0.098
FIATALLIS	731 42391	BRONZE	SUNBURST	87	INT TH	306x258x3.4	12.05x10.16x0.134
FIATALLIS	731 42977	BRONZE	SUNBURST	35	EXT TH	177x109x2.4	6.97x4.29x0.094
FIATALLIS	731 42978	STEEL	-	35	INT TH	170.9x102.9x1.5	6.73x4.05x0.059
FIATALLIS	731 42979	STEEL	-	35	INT TH	170.9x102.9x2	6.73x4.05x0.079
FIATALLIS	731 42981	STEEL	-	35	INT TH	170.9x102.9x2.5	6.73x4.05x0.098
FIATALLIS	731 43004	BRONZE	SUNBURST	27	EXT TH	137.4x90.9x2	5.41x3.58x0.079
FIATALLIS	731 43008	STEEL	-	29	INT TH	131.1x85.1x2.5	5.16x3.35x0.098
FIATALLIS	731 43009	STEEL	-	29	INT TH	131.1x85.1x2	5.16x3.35x0.079
FIATALLIS	731 72245	STEEL	HARDENED	48	EXT TH	99.5x77.2x1.1	3.92x3.04x0.043
FIATALLIS	731 72246	BRONZE	WAFFLE	37	INT TH	93.8x72.5x2.3	3.69x2.85x0.091
FIATALLIS	731 81966	BRONZE	WAFFLE	54	EXT TH	109.5x81.6x1.9	4.31x3.21x0.075
FIATALLIS	731 86745	BRONZE	SPIRAL	27	EXT TH	84.2x58.5x1.8	3.31x2.3x0.071
FIATALLIS	731 86746	STEEL	-	28	INT TH	76.7x54.2x1	3.02x2.13x0.039
FIATALLIS	749 07850	STEEL	-	64	EXT TH	205.5x145.3x1.7	8.09x5.72x0.067
FIATALLIS	752 11018	GRAPHITE	SUNBURST	95	EXT TH	305x213x4.3	12.01x8.39x0.169
FIATALLIS	752 11723	BRONZE	SPR/RAD	64	INT TH	356x198x7.1	14.02x7.8x0.28
FIATALLIS	752 86048	BRONZE	SUN-PLAIN	35	EXT TH	177.5x109x1.6	6.99x4.29x0.063
FIATALLIS	752 87533	PAPER	2 PASS	54	INT TH	325x224x4.5	12.8x8.82x0.177
FIATALLIS	752 87534	STEEL	-	75	EXT TH	345x243x3.9	13.58x9.57x0.154
FIATALLIS	752 87535	STEEL	-	75	EXT TH	345x243x4.2	13.58x9.57x0.165
FIATALLIS	752 87536	STEEL	-	75	EXT TH	345x243x2.5	13.58x9.57x0.098
FIATALLIS	752 87537	STEEL	-	75	EXT TH	345x243x5	13.58x9.57x0.197
FIATALLIS	752 87609	PAPER	2 PASS	72	INT TH	298x215x4.5	11.73x8.46x0.177
FIATALLIS	752 87610	STEEL	-	75	EXT TH	315x226x3.9	12.4x8.9x0.154
FIATALLIS	752 87611	STEEL	-	75	EXT TH	315x226x4.5	12.4x8.9x0.177
FIATALLIS	752 87612	STEEL	-	75	EXT TH	315x226x4.3	12.4x8.9x0.167
FIATALLIS	752 87613	STEEL	-	75	EXT TH	315x226x5	12.4x8.9x0.197
FIATALLIS	753 11445	STEEL	-	42	INT TH	167.8x102.5x2.5	6.61x4.04x0.098
FIATALLIS	753 11475	BRONZE	SPR/RAD	35	EXT TH	176.5x142x2.5	6.95x5.51x0.096
FIATALLIS	753 11477	STEEL	-	42	INT TH	150.9x102.5x2.5	5.94x4.04x0.098
FIATALLIS	752 87708	TAN PAPER	2 PASS	50	(52) IN TH	148.6x107.7x2.7	5.85x4.24x0.108
FIATALLIS	760 22138	BRONZE	SPIRAL	45	INT TH	133.1x92.7x1.6	5.24x3.65x0.063
FIATALLIS	760 22157	STEEL	-	54	EXT TH	139.2x98.6x1.8	5.48x3.88x0.07
FIATALLIS	760 33959	PAPER	2 PASS	54	INT TH	325x224x4.5	12.8x8.82x0.177
FIATALLIS	760 33977	STEEL	4 PLATES	75	EXT TH	-	-
FIATALLIS	760 33990	PAPER	2 PASS	72	INT TH	298x215x4.5	11.73x8.46x0.177
FIATALLIS	760 34001	STEEL	-	75	EXT TH	315x226x4.5	12.4x8.9x0.177
FIATALLIS	760 36047	PAPER	3 PASS	57	INT TH	360x237x4.5	14.17x9.33x0.177

	BRAND	PART NUMBER	MATERIAL	GROOVE DETAILS	TEETH	TYPE	SIZE MM	SIZE INCH		
	FIATALLIS	760 43023	STEEL	-	68	EXT TH	173.9x113x1.7	6.85x4.45x0.067		
	FIATALLIS	760 43024	PAPER	2 PASS	52	INT TH	160x107.5x2.2	6.3x4.23x0.087		
	FIATALLIS	760 43194	PAPER	WAFFLE	33	INT TH	400x122.5x6.2	15.75x4.82x0.244		
		FIATALLIS	760 43195	STEEL	-	8	EXT LG	418.6x312x5	16.48x12.28x0.197	
		FIATALLIS	760 45016	PAPER	WAFFLE	33	INT TH	344x122.5x6.2	13.54x4.82x0.244	
		FIATALLIS	760 45017	STEEL	-	8	EXT LG	358.5x264x5	10.18x10.39x0.197	
		FIATALLIS	760 48137	PAPER	3 PASS	57	INT TH	360x237x4.5	14.17x9.33x0.177	
		FIATALLIS	760 49200	PAPER	2 PASS	52	INT TH	160x107.5x2.2	6.3x4.23x0.087	
		FIATALLIS	760 54227	STEEL	-	8	EXT LG	418.6x312x10	16.48x12.28x0.394	
		FIATALLIS	760 68777	STEEL	-	8	EXT SL	358.5x210x10	10.18x8.27x0.394	
		FIATALLIS	760 81203	PAPER/PLAIN	RADIAL	34	EXT TH	177.4x111.5x1.9	6.98x4.39x0.075	
		FIATALLIS	760 81024	CARBON PA	RADIAL	34	EXT TH	177.4x111.5x2.5	6.98x4.39x0.098	
			FIATALLIS	760 87703	STEEL	-	8	EXT LG	418.6x312x5	16.48x12.28x0.197
	FIATALLIS		760 87704	STEEL	-	8	EXT LG	418.6x312x10	16.48x12.28x0.394	
	FIATALLIS		760 87705	STEEL	-	8	EXT SL	358.5x210x10	10.18x8.27x0.394	
	FIATALLIS		760 87706	STEEL	-	8	EXT LG	358.5x264x5	10.18x10.39x0.197	
	FIATALLIS		785 11010	BRONZE	SPR/WAG	95	EXT TH	304.8x212.9x4.3	12x8.38x0.168	
	FIATALLIS		790 03496	BRONZE	SUNBURST	74	EXT TH	188x138x3.2	7.4x5.43x0.126	
	FIATALLIS		790 10056	GRAPHITE	SUNBURST	68	EXT TH	208x145x3.5	8.19x5.71x0.138	
	FIATALLIS		790 17821	BRONZE	SUNBURST	93	EXT TH	239.8x171.6x3.5	9.44x6.76x0.138	
	FIATALLIS		790 19030	BRONZE	SUNBURST	93	EXT TH	239.8x171.6x3.5	9.44x6.76x0.138	
	FIATALLIS		790 30951	STEEL	-	54	INT TH	228x150x2.5	8.98x5.91x0.098	
	FIATALLIS		790 30952	STEEL	WELDED BLOCKS	54	INT TH	228x150x2.5	8.98x5.91x0.098	
	FIATALLIS		790 31021	STEEL	-	54	INT TH	228x150x3	8.98x5.91x0.118	
	FIATALLIS		790 39484	BRONZE	SPR/WAG	64	INT TH	355.6x200.2x7.1	14x7.88x0.28	
	FIATALLIS		790 40802	STEEL	-	45	INT TH	195x121x2.5	7.68x4.76x0.098	
	FIATALLIS		790 40803	STEEL	-	45	INT TH	195x121x3.5	7.68x4.76x0.138	
			FIATALLIS	790 41661	BRONZE	-	50	INT TH	305x156x7.1	12.01x6.14x0.28
			FIATALLIS	790 41947	STEEL	-	45	INT TH	195x121x2.5	7.68x4.76x0.098
		FIATALLIS	790 43722	BRONZE	SUNBURST	93	EXT TH	239.8x171.6x3.5	9.44x6.76x0.138	
		FIATALLIS	790 44332	STEEL	-	45	INT TH	180x115x2	7.09x4.53x0.079	
		FIATALLIS	790 44333	STEEL	-	45	INT TH	180x115x2.5	7.09x4.53x0.098	
		FIATALLIS	790 44334	GRAPHITE	SUNBURST	74	EXT TH	188x138x3.2	7.4x5.43x0.126	
FIATALLIS		790 49944	STEEL	-	67	INT TH	290.1x195.1x2.5	11.42x7.68x0.098		
FIATALLIS		790 57506	GRAPHITE	SUNBURST	68	EXT TH	208x145x3.5	8.19x5.71x0.138		
FIATALLIS		790 59369	STEEL	-	29	INT TH	131.1x85.1x1.5	5.16x3.35x0.059		
FIATALLIS		790 66329	CARBON PA	SUNBURST	122	EXT TH	370x280x4.8	14.57x11.02x0.189		
FIATALLIS		790 72843	BRONZE	SUNBURST	87	INT TH	306x258x3	12.05x10.16x0.118		
FIATALLIS		790 72917	BRONZE	SUNBURST	27	EXT TH	137.4x90.9x2	5.41x3.58x0.079		
FIATALLIS		790 72918	BRONZE	SUNBURST	35	EXT TH	177.5x109x2	6.99x4.29x0.079		
FIATALLIS		790 77633	GRAPHITE	SUNBURST	95	EXT TH	305x213x4.3	12.01x8.39x0.169		

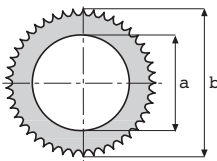
IT



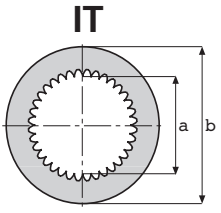
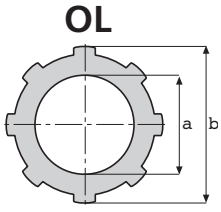
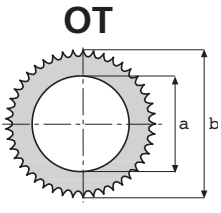

OL



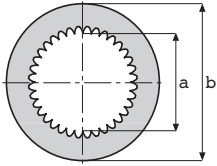
OT



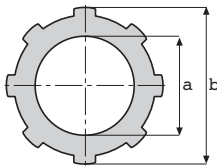
BRAND	PART NUMBER	MATERIAL	GROOVE DETAILS	TEETH	TYPE	SIZE MM	SIZE INCH
FIATALLIS	790 79550	BRONZE	SUNBURST	68	EXT TH	208x145x3.5	8.19x5.71x0.138
FIATALLIS	790 90493	BRONZE	SPRWAG	64	INT TH	355.6x200.2x7.1	14x7.88x0.28
FIATALLIS	791 08023	BRONZE	SUNBURST	27	EXT TH	137.4x90.9x2	5.41x3.58x0.079
FIATALLIS	791 10783	BRONZE	SUNBURST	87	INT TH	306x258x3	12.05x10.16x0.118
FIATALLIS	791 11859	BRONZE	SUN-PLAIN	27	EXT TH	137.4x90.9x1.6	5.41x3.58x0.063
GENIE	501503	STEEL	-	4	EXT LG	85x49.2x1.5	3.35x1.94x0.059
GENIE	501504	BRONZE	WAFFLE	22	INT TH	71.7x44x2.8	2.82x1.73x0.11
GENIE	501505	BRONZE	WAFFLE	22	INT TH	71.7x44x1.6	2.82x1.73x0.063
GENIE	501544	GRAPHITE	SUNBURST	15	INT TH	213x44x10	8.38x1.73x0.394
GENIE	502697	GRAPHITE	SUNBURST	27	INT TH	260x66.1x10	10.24x2.6x0.394
GENIE	503069	GRAPHITE	SUNBURST	27	INT TH	303.8x66.1x10	11.96x2.6x0.393
GENIE	633805	BRONZE	WAFFLE	22	INT TH	71.7x44x2.8	2.82x1.73x0.11
GENIE	633806	BRONZE	WAFFLE	22	INT TH	71.7x44x1.6	2.82x1.73x0.063
GENIE	633807	STEEL	-	4	EXT LG	85x49.2x1.5	3.35x1.94x0.059
GENIE	07.0711.0126	BRONZE	WAFFLE	22	INT TH	71.7x44x2.8	2.82x1.73x0.11
GENIE	07.0711.0127	BRONZE	WAFFLE	22	INT TH	71.7x44x1.6	2.82x1.73x0.063
GENIE	07.0711.0128	STEEL	-	4	EXT LG	85x49.2x1.5	3.35x1.94x0.059
HURTH	TBA	STEEL	-	1	EXT SL	149x80x2.7	5.87x3.15x0.105
HURTH	000.727443	PAPER	2 PASS	19	INT TH	143x34x4.8	5.63x1.34x0.189
HURTH	111.04.045.01	PAPER	WAFFLE	27	INT TH	81.5x53x1.8	3.21x2.09x0.071
HURTH	111.07.001.02	STEEL	-	3	EXT LG	189.6x130.5x3.7	7.46x5.14x0.146
HURTH	111.07.015.03	STEEL	-	4	EXT LG	199.7x114x3.7	7.86x4.49x0.146
HURTH	112.07.006.01	STEEL	-	3	EXT LG	216.9x144x2.7	8.54x5.67x0.106
HURTH	112.07.610.02	PAPER	SUNBURST	16	INT TH	201x40.5x4.9	7.91x1.59x0.192
HURTH	112.07.610.03	PAPER	SUNBURST	16	INT TH	201x40.5x4.9	7.91x1.59x0.192
HURTH	112.07.610.04	PAPER	SUNBURST	16	INT TH	201x40.5x4.9	7.91x1.59x0.192
HURTH	112.07.611.02	PAPER	WAFFLE	54	INT TH	178x105.6x3.8	7.01x4.16x0.148
HURTH	112.07.613.01	CARBON PA	SUNBURST	16	INT TH	201x40.5x4.9	7.91x1.59x0.192
HURTH	113.07.610.01	PAPER	WAFFLE	24	INT TH	253x69x6.1	9.96x2.72x0.24
HURTH	138.07.610.03	PAPER	WAFFLE	14	INT TH	229x45x5	9.02x1.77x0.197
HURTH	154.07.001.01	STEEL	-	3	EXT LG	268x176x4.5	10.55x6.93x0.177
HURTH	154.07.610.06	PAPER	WAFFLE	28	(32)INT TH	253x160x6.1	9.96x6.3x0.24
HURTH	171.04.009.01	STEEL	HARDENED	4	EXT LG	78.8x46.2x1.5	3.1x1.82x0.059
HURTH	171.04.010.03	MOLYBDENUM	RADIAL	21	INT TH	65.8x38.5x1.6	2.59x1.52x0.063
HURTH	171.04.010.04	MOLY/STEEL	RADIAL	21	INT TH	65.8x38.5x3.1	2.59x1.52x0.122
HURTH	171.07.002.03	STEEL	-	3	EXT LG	180x111x2.7	7.09x4.37x0.105
HURTH	171.07.610.033	PAPER	2 PASS	19	INT TH	152x34x4.8	5.98x1.34x0.189
HURTH	176.04.037.01	STEEL	HARDENED	4	EXT LG	122.6x72.2x1.8	4.83x2.84x0.071
HURTH	176.04.038.01	MOLYBDENUM	RADIAL	34	INT TH	109.8x66x1.3	4.32x2.6x0.052

	BRAND	PART NUMBER	MATERIAL	GROOVE DETAILS	TEETH	TYPE	SIZE MM	SIZE INCH
	HURTH	176.04.038.02	MOLYBDENUM/STEEL	RADIAL	34	INT TH	109.8x66x2.9	4.32x2.6x0.112
	HURTH	734.07.004.013	STEEL	-	6	EXT LG	220x145.5x2.7	8.66x5.73x0.105
	HURTH	734.07.004.02	STEEL	-	6	EXT LG	220x145.5x2.7	8.66x5.73x0.105
	HURTH	734.07.610.013	BRONZE	SUNBURST	16	INT TH	202.9x40.4x4.9	7.99x1.59x0.192
	HURTH	734.07.610.04	BRONZE	SUNBURST	16	INT TH	202.9x40.4x4.9	7.99x1.59x0.192
	HURTH	734.07.610.22	PAPER	SUNBURST	16	INT TH	201x40.5x4.9	7.91x1.59x0.192
	HURTH	738.07.005.013	STEEL	-	3	EXT SL	201.7x129.5x2.7	7.94x5.1x0.106
	HURTH	738.07.005.03	STEEL	-	3	EXT SL	201.7x129.5x2.7	7.94x5.1x0.106
	HURTH	738.07.005.04	STEEL	-	3	EXT SL	201.7x129.5x2.7	7.94x5.1x0.106
	HURTH	738.07.072.02	STEEL	-	6	EXT LG	199x130x2.6	7.83x5.12x0.102
	HURTH	738.07.610.013	BRONZE	SUNBURST	19	INT TH	177.8x34.3x4.8	7x1.35x0.189
	HURTH	738.07.610.06	BRONZE	SUNBURST	19	INT TH	177.8x34.3x4.8	7x1.35x0.189
	HURTH	738.07.610.042	PAPER	2 PASS	19	IN TH	178x34x4.8	7.01x1.34x0.189
	HYSTER	77806	BRONZE	RADIAL	59	INT TH	190.8x147.3x3	7.51x5.8x0.118
	HYSTER	77808	STEEL	-	3	EXT LG	214.9x155.7x1.8	8.46x6.13x0.07
	HYSTER	77885	STEEL	END PLATE	54	EXT TH	139.2x98.2x8.3	5.48x3.87x0.327
	HYSTER	77888	BRONZE	SPIRAL	45	INT TH	133.1x92.7x1.6	5.24x3.65x0.063
	HYSTER	77889	STEEL	END PLATE	54	EXT TH	139.2x98.2x8.7	5.48x3.87x0.343
	HYSTER	77898	STEEL	-	54	EXT TH	139.2x98.6x1.8	5.48x3.88x0.07
	HYSTER	78803	STEEL	-	12	EXT LG	304.8x212.6x2.5	12x8.37x0.098
	HYSTER	78804	BRONZE	SUN/WAG	64	INT TH	269.7x197.1x3.5	10.62x7.76x0.138
	HYSTER	95471	STEEL	-	40	INT TH	254x163.2x2.1	10x6.43x0.082
	HYSTER	96464	STEEL	-	50	INT TH	215.9x153.9x2	8.5x6.06x0.079
	HYSTER	96465	BRONZE	SPR/WAG	72	(88)EX TH	227.8x165.1x3.2	8.97x6.5x0.125
	HYSTER	106375	STEEL	DISHED	50	(54)EX TH	138.9x98x1.8	5.47x3.86x0.07
	HYSTER	109604	PAPER	2 PASS	43	(45)IN TH	133.1x92.7x2.1	5.24x3.65x0.084
	HYSTER	113486	BRONZE	SPR/WAG	20	INT TH	168.9x78.5x3.3	6.65x3.09x0.13
	HYSTER	114254	STEEL	-	20	(28)EX TH	191.3x117.3x2	7.53x4.62x0.079
	HYSTER	119729	BRONZE	SPR/WAG	20	INT TH	168.9x78.5x3.3	6.65x3.09x0.13
	HYSTER	119751	STEEL	-	20	(28)EX TH	191.3x117.3x2	7.53x4.62x0.079
	HYSTER	131923	BRONZE	SPR/WAG	103	EXT TH	265.4x177.8x3.2	10.45x7x0.125
	HYSTER	133917	BRONZE	SPR/WAG	72	(88)EX TH	227.8x165.1x3.2	8.97x6.5x0.125
	HYSTER	148895	BRONZE	SPR/WAG	20	INT TH	168.9x78.5x3.3	6.65x3.09x0.13
	HYSTER	175198	GRAPHITE	SUNBURST	64	INT TH	269.7x197.1x3.5	10.62x7.76x0.138
	HYSTER	180287	BRONZE	SUN/WAG	64	INT TH	269.7x197.1x3.5	10.62x7.76x0.138
	HYSTER	234215	BRONZE	SPR/WAG	60	INT TH	253.7x187.5x3.9	9.99x7.38x0.153
	HYSTER	239198	STEEL	-	56	INT TH	203.2x138.7x2.3	8x5.46x0.091
HYSTER	261542	STEEL	-	50	INT TH	215.9x153.9x2	8.5x6.06x0.079	
HYSTER	261544	PAPER	2 PASS	72	(88)EX TH	227.8x165.1x3.2	8.97x6.5x0.126	
HYSTER	264062	STEEL	-	40	INT TH	254x163.3x2.1	10x6.43x0.082	

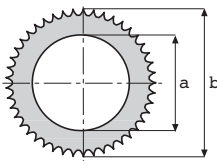
IT



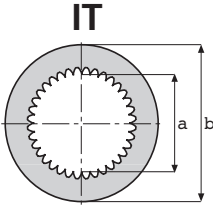
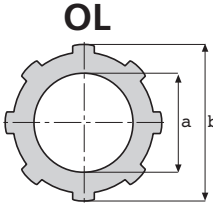
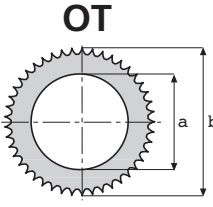



OL

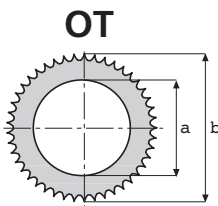
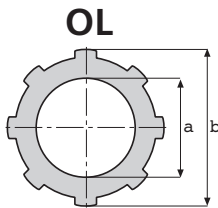
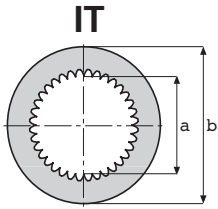


OT

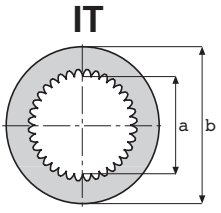
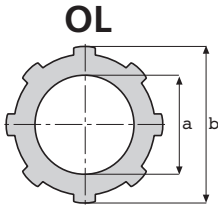
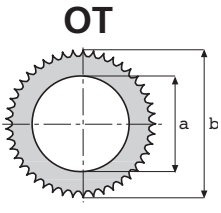





BRAND	PART NUMBER	MATERIAL	GROOVE DETAILS	TEETH	TYPE	SIZE MM	SIZE INCH
HYSTER	282726	BRONZE	SUN/WAG	64	INT TH	269.7x197.1x3.5	10.62x7.76x0.138
HYSTER	292989	STEEL	-	12	EXT LG	304.8x212.6x2.5	12x8.37x0.098
HYSTER	292990	BRONZE	SUN/WAG	64	INT TH	269.7x197.1x3.5	10.62x7.76x0.138
HYSTER	298025	BRONZE	SUN/WAG	64	INT TH	269.7x197.1x3.5	10.62x7.76x0.138
HYSTER	299646	PAPER	2 PASS	52	INT TH	148.6x107.7x1.8	5.85x4.24x0.07
HYSTER	311246	BRONZE	SUN/WAG	64	INT TH	269.7x197.1x3.5	10.62x7.76x0.138
HYSTER	319516	STEEL	-	54	EXT TH	139.2x98.6x3	5.48x3.88x0.118
HYSTER	319596	STEEL	-	54	EXT TH	139.2x98.6x3	5.48x3.88x0.118
HYSTER	319597	PAPER	2 PASS	43	(45)IN TH	133.1x92.7x2.1	5.24x3.65x0.084
HYSTER	328154	PAPER	2 PASS	64	INT TH	269.7x197.1x3.5	10.62x7.76x0.138
HYSTER	328714	PAPER	2 PASS	48	EXT TH	186.9x136.9x3.2	7.36x5.39x0.125
HYSTER	328715	PAPER	2 PASS	72	(88)EX TH	227.8x165.1x3.2	8.97x6.5x0.126
HYSTER	328716	PAPER	2 PASS	87	EXT TH	265.4x177.8x3.2	10.45x7x0.125
HYSTER	330619	BRONZE	RADIAL	52	INT TH	148.6x107.7x2.6	5.85x4.24x0.102
HYSTER	330620	STEEL	-	60	EXT TH	154.2x113.8x1.8	6.07x4.48x0.07
HYSTER	334409	PAPER	2 PASS	43	(45)IN TH	133.1x92.7x2.1	5.24x3.65x0.084
HYSTER	334417	STEEL	-	54	EXT TH	139.2x98.6x3	5.48x3.88x0.118
HYSTER	334442	END PLATE	STEPPED	54	EXT TH	138.7x98.1x8.9	5.46x3.86x0.35
HYSTER	338573	PAPER	2 PASS	43	(45)IN TH	133.1x92.7x2.1	5.24x3.65x0.084
HYSTER	346796	PAPER	2 PASS	43	(45)IN TH	133.1x92.7x2.1	5.24x3.65x0.084
HYSTER	382263	BRONZE	RADIAL	52	INT TH	148.6x107.7x2.6	5.85x4.24x0.102
HYSTER	449273	STEEL	-	54	EXT TH	139.2x98.6x1.8	5.48x3.88x0.07
HYSTER	449461	BRONZE	RADIAL	45	INT TH	133.1x92.7x2.3	5.24x3.65x0.09
HYSTER	878364	STEEL	DISHED	50	(54)EX TH	138.9x98x1.8	5.47x3.86x0.07
HYSTER	1311645	PAPER	2 PASS	45	INT TH	133.3x92.6x2.4	5.25x3.65x0.095
HYSTER	1311652	BRONZE	RADIAL	45	INT TH	133.1x92.7x2.3	5.24x3.65x0.09
HYSTER	1311653	STEEL	-	54	EXT TH	139.2x98.6x1.8	5.48x3.88x0.07
HYSTER	1311662	BRONZE	RADIAL	45	INT TH	133.1x92.7x2.3	5.24x3.65x0.09
HYSTER	1387235	STEEL	-	54	EXT TH	139.2x98.6x2.5	5.48x3.88x0.1
HYSTER	1390854	BRONZE	SUNBURST	35	EXT TH	177.5x109x2	6.99x4.29x0.079
HYSTER	1394881	END PLATE	-	54	EXT TH	138.8x98.8x6.3	5.46x3.89x0.248
HYSTER	1469300	PAPER	2 PASS	45	INT TH	133.1x92.7x2.5	5.24x3.65x0.1
HYSTER	1469301	PAPER	2 PASS	45	INT TH	133.1x92.7x2.5	5.24x3.65x0.1
HYSTER	1538176	PAPER	2 PASS	43	(45)IN TH	133.1x92.7x2.1	5.24x3.65x0.084
HYSTER	1543102					#WAARDE!	0x0x0
HYSTER	FM4983KIT	PAPER	WAFFLE	38	INT TH	133.6x77x3	5.26x3.03x0.116
HYSTER	FM4983KIT	STEEL	-	34	EXT TH	143x87.5x2.3	5.63x3.44x0.09
HYSTER	FM4983KIT	STEEL	DISHED	34	EXT TH	143x87.5x2.7	5.63x3.44x0.106
HYSTER	1537449	STEEL	-	34	EXT TH	143x87.5x6	5.63x3.44x0.236
HYSTER	1556964	PAPER	WAFFLE	45	INT TH	133.3x92.8x2.6	5.25x3.65x0.102
HYSTER	1556965	STEEL	-	54	EXT TH	139x99x2	5.47x3.9x0.079

	BRAND	PART NUMBER	MATERIAL	GROOVE DETAILS	TEETH	TYPE	SIZE MM	SIZE INCH
     	HYSTER	1582269	KIT COMPRISED OF: 18 X PAPER + 16 X STEEL + 2 X END PLATE	-	-	-	-	-
	HYSTER	1657780	PAPER	WAFFLE	14	INT TH	229x45x5	9.02x1.77x0.197
	HYSTER	1657781	STEEL	-	4	EXT LG	250.7x179.9x5	9.87x7.08x0.197
	HYSTER	3026084	PAPER	2 PASS	44	INT TH	196.9x138x2.8	7.75x5.43x0.11
	HYSTER	3045537	STEEL	-	8	EXT LG	161.3x114.3x1.8	6.35x4.5x0.071
	HYSTER	3045538	PAPER	2 PASS	42	INT TH	149.4x107.7x2.6	5.88x4.24x0.102
	HYSTER	3045763	STEEL	-	4	EXT LG	155.7x115.8x1.7	6.13x4.56x0.066
	HYSTER	3046971	STEEL	DISHED	8	EXT LG	136.4x88.1x1.2	5.37x3.47x0.047
	HYSTER	3053215	PAPER	2 PASS	43	(45)IN TH	133.1x92.7x2.1	5.24x3.65x0.084
	HYSTER	3053354	BRONZE	RADIAL	52	INT TH	148.6x107.7x2.6	5.85x4.24x0.102
	HYSTER	3068473	STEEL	-	43	(64)EX TH	205.5x145.4x3.5	8.09x5.72x0.138
	HYSTER	3132279	BRONZE	SUNBURST	47	INT TH	147x90.5x3	5.79x3.56x0.118
	HYSTER	3258154	PAPER	2 PASS	64	INT TH	269.7x197.1x3.5	10.62x7.76x0.138
	HYUNDAI	3146363	PAPER	2 PASS	72	INT TH	298x215x4.5	11.73x8.46x0.177
	HYUNDAI	3146743	PAPER	2 PASS	54	INT TH	325x224x4.5	12.8x8.82x0.177
	HYUNDAI	3146763	PAPER	3 PASS	57	INT TH	360x237x4.5	14.17x9.33x0.177
	HYUNDAI	3146793	STEEL	-	75	EXT TH	315x226x3.9	12.4x8.9x0.154
	HYUNDAI	3146803	STEEL	-	75	EXT TH	315x226x4.5	12.4x8.9x0.177
	HYUNDAI	3146813	STEEL	-	75	EXT TH	315x226x5	12.4x8.9x0.197
	HYUNDAI	3146823	STEEL	-	75	EXT TH	345x243x3.9	13.58x9.57x0.154
	HYUNDAI	3146833	STEEL	-	75	EXT TH	345x243x4.5	13.58x9.57x0.177
	HYUNDAI	3146843	STEEL	-	75	EXT TH	345x243x5	13.58x9.57x0.197
	HYUNDAI	3146853	STEEL	-	75	EXT TH	383x253x3.9	15.08x9.96x0.154
	HYUNDAI	3146863	STEEL	-	75	EXT TH	383x253x4.5	15.08x9.96x0.177
	HYUNDAI	3146873	STEEL	-	75	EXT TH	383x253x5	15.08x9.96x0.197
	HYUNDAI	3154543	STEEL	-	75	EXT TH	315x226x4.3	12.4x8.9x0.167
	HYUNDAI	3200513	STEEL	-	75	EXT TH	345x243x4.2	13.58x9.57x0.165
	HYUNDAI	3200523	STEEL	-	75	EXT TH	383x253x4.3	15.08x9.96x0.167
	HYUNDAI	3243233	PAPER	3 PASS	57	INT TH	360x237x4.5	14.17x9.33x0.177
	HYUNDAI	501208883	BRONZE	SUNBURST	64	EXT TH	196x142x2.5	7.72x5.59x0.096
	HYUNDAI	501208884	BRNZ/PLN	SUNBURST	64	EXT TH	196x142x2	7.72x5.59x0.077
	HYUNDAI	501212370	CARBON PA	RADIAL	34	EXT TH	177.4x111.5x2.5	6.98x4.39x0.098
	HYUNDAI	501212371	PAPER/PLAIN	RADIAL	34	EXT TH	177.4x111.5x1.9	6.98x4.39x0.075
	HYUNDAI	501212372	CARBON PA	RADIAL	44	EXT TH	158.8x111.5x2.5	6.25x4.39x0.098
	HYUNDAI	501212373	PAPER/PLAIN	RADIAL	44	EXT TH	158.8x111.5x1.9	6.25x4.39x0.075
HYUNDAI	501309329	BRONZE	SUNBURST	27	EXT TH	137.4x90.9x2	5.41x3.58x0.079	
HYUNDAI	501309330	BRONZE	SUNBURST	35	EXT TH	177.5x109x2	6.99x4.29x0.079	
HYUNDAI	501314381	PAPER	3 PASS	35	INT TH	179x103x3.5	7.05x4.05x0.138	
HYUNDAI	501314382	PAPER	3 PASS	48	INT TH	232.7x142x4	9.16x5.59x0.157	
HYUNDAI	501316591	STEEL	-	42	INT TH	150.9x102.5x2.5	5.94x4.04x0.098	

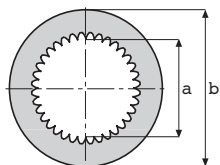


BRAND	PART NUMBER	MATERIAL	GROOVE DETAILS	TEETH	TYPE	SIZE MM	SIZE INCH
HYUNDAI	501316592	STEEL	-	42	INT TH	167.8x102.5x2.5	6.61x4.04x0.098
HYUNDAI	680900050	BRONZE	WAFFLE	76	EXT TH	164.1x103.1x2.8	6.46x4.06x0.11
HYUNDAI	680900060	STEEL	-	40	INT TH	152.4x82.3x1.6	6x3.24x0.063
HYUNDAI	4462305080	STEEL	-	67	(70)EX TH	191x130x2.5	7.52x5.12x0.098
HYUNDAI	4462305081	STEEL	-	67	(70)EX TH	191x130x3	7.52x5.12x0.118
HYUNDAI	4472320103	STEEL	-	81	EXT TH	243.6x152.1x2	9.59x5.99x0.079
HYUNDAI	4472320104	STEEL	-	81	EXT TH	243.6x152.1x2.5	9.59x5.99x0.098
HYUNDAI	4472320105	STEEL	-	81	EXT TH	243.5x153x3	9.59x6.02x0.118
HYUNDAI	4474308082	STEEL	-	91	EXT TH	355x217x4.5	13.98x8.54x0.177
HYUNDAI	4474308083	STEEL	-	91	EXT TH	355x217x5	13.98x8.54x0.197
HYUNDAI	4474308084	STEEL	-	91	EXT TH	355x217x5.5	13.98x8.54x0.217
HYUNDAI	4642308330	STEEL	-	29	INT TH	131.1x85.1x1.5	5.16x3.35x0.059
HYUNDAI	4642308331	STEEL	-	29	INT TH	131.1x85.1x2.5	5.16x3.35x0.098
HYUNDAI	4642308332	STEEL	-	29	INT TH	131.1x85.1x2	5.16x3.35x0.079
HYUNDAI	4644308329	STEEL	-	35	INT TH	170.9x102.9x2	6.73x4.05x0.079
HYUNDAI	4644308330	STEEL	-	35	INT TH	170.9x102.9x2.5	6.73x4.05x0.098
HYUNDAI	11AB-00280	STEEL	-	50	EXT TH	128.9x81x1.8	5.07x3.19x0.071
HYUNDAI	11AB-00410	END PLATE	STEPPED	50	EXT TH	129x81x6.2	5.08x3.19x0.294
HYUNDAI	21AA-00190	STEEL	-	6	EXT LG	222x116x2.5	8.74x0.24x0.098
HYUNDAI	21AA-00210	PAPER	2 PASS	22	INT TH	186x53.3x3.2	7.32x2.1x0.126
HYUNDAI	21AB-00351	STEEL	-	8	EXT LG	258x167x2.5	10.16x6.57x0.098
HYUNDAI	21AB-00360	PAPER	2 PASS	47	INT TH	234x91x3.5	9.21x3.58x0.136
HYUNDAI	21DB-10070	CARBON PA	WAFFLE	13	INT TH	155x26.8x3.5	6.1x1.06x0.138
HYUNDAI	81F6-31130	STEEL	-	8	EXT LG	152.6x87x2	6x3.43x0.079
HYUNDAI	81F6-31140	PAPER	2 PASS	38	INT TH	133.6x77x2.8	5.26x3.03x0.11
HYUNDAI	81F7-34180	PAPER	2 PASS	41	INT TH	125x68.6x2.6	4.92x2.7x0.102
HYUNDAI	81F7-34190	STEEL	-	8	EXT LG	134.4x81x1.6	5.29x3.19x0.063
HYUNDAI	DI0830A3-3WT	STEEL	-	3	EXT SL	247x162x3.4	9.72x6.38x0.134
HYUNDAI	DI0840A3-3WT	PAPER	WAFFLE	24	INT TH	228.5x60x3.2	9x2.36x0.126
HYUNDAI	DCT156C1-00	STEEL	-	6	EXT LG	149.9x99x4	5.9x3.9x0.157
HYUNDAI	DCT157C1-00	STEEL	-	6	EXT LG	149.9x99x2	5.9x3.9x0.079
HYUNDAI	MS23TM0028A3	PAPER	2 PASS	41	INT TH	125x68.6x2.7	4.92x2.7x0.106
HYUNDAI	XKAY-00297	ELASTOMER	RADIAL	43	INT TH	134x107.5x3	5.28x4.23x0.118
HYUNDAI	XKAY-00298	STEEL	-	8	EXT LG	145x115x1.7	5.71x4.53x0.065
HYUNDAI	XKAY-00465	ELASTOMER	RADIAL	30	(38)IN TH	178x148x3.6	7.01x5.83x0.142
HYUNDAI	XKAY-00537	ELASTOMER	RADIAL	56	INT TH	168.2x140x2.8	6.62x5.51x0.11
HYUNDAI	XKAY-00538	STEEL	-	16	EXT LG	182x148x1.5	7.17x5.83x0.059
HYUNDAI	XKBQ-00105	PAPER	3 PASS	57	INT TH	360x237x4.5	14.17x9.33x0.177
HYUNDAI	XKBQ-00107	STEEL	-	75	EXT TH	383x253x3.3	15.08x9.96x0.128
HYUNDAI	XKBQ-00109	STEEL	-	75	EXT TH	383x253x3.8	15.08x9.96x0.148
HYUNDAI	XKBQ-00235	PAPER	2 PASS	54	INT TH	325x224x4.5	12.8x8.82x0.177

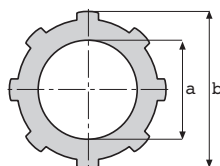
	BRAND	PART NUMBER	MATERIAL	GROOVE DETAILS	TEETH	TYPE	SIZE MM	SIZE INCH
     	HYUNDAI	XKBQ-00236	STEEL	-	75	EXT TH	345x243x3	13.58x9.57x0.118
	HYUNDAI	XKBQ-00237	STEEL	-	75	EXT TH	345x243x3.3	13.58x9.57x0.128
	HYUNDAI	XKBQ-00238	STEEL	-	75	EXT TH	345x243x3.5	13.58x9.57x0.138
	HYUNDAI	XKBQ-00239	STEEL	-	75	EXT TH	345x243x3.8	13.58x9.57x0.148
	HYUNDAI	XKBQ-00286	PAPER	2 PASS	54	INT TH	325x224x4.5	12.8x8.82x0.177
	HYUNDAI	XKBQ-00349	PAPER	2 PASS	41	INT TH	250x170x4.5	9.84x6.69x0.177
	HYUNDAI	XKBQ-00372	STEEL	-	75	EXT TH	345x243x5	13.58x9.57x0.197
	HYUNDAI	XKBQ-00373	STEEL	-	75	EXT TH	345x243x5	13.58x9.57x0.197
	HYUNDAI	XKBQ-00436	STEEL	-	77	EXT TH	274x182x4	10.79x7.17x0.157
	HYUNDAI	XKBQ-00439	PAPER	2 PASS	41	INT TH	250x170x4.5	9.84x6.69x0.177
	HYUNDAI	XKBT-00270	STEEL	-	6	EXT LG	149.9x99x2	5.9x3.9x0.079
	HYUNDAI	XKBT-00271	PAPER	2 PASS	45	INT TH	133.1x92.7x2.1	5.24x3.65x0.083
	HYUNDAI	XKBT-00409	STEEL	-	3	EXT SL	247x162x3.4	9.72x6.38x0.134
	HYUNDAI	XKBT-00410	PAPER	WAFFLE	24	INT TH	228.5x60x3.2	9x2.36x0.126
	HYUNDAI	XKBT-00580	STEEL	-	6	EXT LG	149.9x99x4	5.9x3.9x0.157
	HYUNDAI	XKBT-00581	STEEL	-	6	EXT LG	149.9x99x2	5.9x3.9x0.079
	HYUNDAI	XKBT-00823	PAPER	2 PASS	45	INT TH	133.1x92.7x2.1	5.24x3.65x0.083
	HYUNDAI	XKBT-00563	PAPER	2 PASS	47	INT TH	220x90.5x4	8.66x3.56x0.157
	HYUNDAI	XKBT-00564	STEEL	-	3	EXT SL	235x153x2.5	9.25x6.02x0.098
	HYUNDAI	XKCF-00060	PAPER	2 PASS	41	INT TH	125x68.6x2.7	4.92x2.7x0.106
	HYUNDAI	XKCF-00061	STEEL	-	50	EXT TH	128.9x81x1.8	5.07x3.19x0.071
	HYUNDAI	XKCF-00083	END PLATE	STEPPED	50	EXT TH	129x81x6.2	5.08x3.19x0.294
	HYUNDAI	XKCF-00137	STEEL	-	8	EXT LG	258x167x2.5	10.16x6.57x0.098
	HYUNDAI	XKCF-00138	PAPER	2 PASS	47	INT TH	234x91x3.5	9.21x3.58x0.136
	HYUNDAI	XKCF-00172	STEEL	-	6	EXT LG	222x116x2.5	8.74x0.24x0.098
	HYUNDAI	XKCF-00174	PAPER	2 PASS	22	INT TH	186x53.3x3.2	7.32x2.1x0.126
	HYUNDAI	XKCF-00454	STEEL	-	4	EXT LG	134x95.2x1.8	5.28x3.75x0.071
	HYUNDAI	XKCF-00455	PAPER	2 PASS	45	INT TH	124.1x90.2x2.7	4.88x3.55x0.106
	HYUNDAI	XKCF-00487	STEEL	-	4	EXT LG	188.2x124.1x2.5	7.41x4.89x0.098
	HYUNDAI	XKCF-00489	CARBON PA	WAFFLE	13	INT TH	155x26.8x3.5	6.1x1.06x0.138
	HYUNDAI	XKCF-00590	STEEL	-	4	EXT LG	209.1x146x2.5	8.23x5.74x0.098
	HYUNDAI	XKCF-00591	CARBON PA	WAF/RAD	13	INT TH	178x30x3.5	7.01x1.18x0.138
	HYUNDAI	ZGAQ-00137	STEEL	-	91	EXT TH	355x217x5	13.98x8.54x0.197
HYUNDAI	ZGAQ-00138	STEEL	-	91	EXT TH	355x217x5.5	13.98x8.54x0.217	
HYUNDAI	ZGAQ-00139	PAPER	4 PASS	42	INT TH	340x206x5.5	13.39x8.11x0.217	
HYUNDAI	ZGAQ-00330	CARBON PA	RADIAL	34	EXT TH	177.4x111.5x2.5	6.98x4.39x0.098	
HYUNDAI	ZGAQ-00852	CARBON PA	RADIAL	34	EXT TH	177.4x111.5x2.5	6.98x4.39x0.098	
HYUNDAI	ZGAQ-00853	STEEL	-	42	INT TH	167.8x102.5x2.5	6.61x4.04x0.098	
HYUNDAI	ZGAQ-00982	STEEL	-	24	EXT TH	108.2x76.2x1.2	4.26x3x0.045	
HYUNDAI	ZGAQ-01001	BRONZE	WAF/WAG	45	INT TH	187x132.6x3	7.36x5.22x0.118	
HYUNDAI	ZGAQ-01296	STEEL	-	81	EXT TH	243.5x153x3	9.59x6.02x0.118	



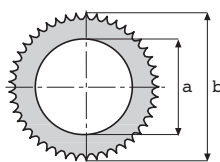
IT



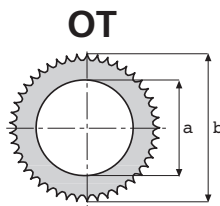
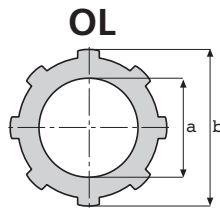
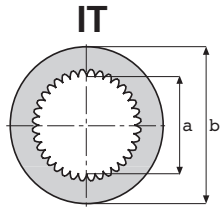
OL



OT

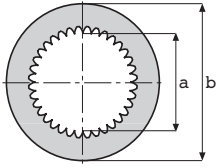


BRAND	PART NUMBER	MATERIAL	GROOVE DETAILS	TEETH	TYPE	SIZE MM	SIZE INCH
HYUNDAI	ZGAQ-01297	STEEL	-	81	EXT TH	243.6x152.1x2.5	9.59x5.99x0.098
HYUNDAI	ZGAQ-01298	STEEL	-	81	EXT TH	243.6x152.1x2	9.59x5.99x0.079
HYUNDAI	ZGAQ-01299	PAPER	3 PASS	48	INT TH	232.7x142x4	9.16x5.59x0.157
HYUNDAI	ZGAQ-01374	STEEL	HARD/BLACK	64	EXT TH	196.4x140x2.9	7.73x5.51x0.114
HYUNDAI	ZGAQ-01508	PAPER/PLAIN	RADIAL	34	EXT TH	177.4x111.5x1.9	6.98x4.39x0.075
HYUNDAI	ZGAQ-01509	CARBON PA	RADIAL	34	EXT TH	177.4x111.5x2.5	6.98x4.39x0.098
HYUNDAI	ZGAQ-01944	PAPER/PLAIN	RADIAL	27	EXT TH	137x93.7x1.9	5.39x3.69x0.073
HYUNDAI	ZGAQ-01945	CARBON PA	RADIAL	27	EXT TH	137x93.7x2.5	5.39x3.69x0.098
HYUNDAI	ZGAQ-02026	STEEL	HARDENED	45	EXT TH	111.2x84.2x1.4	4.38x3.31x0.055
HYUNDAI	ZGAQ-02220	CARBON PA	WAFFLE	8	EXT LG	262.7x155x4.5	10.34x6.1x0.177
HYUNDAI	ZGAQ-02221	STEEL	-	36	(48)IN TH	236x144.2x2.5	9.29x5.68x0.098
HYUNDAI	ZGAQ-02222	STEEL	-	36	(48)IN TH	236x144.2x2	9.29x5.68x0.079
HYUNDAI	ZGAQ-02223	STEEL	-	36	(48)IN TH	236x144.2x3	9.29x5.68x0.118
HYUNDAI	ZGAQ-02330	STEEL	-	36	(48)IN TH	236x144.2x2.5	9.29x5.68x0.098
HYUNDAI	ZGAQ-02331	STEEL	-	36	(48)IN TH	236x144.2x2	9.29x5.68x0.079
HYUNDAI	ZGAQ-02332	STEEL	-	36	(48)IN TH	236x144.2x3	9.29x5.68x0.118
HYUNDAI	ZGAQ-02452	STEEL	HARDENED	4	EXT LG	164.8x82.4x2.9	6.49x4.24x0.114
HYUNDAI	ZGAQ-02453	STEEL	HARDENED	4	EXT LG	164.8x82.4x3	6.49x4.24x0.118
HYUNDAI	ZGAQ-02454	STEEL	HARDENED	4	EXT LG	164.8x82.4x3.1	6.49x4.24x0.122
HYUNDAI	ZGAQ-02463	MOLYBDENUM	SPRWAG	26	INT TH	147.8x75.4x3	5.82x2.97x0.118
HYUNDAI	ZGAQ-02511	PAPER	WAF/WAG	64	INT TH	345x252.1x4.7	13.58x9.93x0.185
HYUNDAI	ZGAQ-02512	STEEL	-	20	EXT LG	372.5x262.5x4	14.67x10.33x0.157
HYUNDAI	ZGAQ-02513	STEEL	-	20	EXT LG	372.5x262.5x2	14.67x10.33x0.079
HYUNDAI	ZGAQ-02692	STEEL	HARDENED	4	EXT LG	189.8x92.1x3	7.47x3.63x0.118
HYUNDAI	ZGAQ-02693	STEEL	HARDENED	4	EXT LG	189.8x92.1x2.7	7.47x3.63x0.106
HYUNDAI	ZGAQ-02694	STEEL	HARDENED	4	EXT LG	189.8x92.1x2.9	7.47x3.63x0.114
HYUNDAI	ZGAQ-02695	STEEL	HARDENED	4	EXT LG	189.8x92.1x3.1	7.47x3.63x0.122
HYUNDAI	ZGAQ-02696	STEEL	HARDENED	4	EXT LG	189.8x92.1x3.2	7.47x3.63x0.126
HYUNDAI	ZGAQ-02697	STEEL	HARDENED	4	EXT LG	189.8x92.1x3.3	7.47x3.63x0.13
HYUNDAI	ZGAQ-02698	MOLYBDENUM	SPRWAG	40	INT TH	172x84.1x3	6.77x3.31x0.118
HYUNDAI	ZGAQ-02779	BRONZE	WAF/WAG	64	INT TH	345x252x3.8	13.58x9.92x0.15
HYUNDAI	ZGAQ-02780	STEEL	HARDENED	20	EXT LG	374x262x2.4	14.72x10.31x0.094
HYUNDAI	ZGAQ-02926	CARBON PA	WAFFLE	8	EXT LG	240x140x4.5	9.45x5.51x0.177
HYUNDAI	ZGAQ-02927	STEEL	-	31	(40)IN TH	208x119x2.5	8.19x4.69x0.098
HYUNDAI	ZGAQ-03009	CARBON PA	WAFFLE	34	INT TH	109.7x68.4x1.6	4.32x2.69x0.063
HYUNDAI	ZGAQ-03011	STEEL	DISHED	30	EXT TH	119.8x75.3x1.8	4.72x2.96x0.071
HYUNDAI	ZGAQ-03062	PAPER	WAFFLE	40	INT TH	119.7x79x1.6	4.71x3.11x0.063
HYUNDAI	ZGAQ-03063	STEEL	-	30	EXT TH	130.9x86.8x1.8	5.15x3.42x0.071
HYUNDAI	ZGAQ-03447	STEEL	-	4	EXT LG	251x153.6x4	9.88x6.05x0.157
HYUNDAI	ZGAQ-03450	PAPER	3 PASS	48	INT TH	233x141.5x5.5	9.17x5.57x0.217
HYUNDAI	ZTAJ-00022	BRONZE	WAFFLE	76	EXT TH	164.1x103.1x2.8	6.46x4.06x0.11

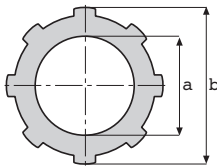


BRAND	PART NUMBER	MATERIAL	GROOVE DETAILS	TEETH	TYPE	SIZE MM	SIZE INCH
HYUNDAI	ZTAJ-00023	STEEL	-	40	INT TH	152.4x82.3x1.6	6x3.24x0.063
HYUNDAI	ZTAM-00090	PAPER	SUNBURST	16	INT TH	201x40.5x4.9	7.91x1.59x0.192
HYUNDAI	ZTAM-00099	STEEL	-	3	EXT LG	216.9x144x2.7	8.54x5.67x0.106
HYUNDAI	ZTAM-00219	STEEL	-	6	EXT LG	220x145.5x2.7	8.66x5.73x0.105
HYUNDAI	ZTAM-00968	BRONZE	SUNBURST	16	INT TH	202.9x40.4x4.9	7.99x1.59x0.192
HYUNDAI	ZTAM-00143	MOLYBDENUM	RADIAL	34	INT TH	109.8x66x1.3	4.32x2.6x0.052
HYUNDAI	ZTAM-00145	STEEL	HARDENED	4	EXT LG	122.6x72.2x1.8	4.83x2.84x0.071
HYUNDAI	ZTAM-00146	MOLYBDENUM/STEEL	RADIAL	34	INT TH	109.8x66x2.9	4.32x2.6x0.112
INTERNATIONAL	72330	BRONZE	240 RADIAL	45	INT TH	133.1x92.7x1.6	5.24x3.65x0.063
INTERNATIONAL	72372	BRONZE	RADIAL	59	INT TH	190.8x147.3x3	7.51x5.8x0.118
INTERNATIONAL	100049A1	STEEL	-	142	EXT TH	455x342x4	17.91x13.46x0.157
INTERNATIONAL	100050A1	PAPER	3 PASS	104	INT TH	437.9x325.1x5.3	17.24x12.8x0.209
INTERNATIONAL	103310A1	STEEL	-	60	EXT TH	154.2x113.8x1.8	6.07x4.48x0.07
INTERNATIONAL	103310A1	STEEL	HARDENED	60	EXT TH	154.2x113.8x1.8	6.07x4.48x0.07
INTERNATIONAL	114622C1	YELLOW PA	2 PASS	15	INT TH	259.1x51.1x7.6	10.2x2.01x0.3
INTERNATIONAL	114622C1	RED PAPER	2 PASS	15	INT TH	259.1x51.1x7.6	10.2x2.01x0.3
INTERNATIONAL	119336A1	MOLYBDENUM	SPR/WAG	46	(50)IN TH	117.5x62.6x2.6	4.63x2.46x0.102
INTERNATIONAL	119430A1	STEEL	-	88	(91)EX TH	293x185x4.5	11.54x7.28x0.177
INTERNATIONAL	119431A1	STEEL	-	88	(91)EX TH	293x185x4	11.54x7.28x0.157
INTERNATIONAL	119433A1	PAPER	4 PASS	34	INT TH	277x167x4.5	10.91x6.57x0.177
INTERNATIONAL	119228A1	END PLATE	STEPPED	35	EXT TH	177.3x109.4x10.9	6.98x4.3x0.429
INTERNATIONAL	119229A1	END PLATE	STEPPED	35	EXT TH	177.3x109.4x10.9	6.98x4.3x0.429
INTERNATIONAL	120486C1	STEEL	-	5	EXT LG	350x192x2.8	13.78x7.56x0.108
INTERNATIONAL	120488C1	PAPER	WAFFLE	18	INT TH	305x108x4.9	12x4.25x0.193
INTERNATIONAL	120488C2	PAPER	WAFFLE	18	INT TH	305x108x4.9	12x4.25x0.193
INTERNATIONAL	125504H1	BRONZE	SPR/WAG	32	INT TH	146.1x78.5x1.6	5.75x3.09x0.063
INTERNATIONAL	125505H1	STEEL	-	12	EXT SL	174.5x85.6x1.8	6.87x3.37x0.071
INTERNATIONAL	129529H1	STEEL	-	12	EXT SL	174.5x85.6x1.8	6.87x3.37x0.071
INTERNATIONAL	146055A1	PAPER	2 PASS	14	INT TH	338x66.4x4.6	13.31x2.61x0.181
INTERNATIONAL	146057A1	STEEL	-	3	EXT SL	376x260x4.5	14.8x10.24x0.177
INTERNATIONAL	148903A1	MOLYBDENUM	RADIAL	34	INT TH	109.8x66x1.3	4.32x2.6x0.052
INTERNATIONAL	148905A1	STEEL	HARDENED	4	EXT LG	122.6x72.2x1.8	4.83x2.84x0.071
INTERNATIONAL	148906A1	MOLYBDENUM/STEEL	RADIAL	34	INT TH	109.8x66x2.9	4.32x2.6x0.112
INTERNATIONAL	148962A1	PAPER	SUNBURST	16	INT TH	201x40.5x4.9	7.91x1.59x0.192
INTERNATIONAL	148963A1	STEEL	-	6	EXT LG	220x145.5x2.7	8.66x5.73x0.105
INTERNATIONAL	149584	PAPER	2 PASS	52	INT TH	148.6x107.7x1.8	5.85x4.24x0.07
INTERNATIONAL	149585	STEEL	-	60	EXT TH	154.2x113.8x1.8	6.07x4.48x0.07
INTERNATIONAL	156320H1	STEEL	-	8	EXT LG	210.8x152.4x2.1	8.3x6x0.083
INTERNATIONAL	157021H1	BRONZE	SUNBURST	34	INT TH	198.1x140.5x2.5	7.8x5.53x0.098
INTERNATIONAL	181158A1	BRONZE	SUNBURST	45	INT TH	133x93x1.8	5.24x3.66x0.069

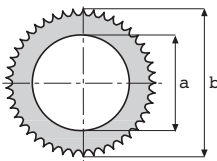
IT



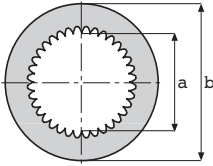
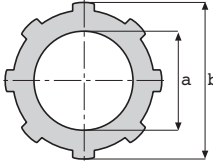
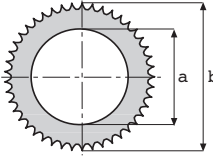



OL



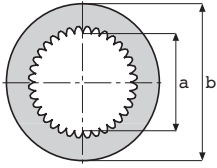
OT



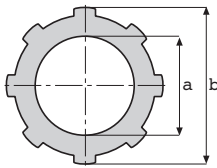
BRAND	PART NUMBER	MATERIAL	GROOVE DETAILS	TEETH	TYPE	SIZE MM	SIZE INCH
INTERNATIONAL	181159A1	STEEL	-	6	EXT LG	151x98x2.5	5.94x3.86x0.098
INTERNATIONAL	187109H1	BRONZE	SUNBURST	45	INT TH	133.1x92.7x1.6	5.24x3.65x0.063
INTERNATIONAL	188828H1	BRONZE	SPIRAL	4	INT TH	243.8x204.2x6.3	9.6x8.04x0.247
INTERNATIONAL	190462A1	PAPER	2 PASS	36	INT TH	223x71x4.9	8.78x2.8x0.191
INTERNATIONAL	195409H1	BRONZE	SUNBURST	73	INT TH	371.3x303x5.2	14.62x11.93x0.205
INTERNATIONAL	196073A1	PAPER	2 PASS	36	INT TH	223x71x4.9	8.78x2.8x0.191
INTERNATIONAL	196625H1	BRONZE	SUNBURST	72	INT TH	246.1x178.1x4.9	9.69x7.01x0.193
INTERNATIONAL	196680H1	BRONZE	SUNBURST	52	INT TH	292.1x213.9x5.1	11.5x8.42x0.201
INTERNATIONAL	215737H1	STEEL	-	12	EXT SL	174.5x112.8x1.8	6.87x4.44x0.071
INTERNATIONAL	219179H1	BRONZE	SPRWAG	34	INT TH	146.1x104.9x1.7	5.75x4.13x0.066
INTERNATIONAL	220025H1	STEEL	-	12	EXT SL	174.5x112.8x1.8	6.87x4.44x0.071
INTERNATIONAL	237017A1	GRAPHITE	SUNBURST	36	INT TH	272x71.1x4.9	10.71x2.8x0.193
INTERNATIONAL	237021A1	PAPER	2 PASS	36	INT TH	223x71x4.9	8.78x2.8x0.191
INTERNATIONAL	ALTERNATIVE	PAPER	2 PASS	36	INT TH	223x71x4.9	8.78x2.8x0.191
INTERNATIONAL	237022A1	END PLATE	-	32	(64)EX TH	230x152.5x10.8	9.06x6x0.397
INTERNATIONAL	237023A1	END PLATE	-	32	(64)EX TH	230x152.5x9	9.06x6x0.354
INTERNATIONAL	237024A1	END PLATE	-	32	(64)EX TH	230x152.5x9	9.06x6x0.354
INTERNATIONAL	245297A1	PAPER	2 PASS	40	INT TH	127.1x82.2x2.5	5x3.24x0.98
INTERNATIONAL	259492C1	BRONZE	SUNBURST	72	INT TH	246.1x178.1x4.9	9.69x7.01x0.193
INTERNATIONAL	291578A1	PAPER	2 PASS/PLAIN	54	EXT TH	139x99x2	5.47x3.9x0.077
INTERNATIONAL	291579A1	PAPER	2 PASS	54	EXT TH	139x99x2.7	5.47x3.9x0.104
INTERNATIONAL	291580A1	STEEL	-	45	INT TH	133x92.7x2	5.24x3.65x0.079
INTERNATIONAL	308029A1	END PLATE	-	64	EXT TH	230x151x9	9.06x5.94x0.354
INTERNATIONAL	308030A1	END PLATE	-	64	EXT TH	230x152.5x5	9.06x6x0.197
INTERNATIONAL	310519A1	END PLATE	-	6	EXT LG	146x97x10.2	5.75x3.82x0.402
INTERNATIONAL	313807R1	STEEL	-	30	(90)EX TH	387.4x321.8x5	15.25x12.67x0.197
INTERNATIONAL	324240R1	BRONZE	SUNBURST	45	INT TH	133.1x92.7x1.6	5.24x3.65x0.063
INTERNATIONAL	324241R1	STEEL	-	8	EXT LG	142.5x99.1x1.6	5.61x3.9x0.063
INTERNATIONAL	324452R1	STEEL	RUBBER PINS	8	EXT LG	244x173x3.2	9.61x6.81x0.126
INTERNATIONAL	324452R1	STEEL	-	8	EXT LG	244x173x3.2	9.61x6.81x0.126
INTERNATIONAL	324456R1	BRONZE	SUNBURST	39	INT TH	228.9x162x2.9	9.01x6.38x0.112
INTERNATIONAL	324483R1	STEEL	-	8	EXT LG	210.8x152.4x2.1	8.3x6x0.083
INTERNATIONAL	327173R1	BRONZE	SUNBURST	29	INT TH	168.1x119.1x2.5	6.62x4.69x0.1
INTERNATIONAL	327174R1	STEEL	-	8	EXT LG	180.1x129.5x2.1	7.09x5.1x0.083
INTERNATIONAL	331387A1	CARBON PA	RADIAL	44	EXT TH	158.8x111.5x2.5	6.25x4.39x0.098
INTERNATIONAL	331388A1	STEEL	-	42	INT TH	150.9x102.5x2.5	5.94x4.04x0.098
INTERNATIONAL	331893A1	PAPER/PLAIN	RADIAL	34	EXT TH	177.4x111.5x1.9	6.98x4.39x0.075
INTERNATIONAL	331894A1	CARBON PA	RADIAL	34	EXT TH	177.4x111.5x2.5	6.98x4.39x0.098
INTERNATIONAL	331895A1	STEEL	-	42	INT TH	167.8x102.5x2.5	6.61x4.04x0.098
INTERNATIONAL	331896A1	PAPER/PLAIN	RADIAL	44	EXT TH	158.8x111.5x1.9	6.25x4.39x0.075
INTERNATIONAL	331897A1	CARBON PA	RADIAL	44	EXT TH	158.8x111.5x2.5	6.25x4.39x0.098

	BRAND	PART NUMBER	MATERIAL	GROOVE DETAILS	TEETH	TYPE	SIZE MM	SIZE INCH
<b>IT</b> 	INTERNATIONAL	335165A1	CARBON PA	RADIAL	64	EXT TH	196x142x2.6	7.72x5.59x0.1
	INTERNATIONAL	335167A1	CARBON PA	RADIAL/PLAIN	64	EXT TH	196x142x2	7.72x5.59x0.079
	INTERNATIONAL	336319R1	BRONZE	SUNBURST	93	EXT TH	239.8x171.6x3.5	9.44x6.76x0.138
<b>OL</b> 	INTERNATIONAL	336822R1	BRONZE	SUNBURST	100	EXT TH	214.6x151.6x3.1	8.45x5.97x0.122
	INTERNATIONAL	336823R1	STEEL	DISHED	56	INT TH	203.2x138.4x2.3	8x5.45x0.091
	INTERNATIONAL	348956A1	PAPER	BRAKE KIT			0x0x0	0x0x0
<b>OT</b> 	INTERNATIONAL	351175A1	PAPER	3 PASS	16	INT TH	301x54x6.3	11.85x2.13x0.248
	INTERNATIONAL	351175A2	CARBON PA	3 PASS	16	INT TH	301x54x6.3	11.85x2.13x0.248
	INTERNATIONAL	357534A1	PAPER	4 PASS/WAG	104	INT TH	437.9x325.1x5	17.24x12.8x0.197
	INTERNATIONAL	381489R3	STEEL	-	6	EXT LG	145.8x103.2x1.8	5.74x4.06x0.069
	INTERNATIONAL	381490R4	CARBON PA	WAFFLE	51	INT TH	134.8x95x2.5	5.31x3.74x0.098
	INTERNATIONAL	384322A1	PAPER	WAF/WAG	64	INT TH	345x252.1x4.7	13.58x9.93x0.185
	INTERNATIONAL	384323A1	STEEL	-	20	EXT LG	372.5x262.5x4	14.67x10.33x0.157
	INTERNATIONAL	399734R1	RED PAPER	2 PASS	15	INT TH	259.1x51.1x7.6	10.2x2.01x0.3
	INTERNATIONAL	399734R1	YELLOW PA	2 PASS	15	INT TH	259.1x51.1x7.6	10.2x2.01x0.3
	INTERNATIONAL	399736R3	STEEL	-	3	INT LG	258.8x185.7x6.7	10.19x7.31x0.262
	INTERNATIONAL	452160A1	GRAPHITE	SUNBURST	13	INT TH	215x36.5x10	8.46x1.44x0.394
	INTERNATIONAL	473032C1	PAPER	2 PASS	62	INT TH	319x259.3x3.8	12.56x10.21x0.148
	INTERNATIONAL	533804R1	PAPER	2 PASS	45	INT TH	125.5x93.2x2.1	4.94x3.67x0.082
	INTERNATIONAL	615559C1	BRONZE	SPR/WAG	60	INT TH	253.7x187.5x3.9	9.99x7.38x0.153
	INTERNATIONAL	615840C1	GRAPHITE	SUNBURST	73	INT TH	371.3x303x5.2	14.62x11.93x0.205
	INTERNATIONAL	615911C1	GRAPHITE	SUNBURST	72	INT TH	371.3x303x5.2	14.62x11.93x0.205
	INTERNATIONAL	619200C1	BRONZE	SUNBURST	39	INT TH	228.9x162x2.9	9.01x6.38x0.112
	INTERNATIONAL	625615C1	GRAPHITE	SUNBURST	60	INT TH	253.7x187.5x3.9	9.99x7.38x0.153
	INTERNATIONAL	630047C1	STEEL	-	64	INT TH	228.6x158.7x2.6	9x6.25x0.102
	INTERNATIONAL	630281C1	STEEL	DISHED	56	INT TH	203.2x138.7x2.3	8x5.46x0.091
	INTERNATIONAL	630515C2	BRONZE	RADIAL	52	INT TH	148.6x107.7x2.6	5.85x4.24x0.102
	INTERNATIONAL	630516C2	STEEL	-	60	EXT TH	154.2x113.8x1.8	6.07x4.48x0.07
	INTERNATIONAL	634490C2	PAPER	SUNBURST	100	EXT TH	214.6x151.4x3.2	8.45x5.96x0.125
	INTERNATIONAL	634534C1	BRONZE	SPIRAL	45	INT TH	133.1x92.7x1.6	5.24x3.65x0.063
	INTERNATIONAL	634535C1	BRONZE	SUNBURST	29	INT TH	168.1x119.3x2.5	6.62x4.7x0.1
	INTERNATIONAL	634536C1	BRONZE	SUNBURST	34	INT TH	198.1x140.5x2.5	7.8x5.53x0.098
	INTERNATIONAL	634558C1	PAPER	WAFFLE	93	EXT TH	239.8x171.6x3.6	9.44x6.76x0.142
	INTERNATIONAL	654594C3	GRAPHITE	SUNBURST	34	INT TH	198.1x140.5x2.5	7.8x5.53x0.098
	INTERNATIONAL	658354C2	GRAPHITE	SUNBURST	45	INT TH	266.7x187.2x2.8	10.5x7.37x0.11
	INTERNATIONAL	658451C1	STEEL	-	8	EXT LG	330x240x2.4	12.99x9.45x0.093
	INTERNATIONAL	659592C1	STEEL	-	54	EXT TH	276x200.7x2.3	10.87x7.9x0.09
	INTERNATIONAL	659611C1	STEEL	-	41	EXT TH	210.1x152.4x2.1	8.27x6x0.083
	INTERNATIONAL	659746C3	GRAPHITE	SUNBURST	52	INT TH	420.9x323.9x4.3	16.57x12.75x0.169
	INTERNATIONAL	659761C2	GRAPHITE	SUNBURST	36	INT TH	316x222.3x4.3	12.44x8.75x0.168
	INTERNATIONAL	659819C1	STEEL	-	6	EXT LG	438.2x342.9x2.3	17.25x13.5x0.09

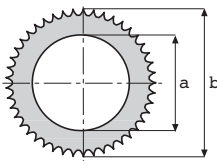
IT



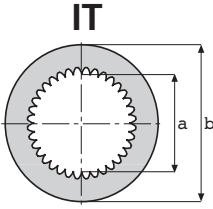
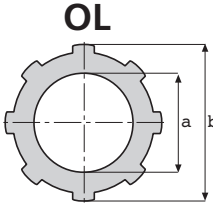
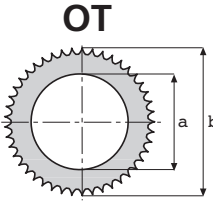

OL

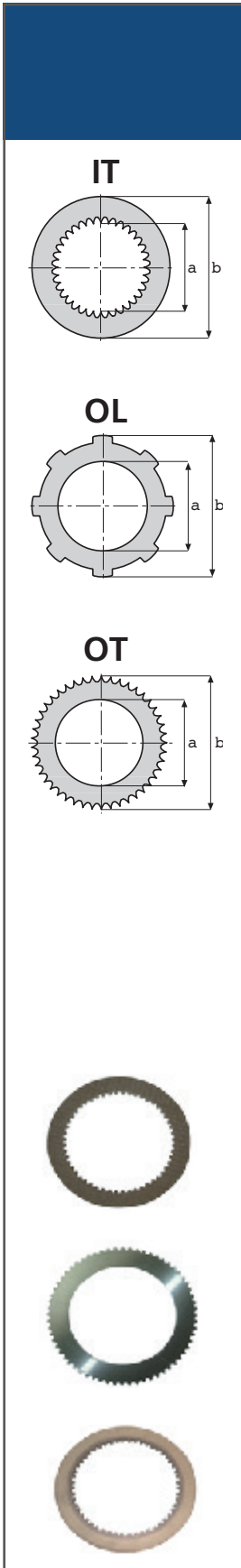


OT

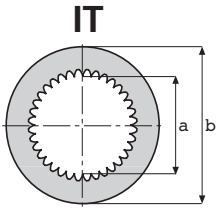
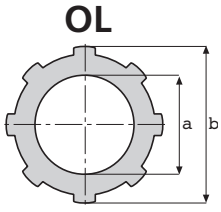
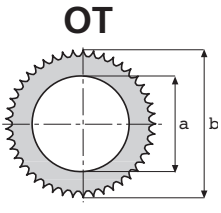





BRAND	PART NUMBER	MATERIAL	GROOVE DETAILS	TEETH	TYPE	SIZE MM	SIZE INCH
INTERNATIONAL	702874C1	BRONZE	SUNBURST	34	INT TH	198.1x140.5x2.5	7.8x5.53x0.098
INTERNATIONAL	702959C1	BRONZE	SUNBURST	45	INT TH	133.1x92.7x1.6	5.24x3.65x0.063
INTERNATIONAL	702962C1	BRONZE	SUNBURST	29	INT TH	168.1x119.1x2.5	6.62x4.69x0.1
INTERNATIONAL	705105C2	BRONZE	SUNBURST	39	INT TH	228.9x162x2.9	9.01x6.38x0.112
INTERNATIONAL	709527C1	STEEL	-	6	EXT LG	198.2x133.4x2.3	7.8x5.25x0.091
INTERNATIONAL	709804C1	STEEL	-	6	EXT LG	438.2x342.9x2.3	17.25x13.5x0.09
INTERNATIONAL	709807C91	STEEL	-	6	EXT LG	438.2x342.9x2.3	17.25x13.5x0.09
INTERNATIONAL	709808C91	STEEL	RUBBER PINS	8	EXT LG	329x240x2.4	12.95x9.45x0.093
INTERNATIONAL	716929C2	PAPER	3 PASS	36	INT TH	316x222.5x4.3	12.44x8.76x0.168
INTERNATIONAL	730858C1	CARBON	SUNBURST	39	INT TH	228.1x161.8x2.8	8.98x6.37x0.112
INTERNATIONAL	730963C1	CARBON	SUNBURST	36	INT TH	316x222.5x2.8	12.44x8.76x0.112
INTERNATIONAL	886934C1	BRONZE	SPRWAG	34	INT TH	146.1x104.9x1.7	5.75x4.13x0.066
INTERNATIONAL	886938C1	BRONZE	SPRWAG	32	INT TH	146.1x78.5x1.6	5.75x3.09x0.063
INTERNATIONAL	892887C1	STEEL	-	12	EXT SL	174.5x112.8x1.8	6.87x4.44x0.071
INTERNATIONAL	893515C1	STEEL	-	12	EXT SL	174.5x112.8x1.8	6.87x4.44x0.071
INTERNATIONAL	894083H1	BRONZE	SPRWAG	32	INT TH	145x78.5x2	5.7x3.09x0.079
INTERNATIONAL	922539C1	STEEL	-	85	EXT TH	181.6x85.6x1.7	7.15x3.37x0.066
INTERNATIONAL	922541C1	PAPER	2 PASS	32	INT TH	167.6x78.7x1.8	6.6x3.1x0.07
INTERNATIONAL	922549C1	STEEL	-	85	EXT TH	181.4x112.8x1.7	7.14x4.44x0.066
INTERNATIONAL	922551C1	PAPER	2 PASS	34	INT TH	167.6x104.6x1.8	6.6x4.12x0.07
INTERNATIONAL	922913C1	STEEL	-		SPRING	179.8x173.5x0.4	7.08x6.83x0.016
INTERNATIONAL	924109C1	STEEL	RUBBER PINS	8	EXT LG	244x173x3.2	9.61x6.81x0.126
INTERNATIONAL	970696C2	STEEL	-	12	EXT SL	174.5x112.8x1.8	6.87x4.44x0.071
INTERNATIONAL	970697C2	STEEL	-	12	EXT SL	174.5x112.8x1.8	6.87x4.44x0.071
INTERNATIONAL	984439C1	STEEL	-	3	INT LG	258.8x185.7x6.7	10.19x7.31x0.262
INTERNATIONAL	1201474H1	MOLYBDENUM	SPRWAG	26	INT TH	147.8x75.4x3	5.82x2.97x0.118
INTERNATIONAL	1027256C1	RED PAPER	2 PASS	15	INT TH	259.1x51.1x7.6	10.2x2.01x0.3
INTERNATIONAL	1027256C1	YELLOW PA	2 PASS	15	INT TH	259.1x51.1x7.6	10.2x2.01x0.3
INTERNATIONAL	1202654H1	BRONZE	SUNBURST	35	EXT TH	177.5x109x2	6.99x4.29x0.079
INTERNATIONAL	1202655H1	STEEL	-	35	INT TH	170.9x102.9x1.5	6.73x4.05x0.059
INTERNATIONAL	1202656H1	STEEL	-	35	INT TH	170.9x102.9x2	6.73x4.05x0.079
INTERNATIONAL	1202657H1	STEEL	-	35	INT TH	170.9x102.9x2.5	6.73x4.05x0.098
INTERNATIONAL	1202681H1	BRONZE	SUNBURST	27	EXT TH	137.4x90.9x2	5.41x3.58x0.079
INTERNATIONAL	1202682H1	STEEL	-	29	INT TH	131.1x85.1x2	5.16x3.35x0.079
INTERNATIONAL	1202683H1	STEEL	-	29	INT TH	131.1x85.1x2.5	5.16x3.35x0.098
INTERNATIONAL	1202684H1	STEEL	-	29	INT TH	131.1x85.1x1.5	5.16x3.35x0.059
INTERNATIONAL	1209800H1	PAPER	2 PASS	29	INT TH	183.9x119.4x3.9	7.24x4.7x0.154
INTERNATIONAL	1222489C1	STEEL	RUBBER PINS	6	EXT LG	437x343x2.4	17.2x13.5x0.093
INTERNATIONAL	1222489H91	STEEL	-	6	EXT LG	438.2x342.9x2.3	17.25x13.5x0.09
INTERNATIONAL	FM1251 MATE	STEEL	-	8	EXT LG	282x200x3.2	11.1x7.87x0.126
INTERNATIONAL	1222490H91	STEEL	RUBBER PINS	8	EXT LG	283.4x200.2x2.4	11.16x7.88x0.093

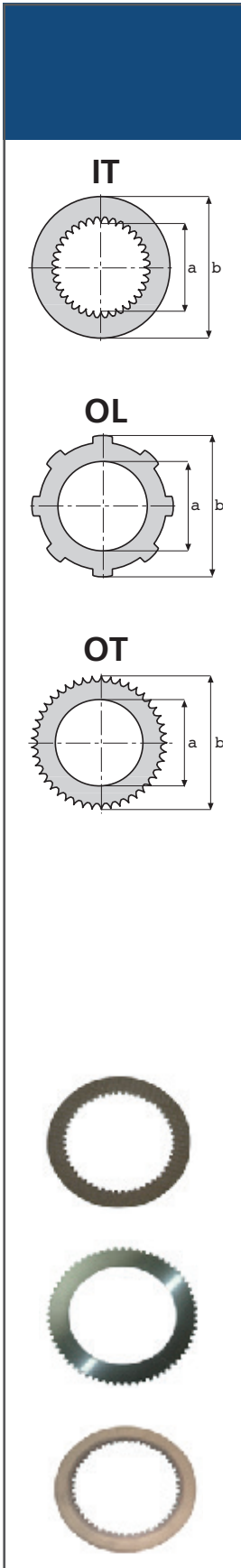
	BRAND	PART NUMBER	MATERIAL	GROOVE DETAILS	TEETH	TYPE	SIZE MM	SIZE INCH
	INTERNATIONAL	1230637H1	BRONZE	SPR/RAD	34	INT TH	100x68.2x1.6	3.94x2.69x0.061
	INTERNATIONAL	1244205H1	TAN PAPER	2 PASS	50	(52) IN TH	148.6x107.7x2.7	5.85x4.24x0.108
	INTERNATIONAL	1244205H1	GREEN PA	2 PASS	50	(52) IN TH	148.6x107.7x2.7	5.85x4.24x0.108
	INTERNATIONAL	1260006H1	STEEL	HARDENED	8	EXT LG	247x173x2.4	9.72x6.81x0.093
	INTERNATIONAL	1260007H1	STEEL	HARDENED	8	EXT LG	247x173x2.4	9.72x6.81x0.093
	INTERNATIONAL	1263329H1	BRONZE	SUN/WAG	35	INT TH	179x103x3.5	7.05x4.05x0.138
	INTERNATIONAL	1263329H1	PAPER	3 PASS	35	INT TH	179x103x3.5	7.05x4.05x0.138
	INTERNATIONAL	1276803H1	STEEL	-	67	(70)EX TH	191x130x3	7.52x5.12x0.118
	INTERNATIONAL	1276804H1	STEEL	-	67	(70)EX TH	191x130x2.5	7.52x5.12x0.098
	INTERNATIONAL	1276916H1	BRONZE	WAF/WAG	45	INT TH	187x132.6x3	7.36x5.22x0.118
	INTERNATIONAL	1285974C1	STEEL	-	8	EXT LG	244x173x2.3	9.61x8.81x0.091
	INTERNATIONAL	1285975C2	CARBON PA	WAFFLE	39	INT TH	228x162x2.9	8.98x6.38x0.114
	INTERNATIONAL	1342285C1	BRONZE	SPR/RAD	19	INT TH	203.2x57.2x4.7	8x2.25x0.185
	INTERNATIONAL	1345726C1	IRON	2 PASS	16	INT TH	143x63.5x6.3	5.63x2.5x0.248
	INTERNATIONAL	1997907C1	PAPER	WAFFLE	48	INT TH	141x99x2	5.55x3.9x0.079
	INTERNATIONAL	3135827R1	STEEL	-	22	INT TH	155.6x79.4x2	6.13x3.13x0.079
	INTERNATIONAL	3136997R91	BRONZE	SPR/RAD	12	EXT SL	181.5x120.3x2.5	7.15x4.74x0.098
	INTERNATIONAL	3145546R91	PAPER	WAFFLE	10	INT TH	226.7x48.3x8.9	8.92x1.9x0.35
	INTERNATIONAL	3145546R92	PAPER	WAFFLE	10	INT TH	226.7x48.3x8.9	8.92x1.9x0.35
	INTERNATIONAL	3220450R91	PAPER	WAFFLE	10	INT TH	255.4x48.3x8.9	10.05x1.9x0.35
	INTERNATIONAL	3220450R92	PAPER	WAFFLE	10	INT TH	255.4x48.3x8.9	10.05x1.9x0.35
	INTERNATIONAL	3220450R94	PAPER	WAFFLE	10	INT TH	255.4x48.3x8.9	10.05x1.9x0.35
	INTERNATIONAL	3376410R1	STEEL	-	24	EXT TH	108.2x76.2x1.2	4.26x3x0.045
	INTERNATIONAL	3380998H1	STEEL	-	67	(70)EX TH	191x130x3	7.52x5.12x0.118
	INTERNATIONAL	3380999H1	PAPER	3 PASS	35	INT TH	179x103x3.5	7.05x4.05x0.138
	INTERNATIONAL	3381148H91	STEEL	HARDENED	4	EXT LG	289.8x92.1x3.3	7.47x3.63x0.13
	INTERNATIONAL	3381439H91	MOLYBDENUM	SPR/WAG	40	INT TH	172x84.1x3	6.77x3.31x0.118
	JCB	04/500206	PAPER	2 PASS	59	INT TH	190.8x147.3x3	7.51x5.8x0.118
	JCB	04/500207	STEEL	-	3	EXT LG	214.9x155.7x1.8	8.46x6.13x0.07
	JCB	04/500229	STEEL	END PLATE	54	EXT TH	139.2x98.2x8.7	5.48x3.87x0.343
	JCB	04/500230	TAN PAPER	2 PASS	45	INT TH	133.1x92.7x1.6	5.24x3.65x0.063
	JCB	04/500230	GREEN PA.	WAFFLE	45	INT TH	133.1x92.7x1.6	5.24x3.65x0.063
	JCB	04/500231	STEEL	-	54	EXT TH	139.2x98.6x1.8	5.48x3.88x0.07
	JCB	04/500233	STEEL	END PLATE	54	EXT TH	139.2x98.2x8.3	5.48x3.87x0.327
	JCB	04/500235	STEEL	SPRING	8	INT TH	134.7x73.6x1.8	5.3x2.9x0.071
	JCB	04/500300	STEEL	FLEXI PLATE			0x0x0	0x0x0
	JCB	04/500301	STEEL	FLEXI PLATE	6	HOLE	339.7x133.4x1.5	13.37x5.25x0.059
	JCB	04/500302	STEEL	REINF PLATE	6	HOLE	186.5x132x2.1	7.34x5.2x0.083
	JCB	04/800278	BRONZE	SUNBURST	27	EXT TH	137.4x90.9x2	5.41x3.58x0.079
JCB	04/800279	STEEL	-	29	INT TH	131.1x85.1x1.5	5.16x3.35x0.059	



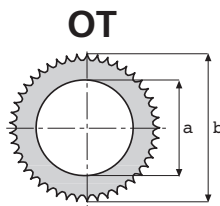
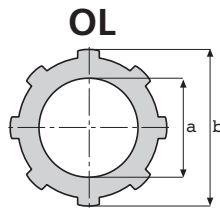
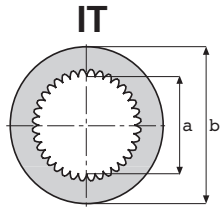
BRAND	PART NUMBER	MATERIAL	GROOVE DETAILS	TEETH	TYPE	SIZE MM	SIZE INCH
JCB	04/800280	STEEL	-	29	INT TH	131.1x85.1x2	5.16x3.35x0.079
JCB	04/800281	STEEL	-	29	INT TH	131.1x85.1x2.5	5.16x3.35x0.098
JCB	04/700745	STEEL	-	29	INT TH	131.1x85.1x2.5	5.16x3.35x0.098
JCB	04/800746	BRONZE	SUNBURST	27	EXT TH	137.4x90.9x2	5.41x3.58x0.079
JCB	10/300200	PAPER	2 PASS	54	INT TH	325x224x4.5	12.8x8.82x0.177
JCB	10/300376	PAPER	3 PASS	57	INT TH	360x237x4.5	14.17x9.33x0.177
JCB	10/300377	STEEL	-	75	EXT TH	383x253x3.9	15.08x9.96x0.154
JCB	10/300378	STEEL	-	75	EXT TH	383x253x4.3	15.08x9.96x0.167
JCB	10/301378	STEEL	-	75	EXT TH	383x253x5	15.08x9.96x0.197
JCB	10/904181	STEEL	-	3	EXT LG	180x111x2.7	7.09x4.37x0.105
JCB	10/904182	PAPER	2 PASS	19	INT TH	152x34x4.8	5.98x1.34x0.189
JCB	10/904323	STEEL	-	88	(91)EX TH	293x185x4.5	11.54x7.28x0.177
JCB	10/904336	STEEL	-	88	(91)EX TH	293x185x4	11.54x7.28x0.157
JCB	10/904337	PAPER	4 PASS	34	INT TH	277x167x4.5	10.91x6.57x0.177
JCB	10/905026	STEEL	-	88	(91)EX TH	293x185x4	11.54x7.28x0.157
JCB	10/905027	PAPER	4 PASS	34	INT TH	277x167x4.5	10.91x6.57x0.177
JCB	10/905028	STEEL	-	88	(91)EX TH	293x185x4.5	11.54x7.28x0.177
JCB	10/905029	STEEL	-	88	(91)EX TH	293x185x4	11.54x7.28x0.157
JCB	10/905030	STEEL	-	88	(91)EX TH	293x185x4.5	11.54x7.28x0.177
JCB	10/905043	PAPER	4 PASS	34	INT TH	277x167x4.5	10.91x6.57x0.177
JCB	10/905514	BRONZE	WAFFLE	22	INT TH	71.7x44x1.6	2.82x1.73x0.063
JCB	10/906486	PAPER	2 PASS	72	INT TH	298x215x4.5	11.73x8.46x0.177
JCB	10/906487	STEEL	-	75	EXT TH	315x226x3.9	12.4x8.9x0.154
JCB	10/906488	STEEL	-	75	EXT TH	315x226x4.5	12.4x8.9x0.177
JCB	10/906489	STEEL	-	75	EXT TH	315x226x4.3	12.4x8.9x0.167
JCB	10/906490	STEEL	-	75	EXT TH	315x226x5	12.4x8.9x0.197
JCB	10/906586	PAPER	2 PASS	54	INT TH	325x224x4.5	12.8x8.82x0.177
JCB	10/906587	STEEL	-	75	EXT TH	345x243x3.9	13.58x9.57x0.154
JCB	10/906588	STEEL	-	75	EXT TH	345x243x4.5	13.58x9.57x0.177
JCB	10/906589	STEEL	-	75	EXT TH	345x243x5	13.58x9.57x0.197
JCB	10/906590	STEEL	-	75	EXT TH	345x243x4.2	13.58x9.57x0.165
JCB	10/906812	PAPER	3 PASS	35	INT TH	179x103x3.5	7.05x4.05x0.138
JCB	10/906931	STEEL	-	67	(70)EX TH	191x130x2	7.52x5.12x0.079
JCB	10/906932	STEEL	-	67	(70)EX TH	191x130x2.5	7.52x5.12x0.098
JCB	10/906933	STEEL	-	67	(70)EX TH	191x130x3	7.52x5.12x0.118
JCB	10/907119	STEEL	-	67	(70)EX TH	191x130x2	7.52x5.12x0.079
JCB	10/907120	STEEL	-	67	(70)EX TH	191x130x2.5	7.52x5.12x0.098
JCB	10/907121	STEEL	-	67	(70)EX TH	191x130x3	7.52x5.12x0.118
JCB	10/907122	PAPER	3 PASS	35	INT TH	179x103x3.5	7.05x4.05x0.138
JCB	10/907369	STEEL	-	24	EXT TH	108.2x76.2x1.2	4.26x3x0.045
JCB	10/907373	BRONZE	SPR/RAD	34	INT TH	100x68.2x1.6	3.94x2.69x0.061

	BRAND	PART NUMBER	MATERIAL	GROOVE DETAILS	TEETH	TYPE	SIZE MM	SIZE INCH
     	JCB	15/920147	PAPER	2 PASS	72	INT TH	298x215x4.5	11.73x8.46x0.177
	JCB	200/42308P	STEEL	-	79	EXT TH	168.7x104.1x1.5	6.64x4.1x0.059
	JCB	200/42309P	BRONZE	SUNBURST	38	INT TH	163.3x92.7x2.4	6.43x3.65x0.095
	JCB	200/42311	BRONZE	SUNBURST	38	INT TH	163.3x92.7x2.5	6.43x3.65x0.098
	JCB	331/16516	STEEL	-	57	EXT TH	147.2x99.5x2	5.8x3.92x0.079
	JCB	331/16519	STEEL	-	57	EXT TH	147.2x99.5x1.2	5.8x3.92x0.047
	JCB	331/16520	PAPER	RADIAL	45	INT TH	140.2x92.4x2.4	5.52x3.64x0.094
	JCB	331/31560	STEEL	-	54	EXT TH	139x99x4	5.47x3.9x0.157
	JCB	331/31561	STEEL	-	54	EXT TH	139x90x6	5.47x3.54x0.236
	JCB	331/31563	STEEL	-	54	EXT TH	139x99x6.5	5.47x3.9x0.256
	JCB	332/F6082	BRONZE	WAF/WAG	64	INT TH	345x252x3.8	13.58x9.92x0.15
	JCB	332/G0484	STEEL	HARDENED	20	EXT LG	374x262x2.4	14.72x10.31x0.094
	JCB	332/Y8132	STEEL	-	57	EXT TH	147.2x99.5x2	5.8x3.92x0.079
	JCB	332/Y8134	STEEL	-	3	EXT LG	240x140x3.8	9.45x5.51x0.15
	JCB	333/C5794	PAPER	WAF/WAG	64	INT TH	345x252.1x4.7	13.58x9.93x0.185
	JCB	333/C5795	STEEL	-	20	EXT LG	372.5x262.5x4	14.67x10.33x0.157
	JCB	333/C5805	STEEL	-	20	EXT LG	372.5x262.5x2	14.67x10.33x0.079
	JCB	440/00707	STEEL	-	9	EXT TH	180.4x80x3.2	7.1x3.15x0.126
	JCB	440/00719	PAPER	2 PASS	16	INT TH	164x34.2x3.8	6.46x1.35x0.15
	JCB	440/00720	STEEL	-	9	EXT TH	180.4x80x3.8	7.1x3.15x0.15
	JCB	440/00721	PAPER	2 PASS	16	INT TH	164x34.2x3.8	6.46x1.35x0.15
	JCB	445/03205	KIT(7)	2 PASS	45	INT TH	133.1x92.7x1.6	5.24x3.65x0.063
	JCB	445/03206	KIT(6)	-	6	EXT LG	150.9x98.6x1.8	5.94x3.88x0.07
	JCB	445/03206	SINGLE	PLATE	6	EXT LG	150.9x98.6x1.8	5.94x3.88x0.07
	JCB	445/05106	BRONZE	WAFFLE	28	INT TH	101.5x57.2x2.1	4x2.25x0.083
	JCB	445/05107	STEEL	-	6	EXT LG	111.5x66.7x1.5	4.39x2.63x0.059
	JCB	445/12307	STEEL	-	54	EXT TH	139.2x98.6x1.8	5.48x3.88x0.07
	JCB	445/12314	STEEL	-	54	EXT TH	139.2x98.6x1.2	5.48x3.88x0.049
	JCB	445/12315	END PLATE	-	18	(54)EX TH	139x98x6	5.47x3.86x0.236
	JCB	445/30011	GREEN PA.	2 PASS	45	INT TH	133.1x92.7x2.3	5.24x3.65x0.091
	JCB	445/30011	TAN PAPER	2 PASS	45	INT TH	133.1x92.7x2.3	5.24x3.65x0.091
	JCB	445/40118	STEEL	-	3	EXT LG	115x74x1.5	4.53x2.91x0.059
	JCB	445/40119	BRONZE	-	15	INT TH	101.8x29.8x2.1	4x1.17x0.083
JCB	446/01310	STEEL	-	40	(52)EX TH	170.9x130.3x1.4	6.73x5.13x0.055	
JCB	446/01317	BRONZE	SUNBURST	38	INT TH	162.6x120.9x2.3	6.4x4.76x0.09	
JCB	446/01317	GRAPHITE	SUNBURST	38	INT TH	162.6x120.9x2.3	6.4x4.76x0.09	
JCB	446/40707	CARBON PA	SUNBURST	51	EXT TH	165.1x127x2.4	6.5x5x0.095	
JCB	447/00506	BRONZE	SPIRAL	57	INT TH	128.3x87.9x2.5	5.05x3.46x0.098	
JCB	447/00507	STEEL	-	64	EXT TH	137.2x96.3x1.5	5.4x3.79x0.059	
JCB	447/06706	STEEL	-	79	EXT TH	168.7x104.1x1.5	6.64x4.1x0.059	
JCB	450/10211	BRONZE	SPR/WAG	15	INT TH	221x49.5x4.8	8.7x1.95x0.189	

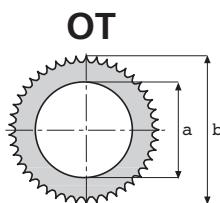
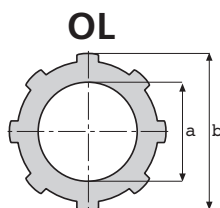
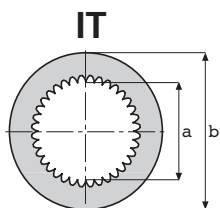




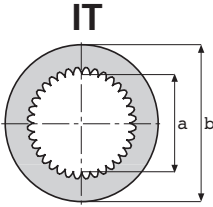
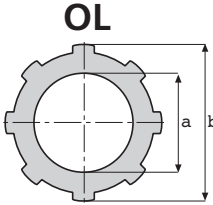
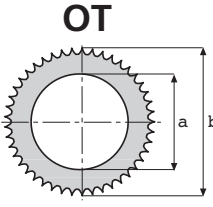



BRAND	PART NUMBER	MATERIAL	GROOVE DETAILS	TEETH	TYPE	SIZE MM	SIZE INCH
JCB	450/10212	STEEL	-	3	EXT LG	238x140x3.2	9.37x5.51x0.125
JCB	450/10218	USE 450/10211				0x0x0	0x0x0
JCB	450/10219	STEEL	-	3	EXT LG	238x140x3.2	9.37x5.51x0.125
JCB	450/10224	PAPER	3 PASS	15	INT TH	222x49.5x3.9	8.74x1.95x0.152
JCB	450/10226	STEEL	-	3	EXT LG	240x140x3.8	9.45x5.51x0.15
JCB	450/20401	BRONZE	-	28	INT TH	88x57.3x3	3.46x2.25x0.118
JCB	450/20402	BRONZE	-	28	INT TH	88x57.3x2.1	3.46x2.25x0.08
JCB	450/20403	STEEL	-	4	EXT LG	98.7x63x1.6	3.89x2.48x0.063
JCB	450/22908	PAPER	3 PASS	24	INT TH	222x58.5x3.9	8.74x2.3x0.154
JCB	450/23003	PAPER	3 PASS	24	INT TH	222x58.5x3.9	8.74x2.3x0.154
JCB	451/01702	BRONZE	SPR/WAG	23	INT TH	203.2x46.2x4.7	8x1.82x0.185
JCB	451/01703	STEEL	-	4	EXT LG	229.9x130x2.3	9.05x5.12x0.09
JCB	451/08002	STEEL	-	4	EXT LG	229.9x130x2.3	9.05x5.12x0.09
JCB	451/13302	STEEL	-	4	EXT LG	229.9x130x2.3	9.05x5.12x0.09
JCB	451/13303	BRONZE	SPR/WAG	23	INT TH	203.2x46.2x4.7	8x1.82x0.185
JCB	451/22702	STEEL	-	4	EXT LG	229.9x130x3.1	9.05x5.12x0.124
JCB	451/24201	STEEL	-	4	EXT LG	229.9x130x3.1	9.05x5.12x0.124
JCB	451/24202	STEEL	-	4	EXT LG	229.9x130x3.1	9.05x5.12x0.124
JCB	453/15301	STEEL	-	9	(60)EX TH	240x130x3.8	9.45x5.12x0.15
JCB	458/20281	PAPER	2 PASS	16	INT TH	164x34.2x3.8	6.46x1.35x0.15
JCB	458/20285	STEEL	-	3	EXT LG	240x140x3.8	9.45x5.51x0.15
JCB	458/20286	STEEL	-	9	EXT TH	180.4x80x3.8	7.1x3.15x0.15
JCB	458/20289	STEEL	-	9	(60)EX TH	240x130x3.8	9.45x5.12x0.15
JCB	458/20316	PAPER	3 PASS	24	INT TH	222x58.5x3.9	8.74x2.3x0.154
JCB	458/20353	PAPER	3 PASS	15	INT TH	222x49.5x3.9	8.74x1.95x0.152
JCB	458/20357	PAPER	3 PASS	15	INT TH	166x49.5x3.9	6.54x1.95x0.153
JCB	458/20358	STEEL	-	3	EXT LG	182x97x3.9	7.17x3.82x0.153
JCB	550/43098	PAPER	2 PASS	72	INT TH	298x215x4.5	11.73x8.46x0.177
JCB	550/43099	STEEL	-	75	EXT TH	315x226x3.9	12.4x8.9x0.154
JCB	550/43100	STEEL	-	75	EXT TH	315x226x4.5	12.4x8.9x0.177
JCB	550/43101	STEEL	-	75	EXT TH	315x226x5	12.4x8.9x0.197
JCB	550/43103	STEEL	-	75	EXT TH	315x226x4.3	12.4x8.9x0.167
JCB	814/00207	STEEL	SPRING	8	INT TH	134.7x73.6x1.8	5.3x2.9x0.071
JCB	998/M5385	12 X PAPER	12 X STEEL			-	-
JLG	8033570	GRAPHITE	SUNBURST	15	INT TH	213x44x10	8.38x1.73x0.394
JLG	8035184	BRONZE	WAFFLE	22	INT TH	71.7x44x2.8	2.82x1.73x0.11
JLG	8035185	STEEL	-	4	EXT LG	85x49.2x1.5	3.35x1.94x0.059
JLG	8035186	BRONZE	WAFFLE	22	INT TH	71.7x44x1.6	2.82x1.73x0.063
JLG	8035199	PAPER	2 PASS	36	INT TH	223x71x4.9	8.78x2.8x0.191
JLG	91474123	BRONZE	WAFFLE	22	INT TH	71.7x44x2.8	2.82x1.73x0.11



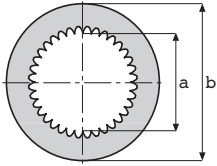
BRAND	PART NUMBER	MATERIAL	GROOVE DETAILS	TEETH	TYPE	SIZE MM	SIZE INCH
JLG	91474124	STEEL	-	4	EXT LG	85x49.2x1.5	3.35x1.94x0.059
JLG	91474140	PAPER	2 PASS	36	INT TH	223x71x4.9	8.78x2.8x0.191
JLG	91474568	PAPER	SUNBURST	16	INT TH	201x40.5x4.9	7.91x1.59x0.192
JLG	91474569	STEEL	-	3	EXT LG	216.9x144x2.7	8.54x5.67x0.106
JOHN DEERE	AL29645	PAPER	3 PASS	12	INT TH	305.6x45.5x7.2	12.03x1.79x0.283
JOHN DEERE	AL30095	PAPER	3 PASS	15	INT TH	306x57.6x10.1	12.03x2.27x0.402
JOHN DEERE	AL38234	PAPER	3 PASS	12	INT TH	305.6x45.5x7.2	12.03x1.79x0.283
JOHN DEERE	AL38235	PAPER	3 PASS	15	INT TH	306x57.6x10.1	12.03x2.27x0.402
JOHN DEERE	AL38236	PAPER	3 PASS	12	INT TH	306x45.5x10.1	12.03x1.79x0.402
JOHN DEERE	AL38238	PAPER	2 PASS	6	INT LG	191.9x152.3x2.3	7.56x6x0.091
JOHN DEERE	AL38239	PAPER	2 PASS	45	INT TH	133.1x92.7x2.5	5.24x3.65x0.1
JOHN DEERE	AL38240	PAPER	2 PASS	45	INT TH	133.1x92.7x1.6	5.24x3.65x0.063
JOHN DEERE	AL55075	BRONZE	SUNBURST	19	INT TH	110x28x6	4.33x1.1x0.236
JOHN DEERE	AL65871	PAPER	3 PASS	15	INT TH	305.8x55.1x4.8	12.04x2.17x0.189
JOHN DEERE	AL65872	PAPER	3 PASS	12	INT TH	305.8x42.9x4.8	12.04x1.69x0.189
JOHN DEERE	AL66796	PAPER	3 PASS	12	INT TH	305.8x42.9x4.8	12.04x1.69x0.189
JOHN DEERE	AL66797	PAPER	3 PASS	12	INT TH	305.8x42.9x4.8	12.04x1.69x0.189
JOHN DEERE	AL68096	PAPER	3 PASS	12	INT TH	306x45.5x10.1	12.03x1.79x0.402
JOHN DEERE	AL68507	PAPER	3 PASS	12	INT TH	305.8x42.9x4.8	12.04x1.69x0.189
JOHN DEERE	AL68508	PAPER	3 PASS	12	INT TH	305.8x42.9x4.8	12.04x1.69x0.189
JOHN DEERE	AL69559	BRONZE	SUNBURST	45	INT TH	133.1x92.7x2.5	5.24x3.65x0.1
JOHN DEERE	AL69560	BRONZE	SUNBURST	45	INT TH	133.1x92.7x1.6	5.24x3.65x0.063
JOHN DEERE	AL75434	PAPER	3 PASS	14	INT TH	313x43.4x4.8	12.32x1.71x0.189
JOHN DEERE	AL76887	PAPER	3 PASS	14	INT TH	305.8x36.2x4.9	12.04x1.43x0.193
JOHN DEERE	AL111498	PAPER	3 PASS	14	INT TH	313x43.4x4.8	12.32x1.71x0.189
JOHN DEERE	AL112982	PAPER	3 PASS	14	INT TH	313x43.4x6	12.32x1.71x0.236
JOHN DEERE	AL159761	PAPER	3 PASS	14	INT TH	313x43.4x4.8	12.32x1.71x0.189
JOHN DEERE	AL159762	PAPER	3 PASS	14	INT TH	313x43.4x6	12.32x1.71x0.236
JOHN DEERE	AL160564	PAPER	HOLES	75	(77)IN TH	320.7x266.4x3.8	12.63x10.49x0.148
JOHN DEERE	AL160565	STEEL	-	24	(56)EX TH	352.3x279.1x2.5	13.87x10.99x0.098
JOHN DEERE	AL160566	PAPER	2 PASS/HARDEN	75	(77)IN TH	320.7x266.4x3.8	12.63x10.49x0.148
JOHN DEERE	AL160567	STEEL	-	45	(56)EX TH	352.3x279.1x2.5	13.87x10.99x0.098
JOHN DEERE	AL160575	PAPER	2 PASS	36	(38)EX TH	204.1x132.2x3.3	8.04x5.2x0.128
JOHN DEERE	AL160576	STEEL	-	48	INT TH	190x117.9x2.5	7.48x4.64x0.098
JOHN DEERE	AL160577	STEEL	-	56	EXT TH	327.9x255.1x2.5	12.91x10.04x0.098
JOHN DEERE	AL160578	PAPER	2 PASS	97	(99)IN TH	314.1x245.5x3.2	12.37x9.67x0.127
JOHN DEERE	AL162808	PAPER	3 PASS	14	INT TH	305.8x36.2x4.9	12.04x1.43x0.193
JOHN DEERE	AL171954	PAPER	3 PASS	14	INT TH	313x43.4x4.8	12.32x1.71x0.189
JOHN DEERE	AL171955	PAPER	3 PASS	14	INT TH	313x43.4x6	12.32x1.71x0.236
JOHN DEERE	AR27727	PAPER	WAFFLE	6	EXT LG	115x82.6x2	4.53x3.25x0.079



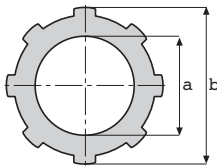
BRAND	PART NUMBER	MATERIAL	GROOVE DETAILS	TEETH	TYPE	SIZE MM	SIZE INCH
JOHN DEERE	AR39128	BRONZE	SUNBURST	45	INT TH	133.1x92.7x1.6	5.24x3.65x0.063
JOHN DEERE	AR44997	STEEL	-	4	INT LG	104.7x71.6x1.2	4.11x2.81x0.047
JOHN DEERE	AR60082	PAPER	WAFFLE	48	INT TH	305.5x149.5x3.6	12.03x5.89x0.142
JOHN DEERE	AR67710	PAPER	WAFFLE	48	INT TH	305.5x149.5x3.6	12.03x5.89x0.142
JOHN DEERE	AR68345	PAPER	WAFFLE	104	INT TH	322.8x262.8x3.3	12.71x10.35x0.13
JOHN DEERE	AR69610	BRONZE	SUNBURST	95	INT TH	295x240x3.1	11.61x9.45x0.122
JOHN DEERE	AR69611	PAPER	WAFFLE	54	INT TH	177.8x112.6x2.9	7x4.43x0.114
JOHN DEERE	AR71561	PAPER	WAFFLE	45	INT TH	133.1x92.7x1.9	5.24x3.65x0.73
JOHN DEERE	AR73183	PAPER	WAFFLE	48	INT TH	305.5x149.5x3.6	12.03x5.89x0.142
JOHN DEERE	AR73712	PAPER	WAFFLE	48	INT TH	305.5x149.5x3.6	12.03x5.89x0.142
JOHN DEERE	AR77819	PAPER	WAFFLE	55	INT TH	109.9x86.1x1.8	4.33x3.39x0.071
JOHN DEERE	AR78361	PAPER	2 PASS	45	INT TH	133.1x92.7x2.5	5.24x3.65x0.1
JOHN DEERE	AR87422	BRONZE	SUNBURST	54	INT TH	177.8x112.6x2.9	7x4.43x0.115
JOHN DEERE	AR89320	PAPER	WAFFLE	48	INT TH	305.5x149.5x3.6	12.03x5.89x0.142
JOHN DEERE	AR94515	PAPER	WAFFLE	104	INT TH	322.8x262.8x3.3	12.71x10.35x0.13
JOHN DEERE	AR94516	PAPER	WAFFLE	54	INT TH	177.8x112.6x2.9	7x4.43x0.114
JOHN DEERE	AR94519	PAPER	WAFFLE	48	INT TH	279.5x149.6x3.6	11x5.89x0.142
JOHN DEERE	AR95827	PAPER	WAFFLE	48	INT TH	305.5x149.5x3.6	12.03x5.89x0.142
JOHN DEERE	AR108105	PAPER	2 PASS	45	INT TH	133.1x92.7x1.6	5.24x3.65x0.063
JOHN DEERE	AT22034	PAPER	3 PASS	12	INT TH	306x45.5x10.1	12.03x1.79x0.402
JOHN DEERE	AT26632	PAPER	2 PASS	45	INT TH	133.1x92.7x1.6	5.24x3.65x0.063
JOHN DEERE	AT63106	GRAPHITE	SUNBURST	12	INT TH	304.8x45.7x9.7	12x1.8x0.38
JOHN DEERE	AT100837	BRONZE	RADIAL	59	INT TH	190.8x147.3x3	7.51x5.8x0.118
JOHN DEERE	AT101001	PAPER	2 PASS	45	INT TH	133.1x92.7x1.6	5.24x3.65x0.063
JOHN DEERE	AT179473	PAPER	WAFFLE/WAVED	40	INT TH	119.7x79x1.6	4.71x3.11x0.063
JOHN DEERE	AT179503	PAPER	3 PASS	15	INT TH	232x43x5.8	9.13x1.69x0.228
JOHN DEERE	AT253102	MOLYBDENUM	SPRWAG	46	(50)INT TH	117.5x62.6x2.6	4.63x2.46x0.102
JOHN DEERE	AT253103	STEEL	HARDENED	6	EXT SL	130x66.8x2.2	5.12x2.63x0.087
JOHN DEERE	AT253104	STEEL	HARDENED	6	EXT SL	130x66.8x2.3	5.12x2.63x0.091
JOHN DEERE	AT253105	STEEL	HARDENED	6	EXT SL	130x66.8x2.4	5.12x2.63x0.094
JOHN DEERE	AT253106	STEEL	HARDENED	6	EXT SL	130x66.8x2.5	5.12x2.63x0.098
JOHN DEERE	AT255595	MOLYBDENUM	SPRWAG	40	INT TH	172x84.1x3	6.77x3.31x0.118
JOHN DEERE	AT255605	STEEL	HARDENED	4	EXT LG	189.8x92.1x2.9	7.47x3.63x0.114
JOHN DEERE	AT255608	STEEL	HARDENED	4	EXT LG	189.8x92.1x3.3	7.47x3.63x0.13
JOHN DEERE	AT258946	PAPER	RADIAL	30	INT LG	329x285x3	12.96x11.24x0.117
JOHN DEERE	AT258951	BRONZE	SUN-PLAIN	35	EXT TH	177.5x109x1.6	6.99x4.29x0.063
JOHN DEERE	AT300740	PAPER	WAFFLE	95	INT TH	295x240x3.1	11.61x9.45x0.12
JOHN DEERE	AT315888	GRAPHITE	SUNBURST	12	INT TH	304.8x45.7x9.7	12x1.8x0.38
JOHN DEERE	AT321450	PAPER	3 PASS	48	INT TH	232.7x142x4	9.16x5.59x0.157
JOHN DEERE	AT321696	PAPER	WAFFLE	95	INT TH	295x240x3.1	11.61x9.45x0.12
JOHN DEERE	AT321802	STEEL	-	81	EXT TH	243.6x152.1x2.5	9.59x5.99x0.098

	BRAND	PART NUMBER	MATERIAL	GROOVE DETAILS	TEETH	TYPE	SIZE MM	SIZE INCH
     	JOHN DEERE	AT321804	STEEL	-	81	EXT TH	243.6x152.1x2	9.59x5.99x0.079
	JOHN DEERE	AT322016	STEEL	-	24	EXT TH	108.2x76.2x1.2	4.26x3x0.045
	JOHN DEERE	AT322021	BRONZE	SPR/RAD	34	INT TH	100x68.2x1.6	3.94x2.69x0.061
	JOHN DEERE	AT322036	BRONZE	WAF/WAG	45	INT TH	187x132.6x3	7.36x5.22x0.118
	JOHN DEERE	AT325657	PAPER	4 PASS	42	INT TH	340x206x5.5	13.39x8.11x0.217
	JOHN DEERE	AT339059	PAPER	3 PASS	48	INT TH	233x141.5x5.5	9.17x5.57x0.217
	JOHN DEERE	AT339543	PAPER	3 PASS	20	INT TH	233x59.5x5.5	9.17x2.34x0.217
	JOHN DEERE	AT339922	CARBON PA	WAFFLE	34	INT TH	109.7x68.4x1.6	4.32x2.69x0.063
	JOHN DEERE	AZ40478	PAPER	3 PASS	12	INT TH	306x45.5x10.1	12.03x1.79x0.402
	JOHN DEERE	DJ13290	PAPER	3 PASS	15	INT TH	305.8x55.4x5.9	12.04x2.18x0.232
	JOHN DEERE	DJ13291	PAPER	3 PASS	12	INT TH	305.8x42.9x5.9	12.04x1.69x0.232
	JOHN DEERE	F045019	STEEL	-	2	EXT LG	170.5x110x2.5	6.71x4.33x0.098
	JOHN DEERE	F056912	GRAPHITE	SUNBURST	24	INT TH	169x45.1x4.8	6.65x1.78x0.189
	JOHN DEERE	F072092	STEEL	-	2	EXT LG	170.5x110x2.5	6.71x4.33x0.098
	JOHN DEERE	F437205	STEEL	HARDENED	4	EXT LG	189.8x92.1x3	7.47x3.63x0.118
	JOHN DEERE	F437207	STEEL	HARDENED	4	EXT LG	189.8x92.1x3.1	7.47x3.63x0.122
	JOHN DEERE	F437208	STEEL	HARDENED	4	EXT LG	189.8x92.1x2.7	7.47x3.63x0.106
	JOHN DEERE	F437216	PAPER	WAF/WAG	64	INT TH	345x252.1x4.7	13.58x9.93x0.185
	JOHN DEERE	F437223	STEEL	-	20	EXT LG	372.5x262.5x2	14.67x10.33x0.079
	JOHN DEERE	L33125	STEEL	-	3	EXT LG	120.4x86x2.9	4.74x3.39x0.114
	JOHN DEERE	L33163	STEEL	SINEWAVED	6	EXT LG	196x168x2.3	7.72x6.61x0.091
	JOHN DEERE	L33497	STEEL	-	4	EXT LG	321.9x212.1x6	12.67x8.35x0.237
	JOHN DEERE	L55004	STEEL	-	4	EXT LG	321.9x220x14	12.67x8.66x0.551
	JOHN DEERE	L64752	STEEL	-	10	EXT TH	142.7x99.1x2.3	5.62x3.9x0.09
	JOHN DEERE	L77358	STEEL	-	3	EXT LG	346.5x242x6	13.64x9.53x0.236
	JOHN DEERE	L150355	PAPER	3 PASS	35	INT TH	179x103x3.5	7.05x4.05x0.138
	JOHN DEERE	L152006	PAPER	3 PASS	48	INT TH	232.7x142x4	9.16x5.59x0.157
	JOHN DEERE	R17344	STEEL	-	4	EXT LG	334x238x4	13.15x9.37x0.157
	JOHN DEERE	R31404R	BRONZE	SUNBURST	54	INT TH	177.8x112.6x2.9	7x4.43x0.115
	JOHN DEERE	R33873	STEEL	-	6	EXT LG	195x120.7x3.2	7.68x4.75x0.124
	JOHN DEERE	R39259	STEEL	-	6	EXT LG	142x99.1x1.6	5.59x3.9x0.063
	JOHN DEERE	R39325	STEEL	-	6	EXT LG	197.2x120.7x2.3	7.76x4.75x0.091
	JOHN DEERE	R46391	STEEL	-	6	EXT LG	195x120.7x3.2	7.68x4.75x0.124
JOHN DEERE	R57345	STEEL	-	6	EXT LG	197.2x120.7x2.3	7.76x4.75x0.091	
JOHN DEERE	R64197	STEEL	-	6	EXT LG	152x99x1.5	5.98x3.9x0.06	
JOHN DEERE	R95313	STEEL	-	4	EXT LG	333.1x238.4x4	13.11x9.39x0.157	
JOHN DEERE	R95378	STEEL	-	4	EXT LG	330x247x6	12.99x9.72x0.236	
JOHN DEERE	R95422	STEEL	-	4	EXT LG	347.2x247.1x6	13.67x9.73x0.236	
JOHN DEERE	R96805	STEEL	-	6	EXT LG	250.8x139.9x7	9.87x5.51x0.276	
JOHN DEERE	R96806	STEEL	-	6	EXT LG	277.3x134.9x7	8.95x5.31x0.276	
JOHN DEERE	R101158	STEEL	-	4	EXT LG	333.8x238.2x3	13.14x9.38x0.118	

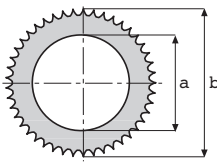
IT



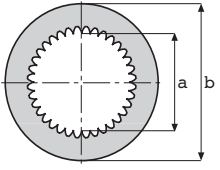
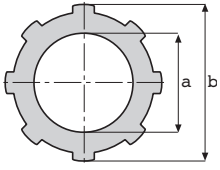
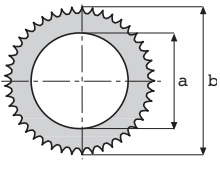



OL



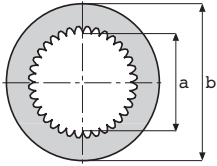
OT



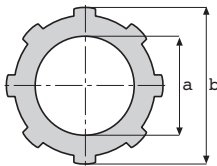
BRAND	PART NUMBER	MATERIAL	GROOVE DETAILS	TEETH	TYPE	SIZE MM	SIZE INCH
JOHN DEERE	R101160	STEEL	-	4	EXT LG	347.5x238x5	13.68x9.37x0.197
JOHN DEERE	R101165	STEEL	-	6	EXT LG	218x120x3	8.58x4.72x0.118
JOHN DEERE	R114215	STEEL	-	4	EXT LG	334x238x4	13.15x9.37x0.157
JOHN DEERE	R116894	STEEL	-	6	EXT LG	216x118x3	8.5x4.65x0.118
JOHN DEERE	R150895	STEEL	-	6	EXT LG	429.8x277.5x3	16.92x10.93x0.118
JOHN DEERE	R169442	STEEL	-	4	EXT LG	334x238x3.2	13.15x9.37x0.126
JOHN DEERE	R173444	STEEL	-	4	EXT LG	333.1x238.4x4	13.11x9.39x0.157
JOHN DEERE	R209938	STEEL	-	4	EXT LG	347.5x238x5	13.68x9.37x0.197
JOHN DEERE	R216291	STEEL	-	4	EXT LG	334x238x3.2	13.15x9.37x0.126
JOHN DEERE	R216292	STEEL	-	4	EXT LG	334x238x4	13.15x9.37x0.157
JOHN DEERE	R216293	STEEL	-	4	EXT LG	334x238x4	13.15x9.37x0.157
JOHN DEERE	R216294	STEEL	-	6	EXT LG	216x118x3	8.5x4.65x0.118
JOHN DEERE	R220471	STEEL	-	6	EXT LG	218x120x3	8.58x4.72x0.118
JOHN DEERE	R227405	BRONZE	SUNBURST	95	INT TH	295x240x3.1	11.61x9.45x0.122
JOHN DEERE	R271542	STEEL	-	4	EXT LG	184x134x2	7.24x5.28x0.079
JOHN DEERE	RE17162	PAPER	WAFFLE	95	INT TH	295x240x3.1	11.61x9.45x0.12
JOHN DEERE	RE17420	PAPER	WAFFLE	48	INT TH	305.5x149.5x3.6	12.03x5.89x0.142
JOHN DEERE	RE23000	BRONZE	SUNBURST	54	INT TH	177.8x112.6x2.9	7x4.43x0.115
JOHN DEERE	RE23461	PAPER	2 PASS	42	INT TH	196x130x3.3	7.72x5.12x0.13
JOHN DEERE	RE27995	BRONZE	SUNBURST	54	INT TH	177.8x112.6x2.9	7x4.43x0.115
JOHN DEERE	RE29816	PAPER	WAFFLE	45	INT TH	133.1x92.7x1.9	5.24x3.65x0.73
JOHN DEERE	RE33053	BRONZE	SUNBURST	95	INT TH	295x240x3.1	11.61x9.45x0.122
JOHN DEERE	RE34784	PAPER	WAFFLE	87	INT TH	292x218.5x3.2	11.5x8.6x0.126
JOHN DEERE	RE34786	PAPER	WAFFLE	54	INT TH	285x112.5x3.3	11.22x4.43x0.13
JOHN DEERE	RE34868	PAPER	2 PASS	51	INT TH	169x124x2.8	6.65x4.88x0.11
JOHN DEERE	RE35512	PAPER	WAFFLE	50	(60)IN TH	225x125x3.6	8.86x4.92x0.142
JOHN DEERE	RE36170	PAPER	WAFFLE	55	INT TH	109.9x86.1x1.8	4.33x3.39x0.071
JOHN DEERE	RE37011	PAPER	2 PASS	45	INT TH	133.1x92.7x1.6	5.24x3.65x0.063
JOHN DEERE	RE37119	KIT	-	-	-	-	-
JOHN DEERE	RE45938	BRONZE	WAFFLE	22	INT TH	71.7x44x1.6	2.82x1.73x0.063
JOHN DEERE	RE47082	PAPER	2 PASS	15	INT TH	334x57.6x7.7	13.15x2.27x0.303
JOHN DEERE	RE48092	PAPER	WAFFLE	95	INT TH	295x240x3.1	11.61x9.45x0.12
JOHN DEERE	RE51687	PAPER	WAFFLE	12	INT TH	335x60.7x7.7	13.19x2.39x0.303
JOHN DEERE	RE62897	PAPER	WAFFLE	104	INT TH	322.8x262.8x3.3	12.71x10.35x0.13
JOHN DEERE	RE64006	PAPER	2 PASS	15	INT TH	334x57.6x7.7	13.15x2.27x0.303
JOHN DEERE	RE65008	PAPER	WAFFLE	104	INT TH	381.7x262.7x3.4	15.03x10.34x0.132
JOHN DEERE	RE65197	PAPER	WAFFLE	15	INT TH	387.2x63.4x7.7	15.24x2.5x0.303
JOHN DEERE	RE70175	PAPER	2 PASS	15	INT TH	334x57.6x7.7	13.15x2.27x0.303
JOHN DEERE	RE151059	PAPER	WAFFLE	87	INT TH	292x218.5x5.2	11.5x8.6x0.205
JOHN DEERE	RE160072	PAPER	2 PASS	15	INT TH	334x57.6x7.7	13.15x2.27x0.303
JOHN DEERE	RE186965	PAPER	WAFFLE	15	INT TH	387.2x63.4x7.7	15.24x2.5x0.303

	BRAND	PART NUMBER	MATERIAL	GROOVE DETAILS	TEETH	TYPE	SIZE MM	SIZE INCH
<b>IT</b> 	JOHN DEERE	RE186966	PAPER	2 PASS	15	INT TH	334x57.6x7.7	13.15x2.27x0.303
	JOHN DEERE	RE227812	BRONZE	SUNBURST	45	INT TH	133.1x92.7x1.6	5.24x3.65x0.063
	JOHN DEERE	RE234259	PAPER	WAFFLE	104	INT TH	322.8x262.8x3.3	12.71x10.35x0.13
<b>OL</b> 	JOHN DEERE	RE234264	PAPER	WAFFLE	48	INT TH	305.5x149.5x3.6	12.03x5.89x0.142
	JOHN DEERE	RE234305	PAPER	WAFFLE	95	INT TH	295x240x3.1	11.61x9.45x0.12
	JOHN DEERE	RE234305	BRONZE	SUNBURST	95	INT TH	295x240x3.1	11.61x9.45x0.122
<b>OT</b> 	JOHN DEERE	RE234306	PAPER	WAFFLE	48	INT TH	305.5x149.5x3.6	12.03x5.89x0.142
	JOHN DEERE	RE234307	BRONZE	SUNBURST	54	INT TH	177.8x112.6x2.9	7x4.43x0.115
	JOHN DEERE	RE239058	PAPER	WAFFLE	54	INT TH	177.8x112.6x2.9	7x4.43x0.114
	JOHN DEERE	RE273492	PAPER	WAFFLE	54	INT TH	285x112.5x3.3	11.22x4.43x0.13
	JOHN DEERE	RE292441	CARBON PA	WAFFLE	15	INT TH	388x63.7x7.5	15.28x2.51x0.295
	JOHN DEERE	RE292445	PAPER	2 PASS	15	INT TH	334x57.6x7.7	13.15x2.27x0.303
	JOHN DEERE	RE293333	PAPER	WAFFLE	48	INT TH	279.5x149.6x3.6	11x5.89x0.142
	JOHN DEERE	T15801	BRONZE	WAFFLE	76	EXT TH	164.1x103.1x2.8	6.46x4.06x0.11
	JOHN DEERE	T28664	STEEL	-	10	EXT TH	142.7x99.1x2.3	5.62x3.9x0.09
	JOHN DEERE	T31732	STEEL	-	6	EXT LG	301.6x206.5x3.2	11.87x8.13x0.126
	JOHN DEERE	T41472	PAPER	RAD/WAG	38	INT TH	276.6x188.7x4.8	10.89x7.43x0.189
	JOHN DEERE	T44804	STEEL	-	40	INT TH	152.4x82.3x1.6	6x3.24x0.063
	JOHN DEERE	T44805	BRONZE	WAFFLE	76	EXT TH	164.1x103.1x2.8	6.46x4.06x0.11
	JOHN DEERE	T67544	BRONZE	SPR/WAG	60	INT TH	253.5x187.7x3.9	9.98x7.39x0.153
	JOHN DEERE	T82355	PAPER	RAD/WAG	38	INT TH	276.6x188.7x4.8	10.89x7.43x0.189
	JOHN DEERE	T100680	STEEL	-	54	EXT TH	139.2x98.6x1.8	5.48x3.88x0.07
	JOHN DEERE	T100681	STEEL	-	3	EXT LG	214.9x155.7x1.8	8.46x6.13x0.07
	JOHN DEERE	T101003	STEEL	END PLATE	54	EXT TH	139.2x98.2x8.7	5.48x3.87x0.343
	JOHN DEERE	T101004	STEEL	END PLATE	54	EXT TH	139.2x98.2x8.3	5.48x3.87x0.327
	JOHN DEERE	T101005	STEEL	SPRING	8	INT TH	134.7x73.6x1.8	5.3x2.9x0.071
	JOHN DEERE	T116387	BRONZE	SUNBURST	27	EXT TH	137.4x90.9x2	5.41x3.58x0.079
	JOHN DEERE	T116584	STEEL	-	29	INT TH	131.1x85.1x1.5	5.16x3.35x0.059
	JOHN DEERE	T116585	STEEL	-	29	INT TH	131.1x85.1x2.5	5.16x3.35x0.098
	JOHN DEERE	T116586	STEEL	-	29	INT TH	131.1x85.1x2	5.16x3.35x0.079
	JOHN DEERE	T116981	STEEL	-	35	INT TH	170.9x102.9x2	6.73x4.05x0.079
	JOHN DEERE	T122806	BRONZE	SUNBURST	35	EXT TH	177.5x109x2	6.99x4.29x0.079
	JOHN DEERE	T140926	STEEL	-	54	EXT TH	139.2x98.6x1.8	5.48x3.88x0.07
	JOHN DEERE	T144659	BRONZE	SUN-PLAIN	27	EXT TH	137.4x90.9x1.6	5.41x3.58x0.063
	JOHN DEERE	T158801	STEEL	-	30	EXT TH	130.9x86.8x1.8	5.15x3.42x0.071
	JOHN DEERE	T159409	STEEL	-	81	EXT TH	243.5x153x3	9.59x6.02x0.118
	JOHN DEERE	T161233	STEEL	-	81	EXT TH	243.5x153x4	9.59x6.02x0.157
	JOHN DEERE	T164626	PAPER	WAFFLE	40	INT TH	119.7x79x1.6	4.71x3.11x0.063
	JOHN DEERE	T173636	PAPER/PLAIN	RADIAL	44	EXT TH	158.8x111.5x1.9	6.25x4.39x0.075
	JOHN DEERE	T173637	CARBON PA	RADIAL	44	EXT TH	158.8x111.5x2.5	6.25x4.39x0.098
	JOHN DEERE	T173638	STEEL	-	42	INT TH	150.9x102.5x2.5	5.94x4.04x0.098

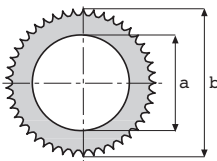
IT



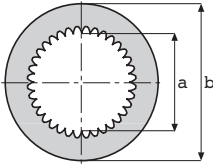
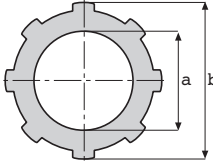
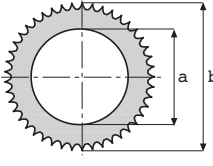

OL



OT

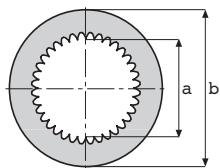


BRAND	PART NUMBER	MATERIAL	GROOVE DETAILS	TEETH	TYPE	SIZE MM	SIZE INCH
JOHN DEERE	T173640	CARBON PA	RADIAL	27	EXT TH	137x93.7x2.5	5.39x3.69x0.098
JOHN DEERE	T173641	PAPER/PLAIN	RADIAL	27	EXT TH	137x93.7x1.9	5.39x3.69x0.073
JOHN DEERE	T173642	STEEL	-	35	INT TH	129.6x84.8x2.5	5.1x3.34x0.098
JOHN DEERE	T173840	PAPER/PLAIN	RADIAL	34	EXT TH	177.4x111.5x1.9	6.98x4.39x0.075
JOHN DEERE	T173841	CARBON PA	RADIAL	34	EXT TH	177.4x111.5x2.5	6.98x4.39x0.098
JOHN DEERE	T173842	STEEL	-	42	INT TH	167.8x102.5x2.5	6.61x4.04x0.098
JOHN DEERE	T182783	STEEL	-	45	INT TH	170x132.7x2.5	6.69x5.22x0.098
JOHN DEERE	T182784	CARBON PA	RADIAL	35	EXT TH	176.5x142x2.5	6.95x5.51x0.096
JOHN DEERE	T182785	CARBON PA	RADIAL/PLAIN	35	EXT TH	176.5x142x1.9	6.95x5.51x0.073
JOHN DEERE	T196011	STEEL	-	45	INT TH	170x132.7x3.5	6.69x5.22x0.138
JOHN DEERE	T196012	STEEL	-	45	INT TH	170x132.7x3	6.69x5.22x0.118
JOHN DEERE	T197814	PAPER	4 PASS	42	INT TH	340x206x5.5	13.39x8.11x0.217
JOHN DEERE	T217757	STEEL	-	91	EXT TH	355x217x4.5	13.98x8.54x0.177
JOHN DEERE	T217758	STEEL	-	91	EXT TH	355x217x5	13.98x8.54x0.197
JOHN DEERE	T217760	STEEL	-	91	EXT TH	355x217x5.5	13.98x8.54x0.217
JOHN DEERE	T228727	STEEL	-	4	EXT LG	251x153.6x4	9.88x6.05x0.157
JOHN DEERE	T229406	STEEL	DISHED	30	EXT TH	119.8x75.3x1.8	4.72x2.96x0.071
KALMAR	920624.0002	BRONZE	RADIAL	52	INT TH	148.6x107.7x2.6	5.85x4.24x0.102
KALMAR	920821.0013	STEEL	-	64	EXT TH	205.5x145.3x1.7	8.09x5.72x0.067
KALMAR	920821.0014	BRONZE	SUNBURST	43	(44)IN TH	196.9x137.7x2.8	7.75x5.42x0.109
KALMAR	922369.0002	STEEL	-	54	EXT TH	139.2x98.6x1.8	5.48x3.88x0.07
KALMAR	922655.0053	CARBON PA	SUNBURST	57	INT TH	303.8x235.2x3.9	11.96x9.26x0.153
KALMAR	922745.0001	GRAPHITE	WAFFLE	60	INT TH	450x300x5.3	17.72x11.81x0.209
KALMAR	922745.0002	BRONZE	SUNBURST	87	EXT TH	263.7x206.4x3.6	10.38x8.13x0.142
KALMAR	922746.0001	STEEL	-	72	(90)EX TH	462x350x3.5	18.19x13.78x0.138
KALMAR	922746.0002	STEEL	-	60	EXT TH	154.2x113.8x1.8	6.07x4.48x0.07
KALMAR	923106.0381	BRONZE	RADIAL	52	INT TH	148.6x107.7x2.9	5.85x4.24x0.114
KALMAR	923109.0366	STEEL	-	71	EXT TH	182.6x117.9x1.8	7.19x4.64x0.069
KALMAR	923109.0381	BRONZE	RADIAL	52	INT TH	148.6x107.7x2.9	5.85x4.24x0.114
KALMAR	923349.0531	BRONZE	SPIRAL	6	EXT LG	122x72.2x1.5	4.8x2.84x0.059
KALMAR	923349.0532	STEEL	-	19	INT TH	107x62.5x1.5	4.21x2.46x0.059
KALMAR	923436.0789	STEEL	-	87	EXT TH	263.5x206x2.1	10.37x8.11x0.081
KALMAR	923436.0790	PAPER	3 PASS	62	INT TH	253.5x193.8x3.6	9.98x7.63x0.14
KALMAR	923436.0802	STEEL	-	45	INT TH	152.4x92.5x1.6	6x3.64x0.063
KALMAR	923468.0193	PAPER	WAFFLE	42	INT TH	340x206x5.5	13.39x8.11x0.217
KALMAR	923468.0194	STEEL	-	70	EXT TH	358x229x5	14.09x9.02x0.197
KALMAR	923468.0426	GRAPHITE	SUNBURST	52	INT TH	175.3x106.7x2.9	6.9x4.2x0.114
KALMAR	923468.0428	STEEL	-	60	EXT TH	154.2x113.8x1.8	6.07x4.48x0.07
KALMAR	923705.0116	BRONZE	WAFFLE	6	EXT LG	123.7x72x1.5	4.87x2.83x0.059
KALMAR	923705.0117	BRONZE	WAFFLE	24	(27) IN TH	88x53.2x1.6	3.46x2.09x0.063

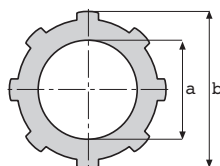
	BRAND	PART NUMBER	MATERIAL	GROOVE DETAILS	TEETH	TYPE	SIZE MM	SIZE INCH	
IT 	KALMAR	923705.0132	BRONZE	WAFFLE	6	EXT LG	123.7x72x1.5	4.87x2.83x0.059	
	KALMAR	923855.0246	PAPER	WAFFLE	42	INT TH	340x206x5.5	13.39x8.11x0.217	
	KALMAR	923855.0748	STEEL	-	96	EXT TH	488x310x4	19.21x12.2x0.157	
OL 	KALMAR	923855.1376	AFP	WAFFLE	60	INT TH	450x300x5.3	17.72x11.81x0.209	
	KALMAR	923855.1432	CARBON PA	WAFFLE	52	INT TH	193x107.5x2.6	7.6x4.23x0.102	
	KALMAR	923855.1433	STEEL	-	78	EXT TH	200x114x3	7.87x4.49x0.118	
	KALMAR	923855.1450	STEEL	-	45	INT TH	148.3x92.7x2.3	5.84x33.65x0.089	
	KALMAR	923855.1469	STEEL	-	78	EXT TH	200x114x2.3	7.87x4.49x0.089	
	KALMAR	923899.0004	PAPER	3 PASS	60	INT TH	466x284x5.6	18.35x11.18x0.22	
	KALMAR	923941.0537	STEEL	-	70	EXT TH	358x239x5	14.09x9.41x0.197	
	KALMAR	923944.1493	STEEL	-	45	INT TH	148.3x92.7x2.3	5.84x33.65x0.089	
	KALMAR	923944.1494	CARBON PA	WAFFLE	60	EXT TH	154x99x2.7	6.06x3.9x0.104	
	KALMAR	923944.1495	CARBON PA	WAFFLE/PLAIN	60	EXT TH	154x99x1.9	6.06x3.9x0.075	
OT 	KALMAR	923976.2815	CARBON PA	WAFFLE	52	INT TH	193x107.5x2.6	7.6x4.23x0.102	
	KALMAR	923976.2816	CARBON PA	WAFFLE	60	EXT TH	154x99x2.7	6.06x3.9x0.104	
	KALMAR	923976.2817	CARBON PA	WAFFLE/PLAIN	60	EXT TH	154x99x1.9	6.06x3.9x0.075	
	KALMAR	924015.0287	PAPER	WAFFLE	45	INT TH	340x221x4.1	13.39x8.7x0.161	
	KALMAR	924015.1203	BRONZE	WAFFLE	24	(27) IN TH	88x53.2x1.6	3.46x2.09x0.063	
	KALMAR	924015.1204	BRONZE	WAFFLE	6	EXT LG	123.7x72x1.5	4.87x2.83x0.059	
	KALMAR	801903488	STEEL	-	142	EXT TH	455x342x4	17.91x13.46x0.157	
	KALMAR	801903489	PAPER	4 PASS/WAG	104	INT TH	437.9x325.1x5	17.24x12.8x0.197	
	KALMAR	802308779	STEEL	-	72	(90)EX TH	462x350x5	18.19x13.78x0.197	
	KALMAR	N2219018H	PAPER	3 PASS	63	INT TH	435x252x6.7	17.13x9.92x0.262	
	KALMAR	N2220119H	STEEL	-	12	EXT LG	453x298x5	17.83x11.73x0.197	
		KAWASAKI	24690-0008C	STEEL	-	8	EXT LG	163.7x139x1.7	6.44x5.47x0.067
		KAWASAKI	24730-0008C	PAPER	2 PASS	43	INT TH	155x129.4x2	6.1x5.09x0.079
		KAWASAKI	37200-20020	STEEL	-	4	INT LG	283.2x168.5x6	11.15x6.63x0.236
		KAWASAKI	37212-20050	STEEL	-	52	(78)EX TH	404x255x4.9	15.91x10.04x0.193
KAWASAKI		37212-20080	STEEL	-	48	(78)EX TH	404x255x4.9	15.91x10.04x0.193	
KAWASAKI		37212-20110	STEEL	-	48	(78)EX TH	404x255x4.9	15.91x10.04x0.193	
KAWASAKI		37212-20140	STEEL	-	4	INT LG	304x168x8	11.97x6.61x0.315	
KAWASAKI		37212-20160	STEEL	-	52	(78)EX TH	404x255x4.9	15.91x10.04x0.193	
KAWASAKI		37212-20170	STEEL	-	48	(78)EX TH	404x255x4.9	15.91x10.04x0.193	
KAWASAKI		37212-20180	STEEL	-	48	(78)EX TH	404x255x4.9	15.91x10.04x0.193	
KAWASAKI		37212-20210	STEEL	-	36	(74)EX TH	496x275x5	19.53x10.83x0.197	
KAWASAKI		37212-20220	STEEL	-	38	(74)EX TH	496x275x5	19.53x10.83x0.197	
KAWASAKI		37212-20270	STEEL	-	85	EXT TH	181.4x112.8x1.7	7.14x4.44x0.066	
KAWASAKI		37212-20280	STEEL	-	85	EXT TH	181.4x112.8x2.3	7.14x4.44x0.09	
KAWASAKI		37212-20290	STEEL	-	6	EXT LG	295x225x2.7	11.61x8.86x0.106	
KAWASAKI	37212-20320	STEEL	-	12	EXT LG	165.6x100.1x2	6.52x3.94x0.079		



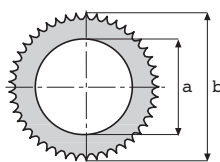
IT



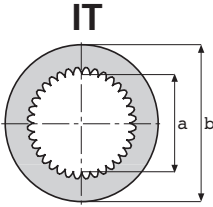
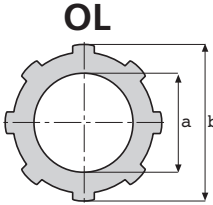
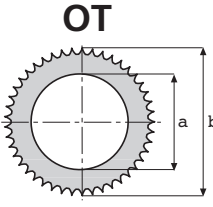



OL



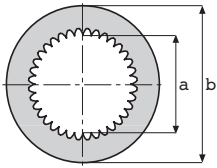
OT



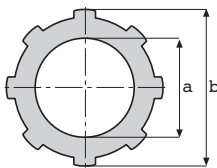
BRAND	PART NUMBER	MATERIAL	GROOVE DETAILS	TEETH	TYPE	SIZE MM	SIZE INCH
KAWASAKI	37212-20340	STEEL	-	95	EXT TH	202x133x2.5	7.95x5.24x0.098
KAWASAKI	37212-20360	STEEL	-	85	EXT TH	181.5x116x1.8	7.15x4.57x0.071
KAWASAKI	37212-60030	STEEL	-	12	EXT LG	221.5x135x2.3	8.72x5.31x0.091
KAWASAKI	37212-60040	STEEL	-	47	EXT TH	146x90x1.8	5.75x3.54x0.071
KAWASAKI	37212-60130	STEEL	-	43	EXT TH	219x144.9x2.3	8.62x5.7x0.091
KAWASAKI	37212-60150	STEEL	-	64	EXT TH	164.3x107x2	6.47x4.21x0.079
KAWASAKI	37212-60160	STEEL	-	70	EXT TH	180x120x2	7.09x4.72x0.079
KAWASAKI	37213-20020	PAPER	2 PASS	16	INT TH	298x56x9.3	11.73x2.2x0.364
KAWASAKI	37213-20160	PAPER	2 PASS	24	INT TH	374.6x109.6x7	14.75x4.31x0.276
KAWASAKI	37213-20170	PAPER	2 PASS	32	INT TH	400x150x7	15.75x5.91x0.275
KAWASAKI	37213-20171	PAPER	2 PASS	32	INT TH	400x150x7	15.75x5.91x0.275
KAWASAKI	37213-20180	PAPER	2 PASS	32	INT TH	429.3x150x7	16.9x5.91x0.275
KAWASAKI	37213-20190	PAPER	2 PASS	24	INT TH	375x110x7.4	14.76x4.33x0.291
KAWASAKI	37213-20300	PAPER	2 PASS	34	INT TH	167.6x104.6x1.8	6.6x4.12x0.07
KAWASAKI	37213-20330	BRONZE	SUNBURST	50	INT TH	209.5x120.4x3.2	8.25x4.74x0.125
KAWASAKI	37213-20340	BRONZE	SUNBURST	56	INT TH	238.1x162.3x4	9.37x6.39x0.157
KAWASAKI	37213-20370	BRONZE	SUNBURST	37	INT TH	155.7x87.9x2.6	6.13x3.46x0.102
KAWASAKI	37213-20390	GRAPHITE	SPR/RAD	56	INT TH	252x162x4	9.92x6.38x0.157
KAWASAKI	37213-20410	BRONZE	SUNBURST	68	INT TH	270x212x3.9	10.63x8.35x0.154
KAWASAKI	37213-20420	BRONZE	SUNBURST	54	INT TH	209x130.3x3.3	8.23x5.13x0.128
KAWASAKI	37213-20600	PAPER	WAFFLE	38	INT TH	158x95.2x2.7	6.22x3.75x0.106
KAWASAKI	37213-60020	PAPER	2 PASS	24	INT TH	375x110x7.2	14.76x4.33x0.283
KAWASAKI	37213-60090	PAPER	2 PASS	16	INT TH	278x54x8.7	10.94x2.13x0.343
KAWASAKI	37213-60130	PAPER	WAFFLE	34	INT TH	167.6x105x2	6.6x4.13x0.08
KAWASAKI	37213-60140	PAPER	WAFFLE	40	INT TH	191.9x124.1x3.3	7.55x4.88x0.129
KAWASAKI	37213-60150	PAPER	WAFFLE	40	INT TH	191.9x124.1x3.3	7.55x4.88x0.129
KAWASAKI	37213-60160	PAPER	WAFFLE	30	INT TH	131x79.2x2.6	5.16x3.12x0.102
KAWASAKI	37213-60260	PAPER	2 PASS	16	INT TH	278x54x8.7	10.94x2.13x0.343
KAWASAKI	37213-60280	PAPER	2 PASS	24	INT TH	375x110x7.4	14.76x4.33x0.291
KAWASAKI	37213-60340	BRONZE	SUNBURST	95	INT TH	359.7x279.4x4	14.16x11x0.157
KAWASAKI	37213-60360	PAPER	WAFFLE	38	INT TH	158x95.2x2.7	6.22x3.75x0.106
KAWASAKI	37213-60370	PAPER	2 PASS	44	INT TH	173x110x3	6.81x4.33x0.118
KAWASAKI	37213-60380	PAPER	WAFFLE	38	INT TH	158x95.2x2.7	6.22x3.75x0.106
KAWASAKI	37213-60390	PAPER	WAFFLE	38	INT TH	158x95.2x2.7	6.22x3.75x0.106
KAWASAKI	37213-60400	PAPER	2 PASS	38	INT TH	133.6x77x2.8	5.26x3.03x0.11
KAWASAKI	37213-60410	PAPER	2 PASS	38	INT TH	133.6x77x2.8	5.26x3.03x0.11
KAWASAKI	37213-60450	PAPER	2 PASS	44	INT TH	173x110x3	6.81x4.33x0.118
KAWASAKI	37213-60460	PAPER	WAFFLE	38	INT TH	158x95.2x2.7	6.22x3.75x0.106
KAWASAKI	37213-60540	PAPER	2 PASS	32	INT TH	400x150x7	15.75x5.91x0.275
KAWASAKI	37213-60590	PAPER	2 PASS	16	INT TH	298x56x9.3	11.73x2.2x0.364
KAWASAKI	37213-60630	PAPER	2 PASS	24	INT TH	375x110x7.2	14.76x4.33x0.283

	BRAND	PART NUMBER	MATERIAL	GROOVE DETAILS	TEETH	TYPE	SIZE MM	SIZE INCH
     	KAWASAKI	41621-20640	STEEL	-	4	INT LG	304x168x8	11.97x6.61x0.315
	KAWASAKI	52101-01440	PAPER	2 PASS	34	INT TH	167.6x104.6x1.8	6.6x4.12x0.07
	KAWASAKI	52101-01450	STEEL	-	85	EXT TH	181.4x112.8x2.3	7.14x4.44x0.09
	KAWASAKI	52101-02290	PAPER	2 PASS	24	INT TH	375x110x7.2	14.76x4.33x0.283
	KAWASAKI	52101-07280	STEEL	-	85	EXT TH	181.4x112.8x2.3	7.14x4.44x0.09
	KAWASAKI	52201-00140	STEEL	-	85	EXT TH	181.5x116x1.8	7.15x4.57x0.071
	KAWASAKI	52201-04720	PAPER	WAFFLE	34	INT TH	167.6x105x2	6.6x4.13x0.08
	KAWASAKI	52201-06390	PAPER	WAFFLE	40	INT TH	191.9x124.1x3.3	7.55x4.88x0.129
	KAWASAKI	52201-06400	STEEL	-	95	EXT TH	202x133x2.5	7.95x5.24x0.098
	KAWASAKI	52201-09150	PAPER	WAFFLE	40	INT TH	191.9x124.1x3.3	7.55x4.88x0.129
	KAWASAKI	52301-00540	PAPER	WAFFLE	38	INT TH	158x95.2x2.7	6.22x3.75x0.106
	KAWASAKI	52301-00550	STEEL	-	64	EXT TH	164.3x107x2	6.47x4.21x0.079
	KAWASAKI	52301-04030	STEEL	-	70	EXT TH	180x120x2	7.09x4.72x0.079
	KAWASAKI	602894-104	STEEL	-	8	EXT LG	134.4x81x1.6	5.29x3.19x0.063
	KAWASAKI	YS 0610 010 900	GRAPHITE	SPR/RAD	56	INT TH	252x162x4	9.92x6.38x0.157
	KAWASAKI	YS 584 020 262	STEEL	-	6	EXT LG	295x225x2.7	11.61x8.86x0.106
	KAWASAKI	YS 584 990 840	BRONZE	SUNBURST	68	INT TH	270x212x3.9	10.63x8.35x0.154
	KAWASAKI	YS 608 040 961	BRONZE	SUNBURST	77	INT TH	300x239x4	11.81x9.41x0.157
	KAWASAKI	YK 1158 310 300	STEEL	-	12	EXT LG	165.6x100.1x2	6.52x3.94x0.079
	KAWASAKI	1168 300 900	PAPER	2 PASS	43	INT TH	173.8x103x2.5	6.84x4.06x0.098
	KAWASAKI	YS 1188 300 400	BRONZE	SUNBURST	50	INT TH	209.5x120.4x3.2	8.25x4.74x0.125
	KAWASAKI	1188 300 510	BRONZE	SUNBURST	50	INT TH	209.5x120.4x3.2	8.25x4.74x0.125
	KAWASAKI	1188 300 800	BRONZE	SUNBURST	50	INT TH	209.5x120.4x3.2	8.25x4.74x0.125
	KAWASAKI	1188 310 200	STEEL	-	12	EXT LG	221.5x135x2.3	8.72x5.31x0.091
	KAWASAKI	YK 1188 310 400	STEEL	-	12	EXT LG	221.5x135x2.3	8.72x5.31x0.091
	KAWASAKI	YK 1188 310 510	BRONZE	SUNBURST	54	INT TH	209x130.3x3.3	8.23x5.13x0.128
	KAWASAKI	YK 1208 300 400	BRONZE	SUNBURST	56	INT TH	238.1x162.3x4	9.37x6.39x0.157
	KAWASAKI	1208 300 510	BRONZE	SUNBURST	56	INT TH	238.1x162.3x4	9.37x6.39x0.157
	KAWASAKI	YK 1208 310 200	STEEL	-	12	EXT LG	247x179x2.3	9.72x7.05x0.091
	KOMATSU	100-22-15101	ORGANIC	-	76	EXT TH	231.5x160x6	9.11x6.3x0.236
	KOMATSU	100-22-15102	ORGANIC	-	76	EXT TH	231.5x160x6	9.11x6.3x0.236
	KOMATSU	101-11-11100	ORGANIC	WAFFLE	16	INT TH	260x26.8x6	10.24x1.06x0.236
	KOMATSU	101-11-11200	ORGANIC	WAFFLE	16	INT TH	260x26.8x6	10.24x1.06x0.236
KOMATSU	103-15-32711	PAPER	2 PASS	37	INT TH	180x138.5x3	7.09x5.45x0.118	
KOMATSU	103-22-31310	ORGANIC	-	66	EXT TH	202x147x6	7.95x5.79x0.236	
KOMATSU	104-22-33321	ORGANIC	-	66	EXT TH	202x147x6	7.95x5.79x0.236	
KOMATSU	10E-22-21320	STEEL	-	46	INT TH	190x132x2	7.48x5.2x0.079	
KOMATSU	110-22-11320	STEEL	-	63	INT TH	278.6x183x2.3	10.87x7.2x0.091	
KOMATSU	110-22-11332	ORGANIC	-	95	EXT TH	290.2x200x6	11.43x7.87x0.236	
KOMATSU	110-22-11333	ORGANIC	-	95	EXT TH	290.2x200x6	11.43x7.87x0.236	

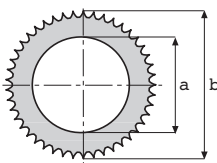
IT



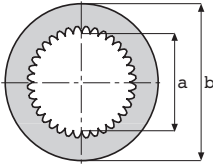
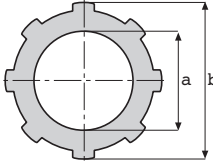
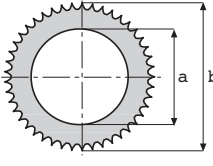

OL



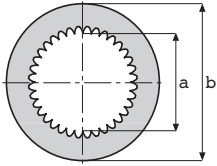
OT



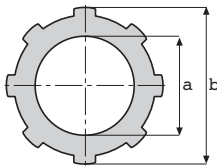
BRAND	PART NUMBER	MATERIAL	GROOVE DETAILS	TEETH	TYPE	SIZE MM	SIZE INCH
KOMATSU	111-11-12120	STEEL	-	111	EXT TH	335.8x235x7.9	13.22x9.25x0.311
KOMATSU	113-15-22710	PAPER	2 PASS	56	INT TH	215x169x3	8.46x6.65x0.118
KOMATSU	113-15-22711	PAPER	2 PASS	56	INT TH	215x169x3	8.46x6.65x0.118
KOMATSU	113-15-22720	STEEL	-	5	EXT LG	263x178.5x3.2	10.35x7.03x0.126
KOMATSU	113-15-22730	STEEL	-	5	EXT LG	263x178.5x3.2	10.35x7.03x0.126
KOMATSU	113-15-22740	PAPER	2 PASS	37	INT TH	180x138.5x3	7.09x5.45x0.118
KOMATSU	113-15-22741	PAPER	2 PASS	37	INT TH	180x138.5x3	7.09x5.45x0.118
KOMATSU	113-15-22750	STEEL	-	5	EXT LG	220x148x3.2	8.66x5.83x0.126
KOMATSU	113-15-42711	PAPER	2 PASS	56	INT TH	215x169x3	8.46x6.65x0.118
KOMATSU	120-22-31210	STEEL	-	73	INT TH	286.8x215.2x6.8	11.29x8.47x0.268
KOMATSU	120-22-31211	STEEL	-	73	INT TH	286.8x215.2x6.8	11.29x8.47x0.268
KOMATSU	120-22-31221	STEEL	-	73	INT TH	287x214.5x2.6	11.3x8.44x0.102
KOMATSU	120-22-31231	PAPER	2 PASS	99	EXT TH	301.5x230x4.2	11.87x9.06x0.165
KOMATSU	120-22-31232	PAPER	2 PASS	99	EXT TH	301.5x230x4.2	11.87x9.06x0.165
KOMATSU	120-22-31233	PAPER	2 PASS	99	EXT TH	301.5x230x4.2	11.87x9.06x0.165
KOMATSU	124-15-42720	STEEL	-	5	EXT LG	338.5x234.5x5	13.33x9.23x0.197
KOMATSU	124-15-52710	CARBON	WAFFLE	56	INT TH	215x169x3.1	8.46x6.65x0.12
KOMATSU	125-15-32710	PAPER	2 PASS	100	INT TH	250x197x3	9.84x7.76x0.118
KOMATSU	125-15-32730	STEEL	-	5	EXT LG	300x210x3.2	11.81x8.27x0.126
KOMATSU	125-15-32750	STEEL	-	5	EXT LG	252x179x3.2	9.92x7.05x0.126
KOMATSU	125-21-23120	BRONZE	SPRWAG	120	EXT TH	365x290x4.1	14.37x11.42x0.161
KOMATSU	125-21-23121	BRONZE	SPRWAG	120	EXT TH	365x290x4.1	14.37x11.42x0.161
KOMATSU	12F-10-11240	BRONZE	SPRWAG	64	INT TH	321x188x7	12.64x7.4x0.275
KOMATSU	12F-10-11241	BRONZE	SPRWAG	64	INT TH	321x188x7	12.64x7.4x0.275
KOMATSU	130-22-11320	STEEL	-	81	INT TH	350x237x2.6	13.78x9.33x0.102
KOMATSU	131-10-11110	BZ/RIVETTED	SPRWAG	87	INT TH	375x257x7	14.76x10.94x0.275
KOMATSU	131-10-11120	STEEL	-	108	(131)EX TH	395.7x275x6.6	15.58x10.83x0.26
KOMATSU	131-10-41610	BZ/RIVETTED	SPRWAG	87	INT TH	375x257x7	14.76x10.94x0.275
KOMATSU	131-10-61140	BRONZE	SPRWAG	87	INT TH	375x257x7	14.76x10.94x0.275
KOMATSU	131-21-43210	ORGANIC	-	120	EXT TH	366x254x8.6	14.41x10x0.338
KOMATSU	131-21-43213	ORGANIC	-	120	EXT TH	366x254x8.6	14.41x10x0.338
KOMATSU	131-21-43220	BRONZE	SPRWAG	120	EXT TH	366x260x4.1	14.41x10.24x0.161
KOMATSU	131-21-43440	STEEL	-	77	INT TH	324x225x3.5	12.76x8.86x0.138
KOMATSU	134-15-12720	STEEL	-	5	EXT LG	405.7x278.3x5	15.97x10.96x0.197
KOMATSU	135-15-22712	BRONZE	SPRWAG	90	INT TH	335x264x5	13.19x10.39x0.197
KOMATSU	135-15-22713	BRONZE	SPRWAG	90	INT TH	335x264x5	13.19x10.39x0.197
KOMATSU	141-22-11240	STEEL	-	88	INT TH	372x258x2.6	14.65x10.16x0.1
KOMATSU	144-10-12150	BRONZE	SPRWAG	87	INT TH	375x257x7	14.76x10.94x0.275
KOMATSU	145-21-13120	BRONZE	SPRWAG	111	EXT TH	337x240x4.2	13.27x9.45x0.165
KOMATSU	145-21-13121	BRONZE	SPRWAG	111	EXT TH	337x240x4.2	13.27x9.45x0.165
KOMATSU	145-21-13130	STEEL	-	63	INT TH	323.7x225.2x2.3	12.74x8.87x0.091

	BRAND	PART NUMBER	MATERIAL	GROOVE DETAILS	TEETH	TYPE	SIZE MM	SIZE INCH
<b>IT</b> 	KOMATSU	145-21-13132	STEEL	-	63	INT TH	323.7x225.2x2.3	12.74x8.87x0.091
	KOMATSU	14X-15-22710	CARBON	WAFFLE	75	INT TH	280x221.2x3.4	11.02x8.71x0.134
	KOMATSU	14X-15-22780	STEEL	-	5	EXT LG	337.2x234.2x3.2	13.28x9.22x0.128
<b>OL</b> 	KOMATSU	14X-22-12150	PAPER	2 PASS	84	INT TH	330x247.5x4.7	12.99x9.74x0.185
	KOMATSU	14X-22-12160	STEEL	-	115	EXT TH	349.1x261.7x2.6	13.74x10.3x0.102
	KOMATSU	14X-22-22150	PAPER	2 PASS	73	INT TH	285.3x214.5x4.7	11.23x8.44x0.185
	KOMATSU	14X-960-3170	PAPER	2 PASS	75	INT TH	280x220.5x4.7	11.02x8.68x0.185
	KOMATSU	14X-960-3171	PAPER	2 PASS	75	INT TH	280x220.5x4.7	11.02x8.68x0.185
	KOMATSU	14Y-22-23150	STEEL	-	109	EXT TH	331.4x230.4x5	13.05x9.07x0.197
<b>OT</b> 	KOMATSU	154-15-12713	BRONZE	SPR/WAG	97	(105)IN TH	400.8x309.6x5.3	15.78x12.19x0.21
	KOMATSU	154-15-12714	BRONZE	SPR/WAG	97	(105)IN TH	400.8x309.6x5.3	15.78x12.19x0.21
	KOMATSU	154-15-12715	BRONZE	SPR/WAG	97	(105)IN TH	400.8x309.6x5.3	15.78x12.19x0.21
	KOMATSU	154-15-12716	BRONZE	SPR/WAG	97	(105)IN TH	400.8x309.6x5.3	15.78x12.19x0.21
	KOMATSU	154-22-11230	BRONZE	SPR/WAG	128	EXT TH	389.7x298.5x4.7	15.34x11.75x0.185
	KOMATSU	175-15-12713	BRONZE	SPR/WAG	114	(126)INT TH	475x372.6x5.4	18.7x14.67x0.213
	KOMATSU	175-15-12714	BRONZE	SPR/WAG	114	(126)INT TH	475x372.6x5.4	18.7x14.67x0.213
	KOMATSU	175-15-12715	BRONZE	SPR/WAG	114	(126)INT TH	475x372.6x5.4	18.7x14.67x0.213
	KOMATSU	175-15-12716	BRONZE	SPR/WAG	114	(126)INT TH	475x372.6x5.4	18.7x14.67x0.213
	KOMATSU	175-15-42721	STEEL	-	6	EXT TH	544x386.5x7	21.42x15.22x0.275
	KOMATSU	175-22-11140	BRONZE	SPR/WAG	128	EXT TH	390x276.4x4.7	15.35x10.88x0.185
	KOMATSU	175-22-21150	BRONZE	SPR/WAG	128	EXT TH	389.7x298.5x4.7	15.34x11.75x0.185
	KOMATSU	175-22-21160	STEEL	-	95	INT TH	372.1x279x2.9	14.65x10.98x0.144
	KOMATSU	17A-15-42740	STEEL	-	6	EXT LG	466.5x323x3.2	18.37x12.72x0.126
	KOMATSU	17A-22-11170	BRONZE	SPR/WAG	106	INT TH	403x314x4.5	15.87x12.36x0.177
	KOMATSU	17A-22-12120	STEEL	-	140	EXT TH	424.1x327.7x3	16.7x12.9x0.118
	KOMATSU	17M-22-13281	STEEL	-	6	EXT LG	466.7x323.6x3	18.37x12.74x0.118
	KOMATSU	17M-22-13291	PAPER	2 PASS	106	INT TH	400x313.5x4.5	15.75x11.95x0.177
	KOMATSU	17M-22-23290	PAPER	2 PASS	106	INT TH	400x313.5x4.5	15.75x11.95x0.177
	KOMATSU	17M-22-23310	PAPER	2 PASS	106	INT TH	400x313.5x4.5	15.75x11.95x0.177
	KOMATSU	17M-22-23320	BRONZE	SPR/WAG	106	INT TH	403x314x4.5	15.87x12.36x0.177
	KOMATSU	195-15-12713	BRONZE	SPR/WAG	128	(146)INT TH	530.4x434.1x5.2	20.88x17.09x0.205
	KOMATSU	195-15-12714	BRONZE	SPR/WAG	128	(146)INT TH	530.4x434.1x5.2	20.88x17.09x0.205
	KOMATSU	195-15-12715	BRONZE	SPR/WAG	128	(146)INT TH	530.2x434.1x5.2	20.88x17.09x0.205
	KOMATSU	195-15-12716	BRONZE	SPR/WAG	128	(146)INT TH	530.2x434.1x5.2	20.88x17.09x0.205
	KOMATSU	195-15-12721	STEEL	-	6	EXT TH	610.1x446.5x5.8	24.02x17.58x0.23
	KOMATSU	195-15-32710	BRONZE	SPR/WAG	97	(105)IN TH	400.8x309.6x5.3	15.78x12.19x0.21
	KOMATSU	195-15-42711	CARBON PA	SPR/RAD	126	INT TH	425x373x5.4	16.73x14.69x0.213
	KOMATSU	195-15-42721	BRONZE	SPR/WAG	126	INT TH	476x374x4.9	18.74x14.72x0.191
	KOMATSU	195-15-42780	STEEL	-	6	EXT LG	543.9x385.9x4.3	21.41x15.19x0.169
	KOMATSU	195-15-42790	STEEL	-	6	EXT LG	543.1x386x4.3	21.38x15.2x0.169
	KOMATSU	195-15-42850	STEEL	-	117	EXT TH	355x279.7x4	13.98x11.01x0.157

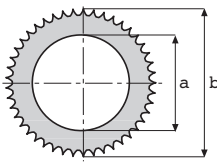
IT



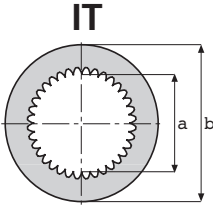
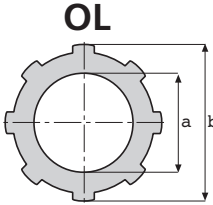
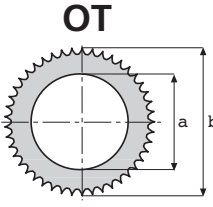



OL



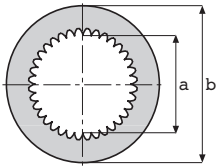
OT



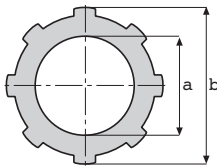
BRAND	PART NUMBER	MATERIAL	GROOVE DETAILS	TEETH	TYPE	SIZE MM	SIZE INCH
KOMATSU	195-22-11211	BRONZE	SPRWAG	150	EXT TH	454.1x347.9x4.7	17.88x13.7x0.185
KOMATSU	195-22-11221	STEEL	-	114	INT TH	436.4x338.4x2.9	17.18x13.32x0.114
KOMATSU	195-22-13341	BRONZE	SPRWAG	112	INT TH	425x334.7x4.7	16.73x13.18x0.185
KOMATSU	195-22-13350	PAPER	2 PASS	112	INT TH	425x334.5x4.7	16.73x13.17x0.185
KOMATSU	195-22-13351	PAPER	2 PASS	112	INT TH	425x334.5x4.7	16.73x13.17x0.185
KOMATSU	195-22-13370	STEEL	-	6	EXT LG	495.7x348.5x3	19.52x13.72x0.118
KOMATSU	195-22-13441	PAPER	2 PASS	112	INT TH	425x334.5x4.7	16.73x13.17x0.185
KOMATSU	195-22-73340	BRONZE	SPRWAG	112	INT TH	425x334.7x4.7	16.73x13.18x0.185
KOMATSU	198-15-22810	BRONZE	SPRWAG	112	INT TH	425x330x5.4	16.73x12.99x0.213
KOMATSU	198-22-23370	PAPER	2 PASS	146	INT TH	529.7x434.2x5	20.85x17.09x0.197
KOMATSU	198-22-23371	PAPER	2 PASS	146	INT TH	529.7x434.2x5	20.85x17.09x0.197
KOMATSU	198-22-23380	STEEL	-	6	EXT LG	606.4x446.5x4.2	23.87x17.58x0.165
KOMATSU	19M-15-12721	BRONZE	SPRWAG	114	(126)INT TH	475x372.6x5.4	18.7x14.66x0.213
KOMATSU	20E-22-K1304	GRAPHITE	SUNBURST	27	INT TH	303.8x66.1x10	11.96x2.6x0.393
KOMATSU	232-25-51410	PAPER	2 PASS	105	INT TH	399.3x309.4x3.8	15.72x12.18x0.15
KOMATSU	232-25-51430	STEEL	-	138	EXT TH	419.6x324.4x2.4	16.52x12.77x0.095
KOMATSU	232-25-51520	STEEL	-	138	EXT TH	419.6x324.4x2.4	16.52x12.77x0.095
KOMATSU	234-25-31350	PAPER	2 PASS	105	INT TH	399.3x309.4x3.8	15.72x12.18x0.15
KOMATSU	235-25-11360	PAPER	2 PASS	105	INT TH	399.3x309.4x3.8	15.72x12.18x0.15
KOMATSU	235-25-51430	STEEL	-	138	EXT TH	419.6x324.4x2.4	16.52x12.77x0.095
KOMATSU	238-15-12710	BRONZE	SPRWAG	100	INT TH	250x197x3	9.84x7.76x0.118
KOMATSU	238-15-12760	STEEL	-	5	EXT LG	300.8x210x3.2	11.84x8.27x0.126
KOMATSU	238-15-12780	STEEL	-	132	EXT TH	266.6x208x3.2	10.5x8.19x0.126
KOMATSU	238-15-12810	STEEL	-	5	EXT LG	300x210x3.2	11.81x8.27x0.126
KOMATSU	23A-22-11780	PAPER	2 PASS	26	INT TH	210x102x3.8	8.27x4.02x0.15
KOMATSU	23C-25-51331	PAPER	2 PASS	105	INT TH	399.3x309.4x3.8	15.72x12.18x0.15
KOMATSU	235-15-12720	BRONZE	SPRWAG	100	INT TH	250x197x3	9.84x7.76x0.118
KOMATSU	235-15-12730	GRAPHITE	SPR/RAD	75	INT TH	280x221x5	11.02x8.7x0.197
KOMATSU	235-15-12740	GRAPHITE	SPR/RAD	100	INT TH	250x197x3	9.84x7.76x0.118
KOMATSU	235-15-12810	STEEL	-	5	EXT LG	300x210x3.2	11.81x8.27x0.126
KOMATSU	235-15-42720	PAPER	2 PASS	100	INT TH	250x197x3	9.84x7.76x0.118
KOMATSU	235-15-42730	PAPER	2 PASS	56	INT TH	215x169x3	8.46x6.65x0.118
KOMATSU	281-15-12720	STEEL	-	138	EXT TH	419.9x324.9x5	16.53x12.79x0.196
KOMATSU	281-15-12721	STEEL	-	138	EXT TH	419.9x324.9x5	16.53x12.79x0.196
KOMATSU	287-15-12990	STEEL	-	117	EXT TH	354.8x280x5	13.97x11.02x0.197
KOMATSU	308-15-21525	STEEL	-	12	EXT SL	174.5x85.6x1.8	6.87x3.37x0.071
KOMATSU	310-15-24310	STEEL	-	12	EXT SL	174.5x85.6x1.8	6.87x3.37x0.071
KOMATSU	310-15-24330	BRONZE	SPRWAG	32	INT TH	146x78.6x1.6	5.75x3.09x0.063
KOMATSU	312-15-11280	STEEL	-	8	EXT LG	190x128.5x1.9	7.48x5.06x0.075
KOMATSU	324-15-12650	STEEL	-	8	EXT LG	131.6x77.2x1	5.18x3.04x0.039
KOMATSU	324-15-12660	PAPER	2 PASS	41	INT TH	125x68.6x2.6	4.92x2.7x0.102

	BRAND	PART NUMBER	MATERIAL	GROOVE DETAILS	TEETH	TYPE	SIZE MM	SIZE INCH
     	KOMATSU	324-15-12660	BRONZE	SUNBURST	41	INT TH	125x68.6x2.6	4.92x2.7x0.102
	KOMATSU	34B-15-11340	BRONZE	SUNBURST	41	INT TH	125x68.6x3	4.92x2.7x0.118
	KOMATSU	34C-15-11350	BRONZE	SUNBURST	47	INT TH	152.5x90.5x3	6x3.56x0.118
	KOMATSU	34C-15-11360	STEEL	-	8	EXT LG	162x100x1.6	6.38x3.94x0.063
	KOMATSU	362-15-12720	STEEL	-	5	EXT LG	228x148x3.2	8.98x5.83x0.126
	KOMATSU	362-15-12730	STEEL	-	5	EXT LG	228x148x3.2	8.98x5.83x0.126
	KOMATSU	363-15-22750	STEEL	-	51	EXT TH	131.5x80x1.8	5.18x3.15x0.071
	KOMATSU	380-125504H1	BRONZE	SPR/WAG	32	INT TH	146x78.6x1.6	5.75x3.09x0.063
	KOMATSU	380-125505H1	STEEL	-	12	EXT SL	174.6x85.7x1.8	6.87x3.37x0.071
	KOMATSU	380-129529-1	STEEL	-	12	EXT SL	174.5x85.6x1.8	6.87x3.37x0.071
	KOMATSU	380-176345-2	BRONZE	SUNBURST	29	INT TH	168.1x119.1x2.5	6.62x4.69x0.1
	KOMATSU	380-215737-1	STEEL	-	12	EXT SL	174.5x112.8x1.8	6.87x4.44x0.071
	KOMATSU	380-219179-1	BRONZE	SPR/WAG	34	INT TH	146.1x104.9x1.7	5.75x4.13x0.066
	KOMATSU	380-220025H1	STEEL	-	12	EXT SL	174.6x112.8x1.8	6.87x4.44x0.071
	KOMATSU	381-114622-1	RED PAPER	2 PASS	15	INT TH	259.1x51.1x7.6	10.2x2.01x0.3
	KOMATSU	381-114622-1	YELLOW PA	2 PASS	15	INT TH	259.1x51.1x7.6	10.2x2.01x0.3
	KOMATSU	381-619200-1	BRONZE	SUNBURST	39	INT TH	228.9x162x2.9	9.01x6.38x0.112
	KOMATSU	381-893515-1	STEEL	-	12	EXT SL	174.6x112.8x1.8	6.87x4.44x0.071
	KOMATSU	381-922539-1	STEEL	-	85	EXT TH	181.6x85.6x1.7	7.15x3.37x0.066
	KOMATSU	381-922540-1	STEEL	END PLATE	85	EXT TH	181.4x85.6x4.8	7.14x3.37x0.189
	KOMATSU	381-922541-1	PAPER	2 PASS	32	INT TH	167.6x78.7x1.8	6.6x3.1x0.07
	KOMATSU	381-922549-1	STEEL	-	85	EXT TH	181.4x112.8x1.7	7.14x4.44x0.066
	KOMATSU	381-922551-1	PAPER	2 PASS	34	INT TH	167.6x104.6x1.8	6.6x4.12x0.07
	KOMATSU	381-922913-1	STEEL	-		SPRING	179.8x173.5x0.4	7.08x6.83x0.016
	KOMATSU	381-924109-1	STEEL	RUBBER PINS	8	EXT LG	244x173x3.2	9.61x6.81x0.126
	KOMATSU	381-970697-2	STEEL	-	12	EXT SL	174.5x112.8x1.8	6.87x4.44x0.071
	KOMATSU	381-984439-1	STEEL	-	3	INT LG	259x185.7x6.7	10.19x7.31x0.262
	KOMATSU	382-327174-1	STEEL	-	8	EXT LG	180.1x129.5x2.1	7.09x5.1x0.083
	KOMATSU	382-399734-1	RED PAPER	2 PASS	15	INT TH	259x51x7.6	10.2x2.01x0.3
	KOMATSU	382-399734-1	YELLOW PA	2 PASS	15	INT TH	259.1x51.1x7.6	10.2x2.01x0.3
	KOMATSU	385-10235131	STEEL	END PLATE	85	EXT TH	181.4x85.6x5.5	7.14x3.37x0.217
	KOMATSU	385-10272561-4	RED PAPER	2 PASS	15	INT TH	259.1x51.1x7.6	10.2x2.01x0.3
	KOMATSU	385-10272561-4	YELLOW PA	2 PASS	15	INT TH	259.1x51.1x7.6	10.2x2.01x0.3
KOMATSU	385-11121301	PAPER	2 PASS	34	INT TH	228.5x140.7x3	9x5.53x0.118	
KOMATSU	385-11132371	PAPER	WAFFLE	34	INT TH	201.1x104.9x2.6	7.92x4.13x0.102	
KOMATSU	385-11132451	STEEL	-	85	EXT TH	217.4x112.8x1.9	8.56x4.44x0.075	
KOMATSU	3EA-15-11170	PAPER	WAFFLE	41	INT TH	125x68.6x2.9	4.92x2.7x0.114	
KOMATSU	3EA-15-11171	PAPER	WAFFLE	41	INT TH	125x68.6x2.9	4.92x2.7x0.114	
KOMATSU	3EA-15-11172	PAPER	WAFFLE	41	INT TH	125x68.6x2.9	4.92x2.7x0.114	
KOMATSU	3EA-15-11173	PAPER	WAFFLE	41	INT TH	125x68.6x2.9	4.92x2.7x0.114	
KOMATSU	3EA-15-11180	STEEL	-	4	EXT LG	137.8x80x3.2	5.42x3.15x0.125	

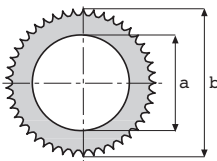
IT



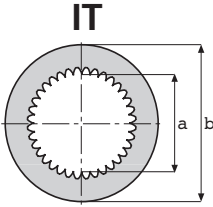
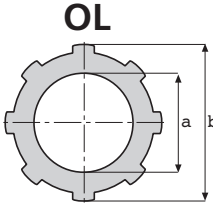
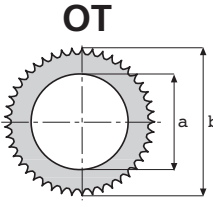



OL



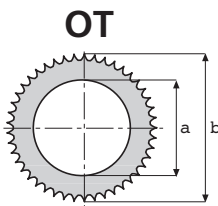
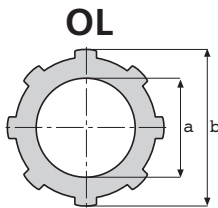
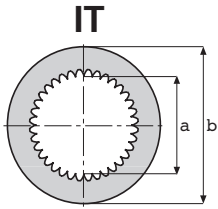
OT



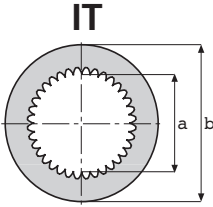
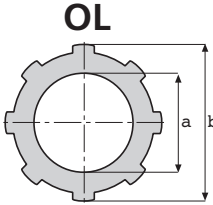
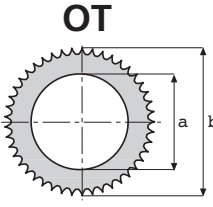



BRAND	PART NUMBER	MATERIAL	GROOVE DETAILS	TEETH	TYPE	SIZE MM	SIZE INCH
KOMATSU	3EA-15-11340	PAPER	WAFFLE	41	INT TH	125x68.6x2.9	4.92x2.7x0.114
KOMATSU	3EA-15-12721	PAPER	WAFFLE	41	INT TH	125x68.6x2.9	4.92x2.7x0.114
KOMATSU	3EA-15-14270	BRONZE	SUNBURST	41	INT TH	125x68.5x3	4.92x2.7x0.118
KOMATSU	3EA-15-31170	PAPER	WAFFLE	41	INT TH	125x68.6x2.9	4.92x2.7x0.114
KOMATSU	3EB-15-51170	PAPER	WAFFLE	41	INT TH	125x68.6x3.1	4.92x2.7x0.122
KOMATSU	3EC-15-19270	BRONZE	SUNBURST	47	INT TH	147x90.5x3	5.79x3.56x0.118
KOMATSU	3EC-15-19280	STEEL	-	8	EXT LG	157x100x1.4	6.18x3.94x0.055
KOMATSU	3EC-15-29270	BRONZE	SUNBURST	47	INT TH	147x90.5x3	5.79x3.56x0.118
KOMATSU	3EC-15-29270	BRONZE	SUN/RAD	47	INT TH	147x90.5x3	5.79x3.56x0.118
KOMATSU	3EC-15-29280	STEEL	-	8	EXT LG	157x100x1.4	6.18x3.94x0.055
KOMATSU	3EC-15-31270	PAPER	WAFFLE	37	INT TH	155.7x87.9x2.6	6.13x3.46x0.102
KOMATSU	3EC-15-31280	STEEL	-	8	EXT LG	168x100x2	6.61x3.94x0.078
KOMATSU	3EC-15-31290	STEEL	END PLATE	8	EXT LG	167x100x4.6	6.57x3.94x0.179
KOMATSU	3EC-30-51110	PAPER	WAFFLE	18	INT TH	208x51.4x4.4	8.19x2.02x0.173
KOMATSU	3EC-30-51220	STEEL	-	4	EXT LG	254.6x148x3.7	10.02x5.83x0.146
KOMATSU	3EE-15-11510	BRONZE	SUNBURST	60	INT TH	174x116.1x3	6.85x4.57x0.118
KOMATSU	3EE-15-12950	BRONZE	SUNBURST	60	INT TH	174x116.1x3	6.85x4.57x0.118
KOMATSU	3EE-15-12960	STEEL	-	8	EXT LG	190x128.5x1.9	7.48x5.06x0.075
KOMATSU	3EE-15-21230	STEEL	-	4	EXT LG	162x100.3x2	6.38x3.95x0.079
KOMATSU	3FD-15-21570	PAPER	WAFFLE	37	INT TH	155.7x87.9x2.6	6.13x3.46x0.102
KOMATSU	415-33-11240	PAPER	2 PASS	16	INT TH	208x44x5.3	8.19x1.34x0.209
KOMATSU	415-33-11241	PAPER	2 PASS	16	INT TH	208x44x6.7	8.19x1.34x0.264
KOMATSU	415-33-11250	STEEL	-	3	INT LG	207.5x150x3.8	8.17x5.91x0.15
KOMATSU	415-33-21240	PAPER	2 PASS	16	INT TH	208x44x6.7	8.19x1.34x0.264
KOMATSU	417-33-11243	PAPER	2 PASS	15	INT TH	264x50x8.6	10.39x1.97x0.339
KOMATSU	417-33-11252	STEEL	-	3	INT LG	264x172.4x6.5	10.39x6.79x0.255
KOMATSU	417-33-11253	STEEL	-	3	INT LG	264x172.4x6.5	10.39x6.79x0.255
KOMATSU	417-33-11290	PAPER	2 PASS	15	INT TH	264x50x8.6	10.39x1.97x0.339
KOMATSU	418-17-39710	PAPER	2 PASS	26	INT TH	160x97.5x2.2	6.3x3.84x0.087
KOMATSU	418-33-11240	PAPER	2 PASS	15	INT TH	276x50.3x8.7	10.87x1.98x0.343
KOMATSU	418-33-11241	PAPER	2 PASS	15	INT TH	276x50.3x8.7	10.87x1.98x0.343
KOMATSU	418-33-11250	STEEL	-	3	INT LG	277x174x6.6	10.91x6.85x0.26
KOMATSU	418-33-11251	STEEL	-	3	INT LG	276.8x173.8x9.3	10.9x6.84x0.364
KOMATSU	418-33-21340	PAPER	2 PASS	15	INT TH	303x58x8.7	11.93x2.28x0.344
KOMATSU	419-15-12132	STEEL	-	-	SPRING	174.7x166.2x0.7	6.88x6.54x0.028
KOMATSU	419-15-12133	STEEL	-	-	SPRING	174.7x166.2x0.7	6.88x6.54x0.028
KOMATSU	419-15-12290	PAPER	WAFFLE	26	INT TH	160x97.5x2.2	6.3x3.84x0.087
KOMATSU	419-15-12290C	RED PAPER	WAFFLE	26	INT TH	160x97.5x2.2	6.3x3.84x0.087
KOMATSU	419-15-12290L	RED PAPER	WAFFLE	26	INT TH	160x97.5x2.2	6.3x3.84x0.087
KOMATSU	419-15-12310	STEEL	-	68	EXT TH	174.1x110x1.7	6.85x4.33x0.066
KOMATSU	419-15-12920	STEEL	-	68	EXT TH	174.1x110x1.7	6.85x4.33x0.066

	BRAND	PART NUMBER	MATERIAL	GROOVE DETAILS	TEETH	TYPE	SIZE MM	SIZE INCH
     	KOMATSU	419-15-31750	STEEL	-	5	EXT LG	349.9x218x6.6	13.78x8.58x0.258
	KOMATSU	419-33-11243	PAPER	2 PASS	15	INT TH	320x67.5x8.2	12.6x2.66x0.322
	KOMATSU	419-33-11250	STEEL	-	3	INT LG	322x215x6.6	12.68x8.46x0.259
	KOMATSU	419-33-11252	STEEL	-	3	INT LG	322x215x9.2	12.68x8.46x0.362
	KOMATSU	419-33-21240	PAPER	2 PASS	15	INT TH	320x67.5x8.2	12.6x2.66x0.322
	KOMATSU	419-33-21250	STEEL	-	68	EXT TH	347.8x237.6x6	13.69x9.35x0.236
	KOMATSU	419-33-21750	STEEL	-	5	EXT LG	350x218x6.5	13.78x8.58x0.256
	KOMATSU	419-33-21751	STEEL	-	5	EXT LG	350x218x6.5	13.78x8.58x0.256
	KOMATSU	421-22-27410	Mo	SPR/RAD	32	(38)IN TH	198x103x3.6	7.8x4.06x0.142
	KOMATSU	421-22-27411	Mo	SPR/RAD	32	(38)IN TH	198x103x3.6	7.8x4.06x0.142
	KOMATSU	421-22-27450	STEEL	HARDENED	6	EXT LG	229.9x114.2x3.4	9.05x4.5x0.134
	KOMATSU	421-22-27451	STEEL	HARDENED	6	EXT LG	229.9x114.2x3.4	9.05x4.5x0.134
	KOMATSU	421-22-27460	STEEL	HARDENED	6	EXT LG	229.9x114.2x3.5	9.05x4.5x0.138
	KOMATSU	421-22-27461	STEEL	HARDENED	6	EXT LG	229.9x114.2x3.5	9.05x4.5x0.138
	KOMATSU	421-33-31241	PAPER	2 PASS	15	INT TH	374x72.8x6.5	14.72x2.87x0.256
	KOMATSU	421-33-31242	PAPER	2 PASS	15	INT TH	374x72.8x6.5	14.72x2.87x0.256
	KOMATSU	421-33-31250	STEEL	-	3	EXT LG	417.8x297x6	16.45x11.69x0.236
	KOMATSU	421-33-31340	STEEL	-	4	EXT LG	428.8x297x3.3	16.88x11.69x0.128
	KOMATSU	421-33-31350	STEEL	-	3	EXT LG	428.8x297x6	16.88x11.69x0.236
	KOMATSU	421-33-32240	PAPER	2 PASS	15	INT TH	352x69x6.5	13.86x2.72x0.256
	KOMATSU	421-33-32241	PAPER	2 PASS	15	INT TH	352x69x6.5	13.86x2.72x0.256
	KOMATSU	421-33-32250	STEEL	-	3	EXT LG	395.6x280.3x6	15.57x11.04x0.236
	KOMATSU	421-33-32251	STEEL	-	3	EXT LG	395.6x280.3x6	15.57x11.04x0.236
	KOMATSU	421-33-32340	STEEL	-	4	EXT LG	406.8x279.7x3.3	16.02x11.01x0.128
	KOMATSU	421-33-32350	STEEL	-	3	EXT LG	406.8x279.7x6	16.02x11.01x0.236
	KOMATSU	423-33-21240	PAPER	2 PASS	18	INT TH	350x77.6x8.1	13.78x3.06x0.319
	KOMATSU	423-33-21250	STEEL	-	75	EXT TH	383x276x6	15.08x10.87x0.236
	KOMATSU	423-33-21251	STEEL	-	75	EXT TH	383x276x6	15.08x10.87x0.236
	KOMATSU	423-33-31250	STEEL	-	3	EXT LG	374.6x266.1x6	14.75x10.48x0.236
	KOMATSU	423-33-31251	STEEL	-	3	EXT LG	374.6x266.1x6	14.75x10.48x0.236
	KOMATSU	423-33-31330	STEEL	-	4	EXT LG	387.6x266x3.2	15.26x10.47x0.126
	KOMATSU	423-33-31331	STEEL	-	4	EXT LG	387.6x266x3.2	15.26x10.47x0.126
	KOMATSU	423-33-31350	STEEL	-	3	EXT LG	387.9x266x6	15.27x10.47x0.236
KOMATSU	423-33-31351	STEEL	-	3	EXT LG	387.9x266x6	15.27x10.47x0.236	
KOMATSU	424-15-12710	BRONZE	SPR/WAG	90	INT TH	335x264x5	13.19x10.39x0.197	
KOMATSU	424-15-12711	BRONZE	SPR/WAG	90	INT TH	335x264x5	13.19x10.39x0.197	
KOMATSU	424-15-12720	STEEL	-	5	EXT LG	396.5x280x5	15.61x11.02x0.197	
KOMATSU	425-07-3018C1	STEEL	-	3	INT LG	259x185.7x6.7	10.19x7.31x0.262	
KOMATSU	425-15-12740	STEEL	-	6	EXT LG	465.5x323.1x5.8	18.33x12.72x0.228	
KOMATSU	425-32-22670	PAPER	WAFFLE	38	INT TH	250x161.3x3.2	9.84x6.35x0.126	
KOMATSU	425-32-22680	STEEL	-	91	EXT TH	277.2x179.4x4	10.91x7.06x0.157	

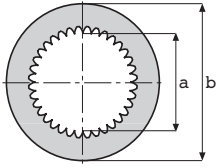




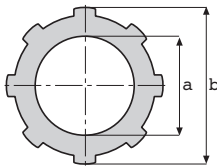
BRAND	PART NUMBER	MATERIAL	GROOVE DETAILS	TEETH	TYPE	SIZE MM	SIZE INCH
KOMATSU	425-33-11510	PAPER	3 PASS	112	INT TH	480.1x329.9x5.1	18.9x12.99x0.2
KOMATSU	426-15-12720	STEEL	-	6	EXT LG	497.5x344.5x5.8	19.6x13.6x0.228
KOMATSU	426-15-22740	STEEL	-	6	EXT LG	466.9x323.4x3.2	18.38x12.73x0.126
KOMATSU	561-15-42710	GRAPHITE	SPR/RAD	131	INT TH	475x389x5.4	18.7x15.31x0.213
KOMATSU	561-15-42711	GRAPHITE	SPR/RAD	131	INT TH	475x389x5.4	18.7x15.31x0.213
KOMATSU	561-15-42720	GRAPHITE	SPR/RAD	120	INT TH	435x356x5.4	17.13x14.02x0.213
KOMATSU	561-15-42721	GRAPHITE	SPR/RAD	120	INT TH	435x356x5.4	17.13x14.02x0.213
KOMATSU	561-15-42730	STEEL	-	6	EXT LG	545x401x5.8	21.46x15.79x0.228
KOMATSU	561-15-42740	STEEL	-	150	EXT TH	456x367x5.8	17.95x14.45x0.228
KOMATSU	561-15-42810	GRAPHITE	SPR/RAD	133	INT TH	475x395x5.4	18.7x15.55x0.213
KOMATSU	561-15-42811	GRAPHITE	SPR/RAD	133	INT TH	475x395x5.4	18.7x15.55x0.213
KOMATSU	561-15-42820	STEEL	-	6	EXT LG	545x407x5.8	21.46x16.02x0.228
KOMATSU	561-15-52560	STEEL	-	6	EXT LG	545x413x4.3	21.46x16.26x0.169
KOMATSU	561-15-52570	BRONZE	SPR/WAG	135	INT TH	478x400x5.2	18.82x15.75x0.205
KOMATSU	561-15-52571	BRONZE	SPR/WAG	135	INT TH	478x400x5.2	18.82x15.75x0.205
KOMATSU	561-15-52811	CARBON	WAFFLE	133	INT TH	475x395x5.4	18.7x15.55x0.213
KOMATSU	561-15-52930	STEEL	-	6	EXT LG	545x407x5.8	21.46x16.02x0.228
KOMATSU	561-15-52931	STEEL	-	6	EXT LG	545x407x5.8	21.46x16.02x0.228
KOMATSU	561-15-52940	STEEL	-	6	EXT LG	498x367x5.8	19.61x14.45x0.228
KOMATSU	561-15-52941	STEEL	-	6	EXT LG	498x367x5.8	19.61x14.45x0.228
KOMATSU	561-15-52950	STEEL	-	6	EXT LG	545x401x5.8	21.46x15.79x0.228
KOMATSU	561-15-52951	STEEL	-	6	EXT LG	545x401x5.8	21.46x15.79x0.228
KOMATSU	561-15-52960	STEEL	-	150	EXT TH	456x367x5.8	17.95x14.45x0.228
KOMATSU	561-15-52961	STEEL	-	150	EXT TH	456x367x5.8	17.95x14.45x0.228
KOMATSU	561-32-71260	PAPER	3 PASS	226	EXT TH	680.3x510x4.4	26.78x20.08x0.173
KOMATSU	561-33-61230	STEEL	-	226	EXT TH	681x509.8x2.4	26.81x20.07x0.094
KOMATSU	561-33-62260	CORK	-	226	EXT TH	681x509.8x6.9	26.81x20.07x0.27
KOMATSU	561-33-71230	STEEL	-	157	EXT TH	789x562x2.4	31.06x22.13x0.094
KOMATSU	561-33-71240	PAPER	3 PASS	109	INT TH	760x535x6.5	29.92x21.06x0.256
KOMATSU	561-33-71260	PAPER	DAMPER	157	EXT TH	789x562x3.4	31.06x22.13x0.134
KOMATSU	561-33-71261	PAPER	DAMPER	157	EXT TH	789x562x3.4	31.06x22.13x0.134
KOMATSU	561-33-71270	CORK	-	157	EXT TH	789x562x6.9	31.06x22.13x0.272
KOMATSU	561-33-71271	CORK	-	157	EXT TH	789x562x6.9	31.06x22.13x0.272
KOMATSU	562-15-12860	BRONZE	SPR/WAG	146	INT TH	530.2x434.1x5.2	20.88x17.09x0.205
KOMATSU	562-15-22711	STEEL	-	6	EXT LG	555x386.5x7	21.85x15.22x0.276
KOMATSU	562-15-22720	STEEL	-	5	EXT LG	405.7x278.3x5	15.97x10.96x0.197
KOMATSU	562-15-22820	STEEL	-	6	EXT LG	615x461x5.8	24.21x18.15x0.228
KOMATSU	562-15-22870	CARBON	WAFFLE	151	INT TH	540x449x5.3	21.26x17.68x0.207
KOMATSU	562-15-22740	STEEL	END PLATE	6	EXT LG	617x461.2x8	24.29x18.16x0.315
KOMATSU	562-15-22890	CARBON	WAFFLE	131	INT TH	475x389x5.4	18.7x15.31x0.213
KOMATSU	562-33-21230	STEEL	-	182	(196)EX TH	984.7x695.4x3.1	38.77x27.38x0.122

	BRAND	PART NUMBER	MATERIAL	GROOVE DETAILS	TEETH	TYPE	SIZE MM	SIZE INCH
     	KOMATSU	562-33-21231	STEEL	-	182	(196)EX TH	984.7x695.4x3.1	38.77x27.38x0.122
	KOMATSU	562-33-21240	PAPER	3 PASS	136	INT TH	959.5x670.6x6.7	37.78x26.4x0.264
	KOMATSU	562-33-21241	PAPER	3 PASS	136	INT TH	959.5x670.6x6.7	37.78x26.4x0.264
	KOMATSU	562-33-21242	PAPER	3 PASS	136	INT TH	959.5x670.6x6.7	37.78x26.4x0.264
	KOMATSU	562-33-21260	CORK	-	182	(196)EX TH	984.7x695.4x7.8	38.77x27.38x0.307
	KOMATSU	562-33-21261	CORK	-	182	(196)EX TH	984.7x695.4x7.8	38.77x27.38x0.307
	KOMATSU	562-33-21262	CORK	-	182	(196)EX TH	984.7x695.4x7.8	38.77x27.38x0.307
	KOMATSU	562-33-31240	PAPER	3 PASS	136	INT TH	959.5x670.6x6.7	37.78x26.4x0.264
	KOMATSU	562-33-33240	PAPER	3 PASS	136	INT TH	959.5x670.6x6.7	37.78x26.4x0.264
	KOMATSU	566-15-12721	STEEL	-	5	EXT LG	480x323.5x5	18.9x12.74x0.197
	KOMATSU	566-15-62720	GRAPHITE	SPR/RAD	105	INT TH	375x311x5	14.76x12.24x0.197
	KOMATSU	566-15-62721	GRAPHITE	SPR/RAD	105	INT TH	375x311x5	14.76x12.24x0.197
	KOMATSU	566-15-62731	STEEL	-	6	EXT LG	448x322x5	17.64x12.68x0.197
	KOMATSU	566-15-62732	STEEL	-	6	EXT LG	448x322x5	17.64x12.68x0.197
	KOMATSU	566-15-72710	GRAPHITE	SPR/RAD	105	INT TH	383x310.5x5	15.08x12.22x0.197
	KOMATSU	566-15-72710	CARBON	WAFFLE	105	INT TH	383x310.5x5	15.08x12.22x0.197
	KOMATSU	566-33-41230	STEEL	-	146	(164)EX TH	494.8x345.9x2.4	19.48x13.62x0.094
	KOMATSU	566-33-41240	PAPER	3 PASS	112	INT TH	480.1x329.9x5.1	18.9x12.99x0.2
	KOMATSU	566-33-41241	PAPER	3 PASS	112	INT TH	480x330x5.1	18.9x12.99x0.2
	KOMATSU	566-33-41242	PAPER	3 PASS	112	INT TH	480x330x5.1	18.9x12.99x0.2
	KOMATSU	566-33-41260	CORK	-	146	EXT TH	494.8x345.9x7.2	19.48x13.62x0.283
	KOMATSU	566-33-41261	CORK	-	146	EXT TH	494.8x345.9x7.2	19.48x13.62x0.283
	KOMATSU	568-15-12721	STEEL	-	6	EXT LG	555x386.5x7	21.85x15.22x0.276
	KOMATSU	569-15-32720	GRAPHITE	SPR/RAD	103	INT TH	375x305x5	14.76x12.01x0.197
	KOMATSU	569-15-32721	GRAPHITE	SPR/RAD	103	INT TH	375x305x5	14.76x12.01x0.197
	KOMATSU	569-15-32720	CARBON	WAFFLE	103	INT TH	375x305x5	14.76x12.01x0.197
	KOMATSU	569-15-32721	CARBON	WAFFLE	103	INT TH	375x305x5	14.76x12.01x0.197
	KOMATSU	569-15-32730	STEEL	-	6	EXT LG	498x367x5.8	19.61x14.45x0.228
	KOMATSU	569-15-32740	STEEL	-	130	EXT TH	396x320x5	15.59x12.6x0.197
	KOMATSU	569-15-32741	STEEL	-	130	EXT TH	396x320x5	15.59x12.6x0.197
	KOMATSU	569-15-32810	GRAPHITE	SPR/RAD	124	INT TH	435x368x5.5	17.13x14.49x0.197
	KOMATSU	569-15-32811	GRAPHITE	SPR/RAD	124	INT TH	435x368x5.5	17.13x14.49x0.197
	KOMATSU	569-15-32810	CARBON	WAFFLE	124	INT TH	435x368x5.5	17.13x14.49x0.197
KOMATSU	569-15-32811	CARBON	WAFFLE	124	INT TH	435x368x5.5	17.13x14.49x0.197	
KOMATSU	569-15-32820	STEEL	-	6	EXT LG	498x381x5.8	19.6x15x0.228	
KOMATSU	569-15-32821	STEEL	-	6	EXT LG	498x381x5.8	19.6x15x0.228	
KOMATSU	569-15-32830	STEEL	-	6	EXT LG	497.4x381.5x7.3	19.58x15.02x0.287	
KOMATSU	569-15-52810	CARBON	WAFFLE	124	INT TH	435x368x5.5	17.13x14.49x0.197	
KOMATSU	569-15-52820	STEEL	-	6	EXT LG	497x381x5	19.57x15x0.197	
KOMATSU	569-15-52821	STEEL	-	6	EXT LG	497x381x5	19.57x15x0.197	
KOMATSU	569-15-52830	CARBON	WAFFLE	120	INT TH	435x356x5.4	17.13x14.02x0.213	

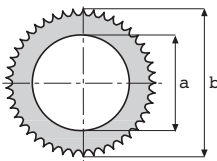
IT



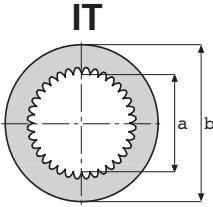
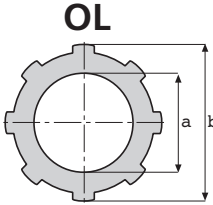
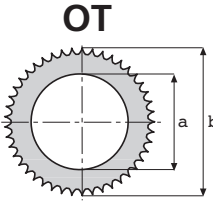



OL

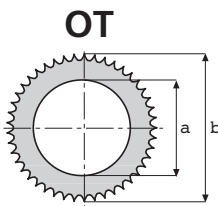
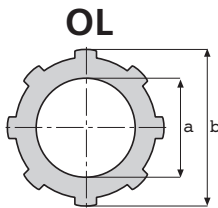
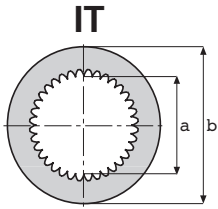


OT

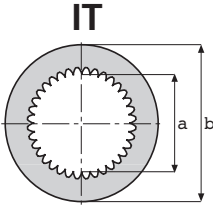
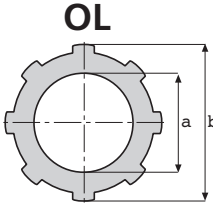
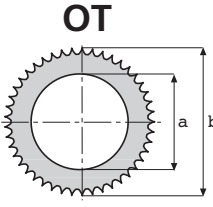





BRAND	PART NUMBER	MATERIAL	GROOVE DETAILS	TEETH	TYPE	SIZE MM	SIZE INCH
KOMATSU	569-15-52840	STEEL	-	6	EXT LG	497.4x367x7	19.58x14.45x0.274
KOMATSU	569-15-52841	STEEL	-	6	EXT LG	497.4x367x7	19.58x14.45x0.274
KOMATSU	569-15-52850	CARBON	WAFFLE	103	INT TH	375x305x5	14.76x12.01x0.197
KOMATSU	569-15-52860	STEEL	-	130	EXT TH	396x320x5	15.59x12.6x0.197
KOMATSU	569-15-52870	STEEL	-	6	EXT LG	497.4x381.5x7.3	19.58x15.02x0.287
KOMATSU	569-15-52910	CARBON	WAFFLE	124	INT TH	435x368x5.5	17.13x14.49x0.197
KOMATSU	569-15-52930	CARBON	WAFFLE	120	INT TH	435x356x5.4	17.13x14.02x0.213
KOMATSU	569-15-52950	CARBON	WAFFLE	103	INT TH	375x305x5	14.76x12.01x0.197
KOMATSU	569-33-41230	STEEL	-	208	(226)EX TH	681x509.8x2.4	26.81x20.07x0.094
KOMATSU	569-33-41240	PAPER	3 PASS	166	INT TH	659.9x492x5.1	25.98x19.37x0.2
KOMATSU	569-33-41241	PAPER	3 PASS	166	INT TH	659.9x492x5.1	25.98x19.37x0.2
KOMATSU	569-33-41242	PAPER	3 PASS	166	INT TH	659.9x492x5.1	25.98x19.37x0.2
KOMATSU	569-33-41260	CORK	-	208	(226)EX TH	681x509.8x6.9	26.81x20.07x0.27
KOMATSU	569-33-41261	CORK	-	208	(226)EX TH	681x509.8x6.9	26.81x20.07x0.27
KOMATSU	569-33-61240	PAPER	3 PASS	166	INT TH	659.9x492x5.1	25.98x19.37x0.2
KOMATSU	569-33-61241	PAPER	3 PASS	166	INT TH	659.9x492x5.1	25.98x19.37x0.2
KOMATSU	569-33-71260	PAPER	DAMPER	226	EXT TH	680.6x510x3.5	26.78x20.08x0.138
KOMATSU	569-33-71280	STEEL	-		RING	671.6x512.4x10	26.44x20.17x0.394
KOMATSU	585-33-21240	PAPER	3 PASS	99	INT TH	659.9x484x5.1	25.98x19.06x0.2
KOMATSU	706-73-91440	STEEL	-	32	(34)EX TH	134x97.3x1.5	5.27x3.85x0.059
KOMATSU	706-73-92350	PAPER	2 PASS	20	(23)IN TH	120x88x3.3	4.72x3.46x0.13
KOMATSU	706-75-90050	PAPER	2 PASS	20	(23)IN TH	120x88x3.3	4.72x3.46x0.13
KOMATSU	706-75-91340	STEEL	-	38	(40)EX TH	157x118x1.5	6.18x4.65x0.059
KOMATSU	706-75-91350	PAPER	2 PASS	26	(29)IN TH	144x109x3	5.67x4.29x0.118
KOMATSU	706-75-92150	PAPER	1 PASS	26	(29)IN TH	144x109x2.5	5.67x4.29x0.098
KOMATSU	706-75-92350	PAPER	1 PASS	26	(29)IN TH	144x109x2.5	5.67x4.29x0.098
KOMATSU	706-77-91540	STEEL	-	6	EXT LG	187x137x3.1	7.36x5.39x0.122
KOMATSU	706-77-91550	PAPER	2 PASS	7	INT LG	176x135x4.1	6.93x5.31x0.161
KOMATSU	706-7G-91340	STEEL	-	6	EXT LG	170.6x129.2x2	6.72x5.09x0.079
KOMATSU	706-7G-91350	PAPER	1 PASS	29	INT TH	155x120x2.5	6.1x4.72x0.098
KOMATSU	708-8H-35120	PAPER	2 PASS	6	INT LG	173x133x3	6.81x5.24x0.118
KOMATSU	708-8H-35130	STEEL	-	6	EXT LG	182x145.5x2.6	7.17x5.73x0.102
KOMATSU	708-8H-35180	PAPER	2 PASS	6	INT LG	173x133x3	6.81x5.24x0.118
KOMATSU	711-47-11770	STEEL	-		RING	85x70.6x3	3.45x2.78x0.118
KOMATSU	712-82-12710	CARBON	WAFFLE	105	INT TH	400x309x5.5	15.75x12.17x0.215
KOMATSU	712-85-12710	CARBON	WAFFLE	90	INT TH	335x265x5	13.19x10.43x0.197
KOMATSU	712-85-12711	CARBON	WAFFLE	90	INT TH	335x265x5	13.19x10.43x0.197
KOMATSU	712-85-12720	STEEL	-	5	EXT LG	396.5x280x5	15.61x11.02x0.197
KOMATSU	714-01-11410	PAPER	WAFFLE	26	INT TH	125x69.5x3	4.92x2.74x0.118
KOMATSU	714-07-12670	PAPER	WAFFLE	26	INT TH	180x110.5x3.2	7.09x4.35x0.126
KOMATSU	714-07-12680	STEEL	-	70	EXT TH	197.9x128x2	7.79x5.04x0.079

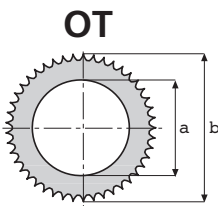
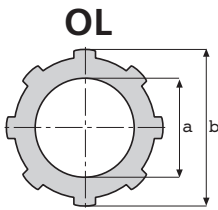
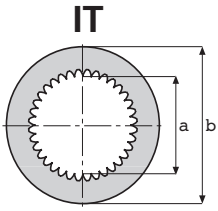
	BRAND	PART NUMBER	MATERIAL	GROOVE DETAILS	TEETH	TYPE	SIZE MM	SIZE INCH	
  	KOMATSU	714-07-12690	STEEL	-		SPRING	195.5x188.3x1.7	7.7x7.41x0.067	
	KOMATSU	714-07-19710	PAPER	WAFFLE	26	INT TH	180x110.5x3.2	7.09x4.35x0.126	
	KOMATSU	714-07-19720	PAPER	WAFFLE	26	INT TH	180x110.5x3.2	7.09x4.35x0.126	
	KOMATSU	714-07-29710	PAPER	2 PASS	26	INT TH	160x97.5x2.2	6.3x3.84x0.087	
	KOMATSU	714-07-29720	PAPER	2 PASS	26	INT TH	160x97.5x2.2	6.3x3.84x0.087	
	KOMATSU	714-08-19710	PAPER	WAFFLE	26	INT TH	140x87x3	5.51x3.43x0.118	
	KOMATSU	714-08-19711	PAPER	WAFFLE	26	INT TH	140x87x3	5.51x3.43x0.118	
	KOMATSU	714-08-19730	STEEL	-	60	EXT TH	156x99x1.8	6.14x3.9x0.071	
	KOMATSU	714-10-19730	STEEL	-	51	EXT TH	131.5x80x1.8	5.18x3.15x0.071	
	KOMATSU	714-12-19710	PAPER	2 PASS	26	INT TH	160x97.5x2.2	6.3x3.84x0.087	
	KOMATSU	714-12-19711	PAPER	2 PASS	26	INT TH	160x97.5x2.2	6.3x3.84x0.087	
	KOMATSU	714-12-19730	STEEL	-	70	EXT TH	197.9x128x4	7.79x5.04x0.157	
	KOMATSU	714-16-19730	STEEL	-	68	EXT TH	174.1x110x1.7	6.85x4.33x0.066	
	KOMATSU	772-05-02570	PAPER	WAFFLE	26	INT TH	160x97.5x2.2	6.3x3.84x0.087	
	KOMATSU	772-05-02590	PAPER	WAFFLE	26	INT TH	160x97.5x2.2	6.3x3.84x0.087	
	KOMATSU	772-10-12590	PAPER	WAFFLE	26	INT TH	160x97.5x2.2	6.3x3.84x0.087	
	KOMATSU	772-10-12720	STEEL	-	68	EXT TH	174.1x110x1.7	6.85x4.33x0.066	
	KOMATSU	AS35157213010	STEEL	END PLATE	6	EXT LG	143.3x88.4x7.6	5.64x3.48x0.3	
	KOMATSU	AS35633-3400	STEEL	-	6	EXT LG	143.5x88.5x2	5.65x3.48x0.079	
	KOMATSU	AS35634-3400	PAPER	WAFFLE	30	INT TH	131x79.2x2.6	5.16x3.12x0.102	
	KOMATSU	EH5306	STEEL	-	237	EXT TH	1189x865x3.7	46.81x34.06x0.146	
	KOMATSU	EH5307	CARBON PA	3 PASS	168	INT TH	1164x830x7.7	45.83x32.68x0.301	
	KOMATSU	EH5308	CORK	-	237	EXT TH	1189x865x8.4	46.81x34.06x0.331	
	KOMATSU	EM8365	STEEL	-	237	EXT TH	1189x865x3.7	46.81x34.06x0.146	
	KOMATSU	EM8366	CARBON PA	3 PASS	168	INT TH	1164x830x7.7	45.83x32.68x0.301	
	KOMATSU	EM8367	CORK	-	237	EXT TH	1189x865x8.4	46.81x34.06x0.331	
	  	LIEBHERR	50 04 457	STEEL	"M"	45	EXT TH	281x221x3	11.05x8.7x0.118
		LIEBHERR	50 04 469	STEEL	HOLES	24	(32)EX TH	306x237x3	12.03x9.3x0.118
		LIEBHERR	50 04 485	STEEL	8 HOLES	24	(32)EX TH	306x247x2	12.03x9.72x0.079
		LIEBHERR	50 05 784	STEEL	-	35	INT TH	170.9x102.9x2	6.73x4.05x0.079
		LIEBHERR	50 06 242	STEEL	HOLES	24	(32)EX TH	306x237x2	12.03x9.3x0.079
		LIEBHERR	50 07 177	BRONZE	SUNBURST	35	EXT TH	177.5x109x2	6.99x4.29x0.079
		LIEBHERR	50 07 178	STEEL	-	35	INT TH	170.9x102.9x2.5	6.73x4.05x0.098
LIEBHERR		57 02 743	STEEL	-	29	INT TH	131.1x85.1x1.5	5.16x3.35x0.059	
LIEBHERR		57 11 042	BRONZE	SUN-PLAIN	35	EXT TH	177.5x109x1.6	6.99x4.29x0.063	
LIEBHERR		57 14 441	BRONZE	SUNBURST	64	EXT TH	196x142x2.5	7.72x5.59x0.096	
LIEBHERR		57 14 442	BRNZ/PLN	SUNBURST	64	EXT TH	196x142x2	7.72x5.59x0.077	
LIEBHERR		70 08 345	STEEL	-	24	EXT TH	108.2x76.2x1.2	4.26x3x0.045	
LIEBHERR		70 09 149	MOLYBDENUM	SPR/WAG	46	(50)IN TH	117.5x62.6x2.6	4.63x2.46x0.102	
LIEBHERR		70 09 153	STEEL	HARDENED	6	EXT SL	130x66.8x2.2	5.12x2.63x0.087	

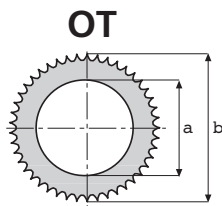
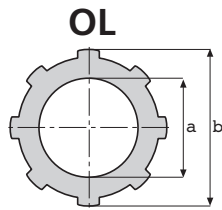
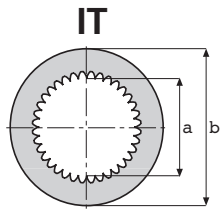


BRAND	PART NUMBER	MATERIAL	GROOVE DETAILS	TEETH	TYPE	SIZE MM	SIZE INCH
LIEBHERR	70 09 255	STEEL	-	88	(91)EX TH	293x185x4	11.54x7.28x0.157
LIEBHERR	70 09 642	STEEL	-	29	INT TH	131.1x85.1x2	5.16x3.35x0.079
LIEBHERR	70 11 448	STEEL	-	29	INT TH	131.1x85.1x2.5	5.16x3.35x0.098
LIEBHERR	70 11 449	BRONZE	SUNBURST	27	EXT TH	137.4x90.9x2	5.41x3.58x0.079
LIEBHERR	70 12 018	STEEL	HARDENED	10	EXT SL	212.4x178.2x1.8	8.36x7.02x0.069
LIEBHERR	70 12 047	BRONZE	SPR/RAD	32	INT TH	196x157x2.2	7.72x6.18x0.087
LIEBHERR	70 12 048	STEEL	HARDENED	10	EXT SL	212.4x164.2x1.8	8.36x6.46x0.069
LIEBHERR	70 13 332	BRONZE	SPR/RAD	34	INT TH	100x68.2x1.6	3.94x2.69x0.061
LIEBHERR	70 15 915	BRONZE	WAF/WAG	45	INT TH	187x132.6x3	7.36x5.22x0.118
LIEBHERR	70 19 639	STEEL	-	67	(70)EX TH	191x130x2	7.52x5.12x0.079
LIEBHERR	70 19 640	STEEL	-	67	(70)EX TH	191x130x2.5	7.52x5.12x0.098
LIEBHERR	70 19 641	STEEL	-	67	(70)EX TH	191x130x3	7.52x5.12x0.118
LIEBHERR	70 19 642	PAPER	3 PASS	35	INT TH	179x103x3.5	7.05x4.05x0.138
LIEBHERR	70 20 592	PAPER	3 PASS	48	INT TH	232.7x142x4	9.16x5.59x0.157
LIEBHERR	70 20 650	STEEL	-	81	EXT TH	243.6x152.1x2.5	9.59x5.99x0.098
LIEBHERR	70 20 651	STEEL	-	81	EXT TH	243.6x152.1x2	9.59x5.99x0.079
LIEBHERR	70 20 652	STEEL	-	81	EXT TH	243.5x153x3	9.59x6.02x0.118
LIEBHERR	70 20 814	MOLYBDENUM	SPRWAG	46	(50)IN TH	117.5x62.6x2.6	4.63x2.46x0.102
LIEBHERR	70 25 537	PAPER	4 PASS	42	INT TH	340x206x5.5	13.39x8.11x0.217
LIEBHERR	70 25 574	BRONZE	SPRWAG	19	INT TH	177.8x34.3x4.8	7x1.35x0.189
LIEBHERR	70 28 641	STEEL	-	3	EXT LG	268x176x4.5	10.55x6.93x0.177
LIEBHERR	76 15 103	STEEL	-	91	EXT TH	355x217x5	13.98x8.54x0.197
LIEBHERR	76 15 800	STEEL	-	3	EXT SL	201.7x129.5x2.7	7.94x5.1x0.106
LIEBHERR	76 17 718	STEEL	-	3	EXT LG	180x111x2.7	7.09x4.37x0.105
LIEBHERR	76 17 719	PAPER	2 PASS	19	INT TH	152x34x4.8	5.98x1.34x0.189
LIEBHERR	76 18 492	PAPER	SUNBURST	16	INT TH	201x40.5x4.9	7.91x1.59x0.192
LIEBHERR	76 18 493	STEEL	-	6	EXT LG	220x145.5x2.7	8.66x5.73x0.105
LIEBHERR	76 18 951	PAPER	2 PASS	19	INT TH	178x34x4.8	7.01x1.34x0.189
LIEBHERR	76 18 952	STEEL	-	6	EXT LG	199x130x2.6	7.83x5.12x0.102
LIEBHERR	76 18 958	PAPER	4 PASS	34	INT TH	277x167x4.5	10.91x6.57x0.177
LIEBHERR	76 18 977	PAPER	4 PASS	42	INT TH	340x206x5.5	13.39x8.11x0.217
LIEBHERR	76 19 478	STEEL	-	88	(91)EX TH	293x185x4.5	11.54x7.28x0.177
LIEBHERR	76 19 479	STEEL	-	88	(91)EX TH	293x185x4	11.54x7.28x0.157
LIEBHERR	76 20 194	BRONZE	SPR/RAD	34	INT TH	196x170x2.2	7.72x6.69x0.087
LIEBHERR	76 22 078	STEEL	HARDENED	4	EXT LG	189.8x92.1x2.9	7.47x3.63x0.114
LIEBHERR	76 22 082	MOLYBDENUM	SPRWAG	40	INT TH	172x84.1x3	6.77x3.31x0.118
LIEBHERR	76 22 088	STEEL	-	91	EXT TH	355x217x4.5	13.98x8.54x0.177
LIEBHERR	76 22 089	STEEL	-	91	EXT TH	355x217x5.5	13.98x8.54x0.217
LIEBHERR	76 22 487	STEEL	HARDENED	6	EXT SL	130x66.8x2.3	5.12x2.63x0.091
LIEBHERR	76 22 488	STEEL	HARDENED	6	EXT SL	130x66.8x2.4	5.12x2.63x0.094
LIEBHERR	76 22 489	STEEL	HARDENED	6	EXT SL	130x66.8x2.5	5.12x2.63x0.098

	BRAND	PART NUMBER	MATERIAL	GROOVE DETAILS	TEETH	TYPE	SIZE MM	SIZE INCH
  	LIEBHERR	76 23 461	STEEL	-	6	EXT LG	220x145.5x2.7	8.66x5.73x0.105
	LIEBHERR	76 23 490	BRONZE	SUNBURST	16	INT TH	202.9x40.4x4.9	7.99x1.59x0.192
	LIEBHERR	76 23 491	STEEL	-	6	EXT LG	220x145.5x2.7	8.66x5.73x0.105
	LIEBHERR	76 24 123	STEEL	HARDENED	4	EXT LG	164.8x82.4x2.9	6.49x4.24x0.114
	LIEBHERR	76 24 134	MOLYBDENUM	SPR/WAG	26	INT TH	147.8x75.4x3	5.82x2.97x0.118
	LIEBHERR	76 24 163	PAPER	WAF/WAG	64	INT TH	345x252.1x4.7	13.58x9.93x0.185
	LIEBHERR	10029552	PAPER	SUNBURST	16	INT TH	201x40.5x4.9	7.91x1.59x0.192
	LIEBHERR	10029561	STEEL	-	3	EXT LG	216.9x144x2.7	8.54x5.67x0.106
	LIEBHERR	10032806	STEEL	-	20	EXT LG	372.5x262.5x2	14.67x10.33x0.079
	LIEBHERR	10032844	STEEL	HARDENED	4	EXT LG	189.8x92.1x3	7.47x3.63x0.118
	LIEBHERR	10032845	STEEL	HARDENED	4	EXT LG	189.8x92.1x2.9	7.47x3.63x0.114
	LIEBHERR	10046873	PAPER	WAFFLE	27	INT TH	81.5x53x1.8	3.21x2.09x0.071
	LIEBHERR	10100649	BRONZE	SPR/RAD	78	EXT TH	236x155x4	9.29x6.1x0.157
	LIEBHERR	10100650	STEEL	-	46	INT HT	225x132x2.5	8.86x5.2x0.098
	LIEBHERR	10216943	CARBON PA	WAFFLE	36	INT TH	305x56.5x5.4	12.01x2.22x0.211
	LIEBHERR	10216944	STEEL	-	8	EXT LG	327.5x198.3x4.8	12.89x7.81x0.189
	LIEBHERR	10219212	STEEL	HARDENED	45	EXT TH	111.2x84.2x1.4	4.38x3.31x0.055
	LIEBHERR	10410834	STEEL	-	3	EXT LG	268x176x4.5	10.55x6.93x0.177
	LIEBHERR	10410839	PAPER	WAFFLE	24	INT TH	253x69x6.1	9.96x2.72x0.24
	LIEBHERR	10411155	BRONZE	SPR/RAD	6	EXT LG	157x102x2.3	6.18x4.02x0.091
	LIEBHERR	10046889	PAPER	WAFFLE	54	INT TH	178x105.6x3.8	7.01x4.16x0.148
	LIEBHERR	10046890	STEEL	-	4	EXT LG	199.7x114x3.7	7.86x4.49x0.146
	LIEBHERR	10663168	PAPER	SUNBURST	16	INT TH	201x40.5x4.9	7.91x1.59x0.192
	LIEBHERR	500499308	STEEL	-	24	(32)EX TH	306x237x2	12.03x9.3x0.079
	LIEBHERR	501540414	BRONZE	SPR/RAD	62	EXT TH	188x132x2.4	7.4x5.2x0.094
	LIEBHERR	501540514	STEEL	-	39	INT TH	178x112x2.2	7.01x4.41x0.086
	LIEBHERR	570267608	PAPER	RADIAL	30	INT LG	329x285x3	12.96x11.24x0.117
	LIEBHERR	571104408	BRONZE	SUN-PLAIN	27	EXT TH	137.4x90.9x1.6	5.41x3.58x0.063
	LIEBHERR	571617908	CARBON PA	RADIAL	34	EXT TH	177.4x111.5x2.5	6.98x4.39x0.098
	LIEBHERR	571618008	STEEL	-	42	INT TH	167.8x102.5x2.5	6.61x4.04x0.098
	LIEBHERR	571622708	STEEL	-	42	INT TH	150.9x102.5x2.5	5.94x4.04x0.098
	LIEBHERR	571665808	CARBON PA	RADIAL/PLAIN	35	EXT TH	176.5x142x1.9	6.95x5.51x0.073
	  	LINDE	T033002170	STEEL	-	52	INT TH	177.8x128.2x2.3
LINDE		T068002013	BRONZE	WAFFLE	88	EXT TH	189.4x141.7x3.1	7.46x5.58x0.122
LINDE		1275040101	GRAPH/STL	SUN/PLAIN	36	(73)EX TH	151.5x101.5x2.8	5.96x4x0.108
LINDE		1275043001	BRONZE	WAFFLE	22	INT TH	71.7x44x1.6	2.82x1.73x0.063
LINDE		3573240700	CARBON PA	WAFFLE	52	INT TH	193x107.5x2.6	7.6x4.23x0.102
LINDE		3573240701	STEEL	-	78	EXT TH	200x114x3	7.87x4.49x0.118
LINDE		3573240702	STEEL	-	45	INT TH	148.3x92.7x2.3	5.84x3.65x0.089
LINDE	3573240703	CARBON PA	WAFFLE	60	EXT TH	154x99x2.7	6.06x3.9x0.104	

BRAND	PART NUMBER	MATERIAL	GROOVE DETAILS	TEETH	TYPE	SIZE MM	SIZE INCH
LINDE	3573240704	CARBON PA	WAFFLE/PLAIN	60	EXT TH	154x99x1.9	6.06x3.9x0.075
LINDE	3573240705	STEEL	-	78	EXT TH	200x114x2.3	7.87x4.49x0.089
LINDE	5075041301	PAPER	2 PASS	24	INT TH	114x46x2.2	4.49x1.81x0.087
MANITOU	106375	STEEL	DISHED	50	(54)EX TH	139.2x98.6x1.8	5.48x3.88x0.07
MANITOU	106376	BRONZE	SPIRAL	45	INT TH	133.1x92.7x2.4	5.24x3.65x0.096
MANITOU	106603	BRONZE	SPRWAG	19	INT TH	177.8x34.3x4.8	7x1.35x0.189
MANITOU	106604	STEEL	-	3	EXT SL	201.7x129.5x2.7	7.94x5.1x0.105
MANITOU	109594	STEEL	-	54	EXT TH	139.2x98.6x1.8	5.48x3.88x0.07
MANITOU	109604	PAPER	2 PASS	45	INT TH	133.1x92.7x1.6	5.24x3.65x0.063
MANITOU	109604	BRONZE	SPIRAL	45	INT TH	133.1x92.7x1.6	5.24x3.65x0.063
MANITOU	128947	STEEL	-	22	INT TH	155.6x79.4x2	6.13x3.13x0.079
MANITOU	129068	BRONZE	SPR/RAD	12	EXT SL	181.5x120.3x2.5	7.15x4.74x0.098
MANITOU	129074	STEEL	HARDENED	20	INT TH	155x73.7x2	6.1x2.9x0.079
MANITOU	133987	BRONZE	SPRWAG	22	INT TH	204.5x53.3x4.8	8.05x2.1x0.19
MANITOU	133989	STEEL	-	1	EXT LG	209.3x114.3x2.7	8.24x4.5x0.106
MANITOU	136083	BRONZE	SPIRAL	45	INT TH	133.1x92.7x1.6	5.24x3.65x0.063
MANITOU	136103	STEEL	DISHED	50	(54)EX TH	138.9x98x1.8	5.47x3.86x0.07
MANITOU	209373	STEEL	FLEXI PLATE	6	HOLE	339.7x133.4x1.5	13.37x5.25x0.059
MANITOU	209374	STEEL	REINF PLATE	6	HOLE	186.5x132x2.1	7.34x5.2x0.83
MANITOU	209574	STEEL	FLEXI PLATE	-	-	-	-
MANITOU	449273	STEEL	-	54	EXT TH	139.2x98.6x1.8	5.48x3.88x0.07
MANITOU	449301	BRONZE	RADIAL	45	INT TH	133.1x92.7x2.4	5.24x3.65x0.093
MANITOU	449375	STEEL	-	4	EXT LG	129x76x1.5	5.08x2.99x0.059
MANITOU	449376	PAPER	2 PASS	33	INT TH	117.9x68.1x2.2	4.64x2.68x0.087
MANITOU	449384	END PLATE	STEPPED	4	EXT LG	129x74x5	5.08x2.91x0.197
MANITOU	449461	BRONZE	RADIAL	45	INT TH	133.1x92.7x2.3	5.24x3.65x0.09
MANITOU	473725	BRONZE	2 x RAD	45	INT TH	133.1x92.7x2	5.24x3.65x0.079
MANITOU	473832	GRAPHITE	SUNBURST	15	INT TH	213x44x10	8.38x1.73x0.394
MANITOU	475312	BRONZE	WAFFLE	22	INT TH	71.7x44x2.8	2.82x1.73x0.11
MANITOU	475313	STEEL	-	4	EXT LG	85x49.2x1.5	3.35x1.94x0.059
MANITOU	475314	BRONZE	WAFFLE	22	INT TH	71.7x44x1.6	2.82x1.73x0.063
MANITOU	475796	PAPER	2 PASS	19	INT TH	178x34x4.8	7.01x1.34x0.189
MANITOU	477279	STEEL	-	3	EXT SL	201.7x129.5x2.7	7.94x5.1x0.106
MANITOU	477709	STEEL	-	6	EXT LG	199x130x2.6	7.83x5.12x0.102
MANITOU	478128	PAPER	2 PASS	19	INT TH	143x34x4.8	5.63x1.34x0.189
MANITOU	501266	STEEL	-	1	EXT SL	149x80x2.7	5.87x3.15x0.105
MANITOU	508331	BRONZE	WAFFLE	32	INT TH	90x64.3x1.6	3.54x2.53x0.063
MANITOU	508332	STEEL	-	36	EXT TH	93.3x71.8x1	3.67x2.8x0.039
MANITOU	508333	STEEL	-	36	EXT TH	93.3x71.8x3	3.67x2.83x0.118
MANITOU	547511	PAPER	2 PASS	40	INT TH	127.1x82.2x2.5	5x3.24x0.098

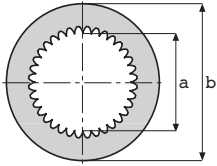




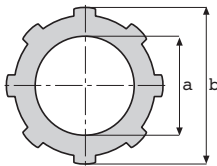
BRAND	PART NUMBER	MATERIAL	GROOVE DETAILS	TEETH	TYPE	SIZE MM	SIZE INCH
MANITOU	549313	STEEL	-	2	EXT LG	195x110x2.6	7.68x4.33x0.102
MANITOU	549314	GRAPHITE	WAFFLE	28	INT TH	169x56x4.8	6.65x2.21x0.189
MANITOU	551717	BRONZE	SUNBURST	19	INT TH	177.8x34.2x4.8	7x1.35x0.189
MANITOU	561797	STEEL	-	26	EXT TH	143.5x89.5x2.2	5.65x3.52x0.084
MANITOU	561798	PAPER	2 PASS	40	INT TH	127.1x82.2x2.5	5x3.24x0.98
MANITOU	562259	BRONZE	SUNBURST	16	INT TH	202.9x40.4x4.9	7.99x1.59x0.192
MANITOU	562516	PAPER	SUNBURST	16	INT TH	201x40.5x4.9	7.91x1.59x0.192
MANITOU	562525	STEEL	-	3	EXT LG	216.9x144x2.7	8.54x5.67x0.106
MANITOU	564439	STEEL	-	54	EXT TH	139.2x98.6x1.8	5.48x3.88x0.07
MANITOU	564440	PAPER	2 PASS	45	INT TH	133.1x92.7x2.1	5.24x3.65x0.083
MANITOU	582476	BRONZE	WAFFLE	24	(27) IN TH	88x53.2x1.6	3.46x2.09x0.063
MANITOU	600482	PAPER	2 PASS	36	INT TH	223x71x4.9	8.78x2.8x0.191
MANITOU	602074	PAPER	2 PASS	36	INT TH	223x71x4.9	8.78x2.8x0.191
MANITOU	656123	GRAPHITE	SUNBURST	25	INT TH	223.5x62x5.7	8.8x2.44x0.224
MANITOU	703134	PAPER	WAFFLE	54	INT TH	178x105.6x3.8	7.01x4.16x0.148
MANITOU	703135	STEEL	-	4	EXT LG	199.7x114x3.7	7.86x4.49x0.146
MANITOU	717529	STEEL	-	3	EXT LG	268x176x4.5	10.55x6.93x0.177
MANITOU	725028	PAPER	WAFFLE	28	(32)IN TH	253x160x6.1	9.96x6.3x0.24
MANITOU	737219	PAPER	WAFFLE	28	(32)IN TH	253x160x6.1	9.96x6.3x0.24
MANITOU	786594	PAPER	SUNBURST	16	INT TH	201x40.5x4.9	7.91x1.59x0.192
MANITOU	894790	CARBON PA	SUNBURST	16	INT TH	201x40.5x4.9	7.91x1.59x0.192
MANITOU	A4102837A	STEEL	-	67	(70)EX TH	191x130x2.5	7.52x5.12x0.098
MANITOU	A4102839A	PAPER	3 PASS	35	INT TH	179x103x3.5	7.05x4.05x0.138
MANITOU	A4108242A	PAPER	3 PASS	48	INT TH	232.7x142x4	9.16x5.59x0.157
MANITOU	A4199742A	MOLYBDENUM	SPR/WAG	26	INT TH	147.8x75.4x3	5.82x2.97x0.118
MASSEY FERGUSON	1089578	CARBON PA	SUNBURST	57	INT TH	303.8x235.2x3.9	11.96x9.26x0.153
MASSEY FERGUSON	185062M3	BRONZE	SPIRAL	57	INT TH	128.3x87.9x2.5	5.05x3.46x0.098
MASSEY FERGUSON	185464M1	STEEL	-	6	(33)EX TH	144x94.5x1.7	5.67x3.72x0.066
MASSEY FERGUSON	190177M1	BRONZE	SPIRAL	57	INT TH	128.3x87.9x2.5	5.05x3.46x0.098
MASSEY FERGUSON	513242M1	STEEL	-	33	EXT TH	144x94.5x1.4	5.67x3.72x0.055
MASSEY FERGUSON	514276M1	BRONZE	SPIRAL	57	INT TH	128.3x87.9x2.5	5.05x3.46x0.098
MASSEY FERGUSON	521282M1	BRONZE	SPIRAL	57	INT TH	128.3x87.9x2.5	5.05x3.46x0.098
MASSEY FERGUSON	533326M2	BRONZE	SPIRAL	57	INT TH	128.3x87.9x2.5	5.05x3.46x0.098
MASSEY FERGUSON	975743M1	STEEL	-	21	INT TH	229x171x2	9.01x6.73x0.078
MASSEY FERGUSON	975744M1	BRONZE	-	28	EXT TH	239x180.1x4	9.41x7.09x0.157
MASSEY FERGUSON	980130M1	BRONZE	-	95	EXT TH	305.6x212.6x4.7	12.03x8.37x0.187
MASSEY FERGUSON	980131M1	STEEL	-	63	INT TH	289.1x193.8x2.3	11.38x7.63x0.09
MASSEY FERGUSON	1420482M1	STEEL	-	28	INT TH	127x79x1.8	5x3.11x0.071
MASSEY FERGUSON	1420484M1	BRONZE	SUNBURST	64	EXT TH	138.8x95.2x2.8	5.46x3.75x0.11
MASSEY FERGUSON	1423483M1	BRONZE	-	28	EXT TH	239x180.1x4	9.41x7.09x0.157



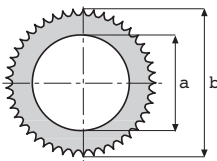
IT



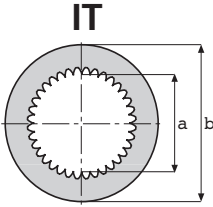
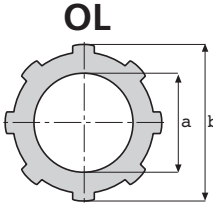
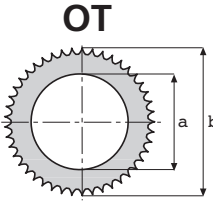



OL



OT

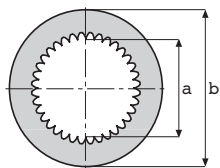


BRAND	PART NUMBER	MATERIAL	GROOVE DETAILS	TEETH	TYPE	SIZE MM	SIZE INCH
MASSEY FERGUSON	1430064M1	BRONZE	WAFFLE	88	EXT TH	189.5x117.6x3.1	7.46x4.63x0.122
MASSEY FERGUSON	1611165M1	STEEL	-	54	(81)EX TH	174.8x137x1.5	6.88x5.39x0.059
MASSEY FERGUSON	1611284M1	STEEL	-	81	EXT TH	174.5x138x1.9	6.87x5.43x0.073
MASSEY FERGUSON	1618239M4	BRONZE	SPR/RAD	23	INT TH	152x70x3	5.98x2.76x0.118
MASSEY FERGUSON	1669474M1	BRONZE	SPR/WAG	27	INT TH	224x55.1x4.8	8.82x2.17x0.19
MASSEY FERGUSON	1669475M1	BRONZE	SPR/WAG	27	INT TH	224x55.1x4.8	8.82x2.17x0.19
MASSEY FERGUSON	1672626M1	BRONZE	SPIRAL	57	INT TH	128.3x87.9x2.5	5.05x3.46x0.098
MASSEY FERGUSON	1686359M1	BRONZE	SUNBURST	57	INT TH	128.3x87.8x2.5	5.05x3.46x0.98
MASSEY FERGUSON	1688532M1	BRONZE	WAFFLE	57	INT TH	128.5x87.9x1.6	5.06x3.46x0.061
MASSEY FERGUSON	1692155M1	STEEL	-	27	(33)EX TH	144.2x94.4x0.5	5.68x3.72x0.02
MASSEY FERGUSON	1692156M1	STEEL	-	27	(33)EX TH	144.2x94.4x0.8	5.68x3.72x0.03
MASSEY FERGUSON	1692157M1	STEEL	-	27	(33)EX TH	144.2x94.4x1.4	5.68x3.72x0.055
MASSEY FERGUSON	1754344M1	STEEL	DISHED	50	(54)EX TH	138.9x98x1.8	5.47x3.86x0.07
MASSEY FERGUSON	1754345M1	BRONZE	SPIRAL	45	INT TH	133.1x92.7x1.6	5.24x3.65x0.063
MASSEY FERGUSON	1804831M1	BRONZE	SPIRAL	45	INT TH	133.1x92.7x1.6	5.24x3.65x0.063
MASSEY FERGUSON	1816240M1	BRONZE	SPR/WAG	95	EXT TH	304.8x212.9x4.3	12x8.38x0.168
MASSEY FERGUSON	1860532M9	FERAMIC	-		FACING	301.5x190.5x4.1	11.87x7.5x0.16
MASSEY FERGUSON	1860964M2	BRONZE	SPR/WAG	27	INT TH	224x55.1x4.8	8.82x2.17x0.19
MASSEY FERGUSON	1860965M2	STEEL	-	1	EXT LG	228.6x127x2.7	9x5x0.106
MASSEY FERGUSON	1862289M2	BRONZE	SPIRAL	57	INT TH	128.3x87.9x2.5	5.05x3.46x0.098
MASSEY FERGUSON	1867388M1	STEEL	-	33	EXT TH	144x94.5x1.4	5.67x3.72x0.055
MASSEY FERGUSON	1870074M1	BRONZE	SPIRAL	57	INT TH	128.3x87.9x2.5	5.05x3.46x0.098
MASSEY FERGUSON	1870860M1	STEEL	-	33	EXT TH	144x94.5x1.4	5.67x3.72x0.055
MASSEY FERGUSON	1870879M1	BRONZE	SPIRAL	57	INT TH	128.3x87.9x2.5	5.05x3.46x0.098
MASSEY FERGUSON	2527328M1	BRONZE	SPIRAL	45	INT TH	133.1x92.7x1.6	5.24x3.65x0.063
MASSEY FERGUSON	2707456M1	STEEL	-	88	INT TH	365.8x273.1x2.3	14.4x10.75x0.09
MASSEY FERGUSON	2707457M1	BRONZE	SPR/WAG	120	EXT TH	384x291.3x4.7	15.12x11.47x0.185
MASSEY FERGUSON	2718768M1	BRONZE	-	120	EXT TH	384.8x292.6x4.7	15.15x11.52x0.187
MASSEY FERGUSON	2737543M1	BRONZE	-	64	INT TH	356x198x7.1	14.02x7.8x0.28
MASSEY FERGUSON	2757328M1	BRONZE	SPIRAL	45	INT TH	133.1x92.7x1.6	5.24x3.65x0.063
MASSEY FERGUSON	2815281M1	BRONZE	SPR/WAG	120	EXT TH	384x291.3x4.7	15.12x11.47x0.185
MASSEY FERGUSON	3045475M1	BRONZE	WAFFLE	29	INT TH	135.5x44x3.3	5.33x1.73x0.128
MASSEY FERGUSON	3310959M1	BRONZE	WAF/RAD	32	INT TH	140.2x100x2.1	5.52x3.94x0.08
MASSEY FERGUSON	3310963M1	STEEL	-	6	EXT LG	150.7x98.1x1.5	5.93x3.86x0.059
MASSEY FERGUSON	3380442M1	STEEL	-	1	EXT LG	136x82.5x4.8	5.35x3.25x0.189
MASSEY FERGUSON	3381495M1	BRONZE	WAF/RAD	57	INT TH	128.5x87.7x2.5	5.06x3.45x0.098
MASSEY FERGUSON	3381567M1	BRONZE	WAFFLE	27	(42)IN TH	161.7x130x2.7	6.37x5.12x0.104
MASSEY FERGUSON	3382241M1	STEEL	-	3	EXT LG	136.2x95x2	5.36x3.74x0.079
MASSEY FERGUSON	3384488M1	STEEL	-	34	INT TH	142x66x1.8	5.59x2.6x0.069
MASSEY FERGUSON	3385987M1	BRONZE	WAFFLE	24	INT TH	144.3x46x3.6	5.68x1.81x0.142
MASSEY FERGUSON	3386896M91	PAPER	4 PASS	13	INT TH	355x70x7.8	13.98x2.75x0.307

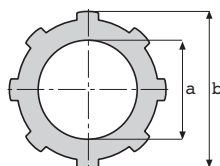
	BRAND	PART NUMBER	MATERIAL	GROOVE DETAILS	TEETH	TYPE	SIZE MM	SIZE INCH
     	MASSEY FERGUSON	3386897M92	PAPER	4 PASS	14	INT TH	355x70x7.8	13.98x2.75x0.307
	MASSEY FERGUSON	3387346M1	STEEL	-	6	EXT LG	164.7x95.8x2.5	6.48x3.77x0.098
	MASSEY FERGUSON	3387347M1	BRONZE	WAF/RAD	57	INT TH	134.8x87.9x3.5	5.31x3.46x0.138
	MASSEY FERGUSON	3581334M2	BRONZE	SUNBURST	6	INT LG	221.6x154.3x4	8.72x6.07x0.157
	MASSEY FERGUSON	3583412M1	BRONZE	SUNBURST	42	INT TH	221.6x164.3x4	8.72x6.47x0.157
	MASSEY FERGUSON	3613538M1	STEEL	-	1	EXT LG	228.6x127x2.7	9x5x0.106
	MASSEY FERGUSON	3616400M2	BRONZE	WAFFLE	6	EXT LG	156.5x110x2.9	6.16x4.33x0.114
	MASSEY FERGUSON	3616538M92	PAPER	4 PASS	14	INT TH	355x70x7.8	13.98x2.75x0.307
	MASSEY FERGUSON	3616741M1	BRONZE	WAF/RAD	6	EXT LG	234.7x177.8x2.5	9.24x7x0.098
	MASSEY FERGUSON	3616742M1	STEEL	-	6	INT LG	212x149x2.5	8.35x5.87x0.98
	MASSEY FERGUSON	3616745M1	BRONZE	WAFFLE	27	INT TH	128x54.5x2.5	5.04x2.15x0.098
	MASSEY FERGUSON	3616746M1	STEEL	-	6	EXT LG	145.5x84.5x2.5	5.73x3.33x0.098
	MASSEY FERGUSON	3616749M1	STEEL	BRAKE ROTOR	6	HOLES	212x84.5x6	8.45x3.33x0.236
	MASSEY FERGUSON	3617344M1	STEEL	-	6	INT LG	174.3x124.3x3.5	6.86x4.89x0.136
	MASSEY FERGUSON	3617346M1	BRONZE	WAF/RAD	6	EXT LG	191.7x143.5x2.5	7.55x5.65x0.098
	MASSEY FERGUSON	3617347M1	BRONZE	WAFFLE	27	INT TH	99.7x54.5x2.5	3.93x2.15x0.098
	MASSEY FERGUSON	3617348M1	STEEL	-	6	EXT LG	123x72.5x2.5	4.84x2.85x0.098
	MASSEY FERGUSON	3617649M91	PAPER	3 PASS	14	INT TH	343.2x70x5	13.51x2.76x0.197
	MASSEY FERGUSON	3617652M91	PAPER	3 PASS	13	INT TH	342x64x5	14.46x2.51x0.197
	MASSEY FERGUSON	3617653M91	PAPER	3 PASS	14	INT TH	342x70x5	13.46x2.76x0.197
	MASSEY FERGUSON	3619155M1	PAPER	WAFFLE	25	(30)IN TH	230x150x2.5	9.06x5.91x0.098
	MASSEY FERGUSON	3619156M1	STEEL	-	6	EXT LG	260x162.5x4	10.24x6.4x0.157
	MASSEY FERGUSON	3700134M1	PAPER	2 PASS	27	INT TH	223.5x55x4.8	8.8x2.17x0.189
	MASSEY FERGUSON	3715250M2	BRONZE	WAFFLE	29	INT TH	135.5x44x3.3	5.33x1.73x0.128
	MASSEY FERGUSON	3761845M91	PAPER	2 PASS	8	EXT LG	184.8x155.3x2	7.28x6.11x0.079
	MASSEY FERGUSON	3779323M2	STEEL	-	69	EXT TH	177x132x1.9	6.97x5.2x0.075
	MASSEY FERGUSON	3779324M2	PAPER	2 PASS	60	INT TH	169x124.6x2.8	6.65x4.91x0.11
	MASSEY FERGUSON	3790493M1	BRONZE	WAFFLE	24	INT TH	164.5x41x3.6	6.48x1.61x0.142
	MASSEY FERGUSON	3795094M1	STEEL	-	1	EXT SL	171.6x98.1x5	6.76x3.86x0.197
	MASSEY FERGUSON	3795499M1	PAPER	4 PASS	14	INT TH	354x70x5	13.94x2.76x0.197
	MASSEY FERGUSON	3795762M1	PAPER	4 PASS	14	INT TH	353.9x70x5.2	13.93x2.76x0.202
	MASSEY FERGUSON	3798531M1	PAPER	4 PASS	13	INT TH	352.7x63.9x4.8	13.89x2.52x0.189
	MASSEY FERGUSON	3811462M91	PAPER	WAFFLE	30	(36)IN TH	187.7x111.7x2.5	7.39x4.4x0.098
MASSEY FERGUSON	3811462M91	STEEL	-	8	EXT LG	201x122x4.5	7.91x4.8x0.177	
MASSEY FERGUSON	3819877M91	PAPER	WAFFLE	30	(36)IN TH	187.7x111.7x2.5	7.39x4.4x0.098	
MASSEY FERGUSON	3819877M91	STEEL	-	8	EXT LG	201x122x4.5	7.91x4.8x0.177	
MASSEY FERGUSON	3823952M1	PAPER	2 PASS	27	INT TH	223.5x55x4.8	8.8x2.17x0.189	
MASSEY FERGUSON	3825367M1	CARBON PA	WAFFLE	27	INT TH	223.5x54.9x4.8	8.8x2.16x0.189	
MASSEY FERGUSON	3900247M91	BRONZE	WAF/RAD	6	EXT LG	191.7x143.5x2.5	7.55x5.65x0.098	
MASSEY FERGUSON	3900248M91	BRONZE	WAFFLE	27	INT TH	99.7x54.5x2.5	3.93x2.15x0.098	
MASSEY FERGUSON	3900258M91	BRONZE	WAF/RAD	6	EXT LG	234.7x177.8x2.5	9.24x7x0.098	

BRAND	PART NUMBER	MATERIAL	GROOVE DETAILS	TEETH	TYPE	SIZE MM	SIZE INCH
MASSEY FERGUSON	3900259M91	BRONZE	WAFFLE	27	INT TH	128x54.5x2.5	5.04x2.15x0.098
MASSEY FERGUSON	4232319M1	STEEL	-	2	EXT LG	195x110x2.6	7.68x4.33x0.102
MASSEY FERGUSON	4232320M1	GRAPHITE	WAFFLE	28	INT TH	169x56x4.8	6.65x2.21x0.189
MASSEY FERGUSON	6190039M1	PAPER	2 PASS	43	(45)IN TH	133.1x92.7x2.1	5.24x3.65x0.084
MASSEY FERGUSON	6190042M1	STEEL	-	54	EXT TH	139.2x98.6x1.8	5.48x3.88x0.07
MASSEY FERGUSON	6190105M1	STEEL	-	26	EXT TH	143.5x89.5x2.2	5.65x3.52x0.084
MASSEY FERGUSON	6190106M1	PAPER	2 PASS	40	INT TH	127.1x82.2x2.5	5x3.24x0.98
MASSEY FERGUSON	6190295M1	GRAPHITE	SUNBURST	13	INT TH	215x36.5x10	8.46x1.44x0.394
MASSEY FERGUSON	6193507M1	PAPER	2 PASS/PLAIN	54	EXT TH	139x99x2	5.47x3.9x0.077
MASSEY FERGUSON	6193508M1	STEEL	-	45	INT TH	133x92.7x2	5.24x3.65x0.079
MASSEY FERGUSON	6193509M1	PAPER	2 PASS	54	EXT TH	139x99x2.7	5.47x3.9x0.104
MASSEY FERGUSON	6523693M1	BRONZE	WAF/RAD	57	INT TH	128.5x87.7x2.5	5.06x3.45x0.098
MASSEY FERGUSON	887890M91	FERAMIC	-		FACING	301.5x190.5x4.1	11.87x7.5x0.16
MASSEY FERGUSON	80104609	GRAPHITE	SUNBURST	60	INT TH	253.5x187.5x3.9	9.98x7.38x0.153
MASSEY FERGUSON	VA117167	STEEL	-	1	EXT LG	172x94x2.7	6.77x3.7x0.104
MITSUBISHI	134G-382121	STEEL	-	24	EXT TH	132x80x1.6	5.2x3.15x0.063
MITSUBISHI	52201-06390	PAPER	WAFFLE	40	INT TH	191.9x124.1x3.3	7.55x4.88x0.129
MITSUBISHI	58822-22500	STEEL	END PLATE	5	EXT LG	264x177x3.1	10.4x6.97x0.122
MITSUBISHI	58822-32300	PAPER	2 PASS	54	INT TH	215.9x168.6x3	8.5x6.64x0.116
MITSUBISHI	60325-01300	STEEL	-	20	EXT TH	229x177.1x3.2	9.02x4.61x0.126
MITSUBISHI	60332-00800	PAPER	2 PASS	48	INT TH	195x120x2.9	7.68x4.72x0.114
MITSUBISHI	60332-00801	PAPER	2 PASS	48	INT TH	195x120x2.9	7.68x4.72x0.114
MITSUBISHI	60335-00200	PAPER	2 PASS	71	INT TH	314x207x3.7	12.36x8.15x0.144
MITSUBISHI	62625-05200	PAPER	2 PASS	101	INT TH	311x253x4.6	12.24x9.96x0.181
MITSUBISHI	62625-05201	PAPER	2 PASS	101	INT TH	311x253x4.6	12.24x9.96x0.181
MITSUBISHI	62635-00300	PAPER	2 PASS	71	INT TH	314x207x3.7	12.36x8.15x0.144
MITSUBISHI	62635-00400	STEEL	-	110	EXT TH	336x234x2.5	13.23x9.21x0.098
MITSUBISHI	64323-45200	STEEL	-	4	EXT LG	137.7x80x2.2	5.42x3.15x0.087
MITSUBISHI	64323-45300	PAPER	2 PASS	41	INT TH	125x68.6x3.6	4.92x2.7x0.142
MITSUBISHI	65425-13700	PAPER	2 PASS	41	INT TH	125x68.6x3.6	4.92x2.7x0.142
MITSUBISHI	65425-13800	STEEL	-	4	EXT LG	137.7x80x2.2	5.42x3.15x0.087
MITSUBISHI	65425-23800	STEEL	-	4	EXT LG	137.7x80x2.2	5.42x3.15x0.087
MITSUBISHI	65727-03200	PAPER	2 PASS	41	INT TH	125x68.6x2.6	4.92x2.7x0.102
MITSUBISHI	69241-00802	PAPER	2 PASS	108	INT TH	280x212x3.8	11.02x8.35x0.15
MITSUBISHI	69241-00901	STEEL	SPRING POCKETS	5	EXT LG	335.3x224.5x5	13.2x8.84x0.197
MITSUBISHI	69241-01101	STEEL	-	5	EXT LG	322.2x224.5x5	12.69x8.84x0.197
MITSUBISHI	69241-03400	STEEL	-	5	EXT LG	353x263x5	13.9x10.35x0.197
MITSUBISHI	69241-03403	STEEL	-	5	EXT LG	353x263x5	13.9x10.35x0.197
MITSUBISHI	69242-03800	STEEL	-	6	EXT LG	169.9x100.1x2.2	6.69x3.94x0.087
MITSUBISHI	69242-13700	PAPER	2 PASS	37	INT TH	156x88x2.9	6.14x3.46x0.114

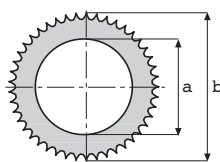
IT

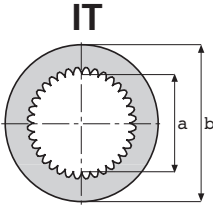
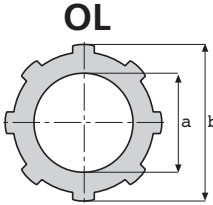
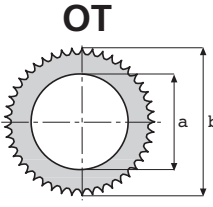





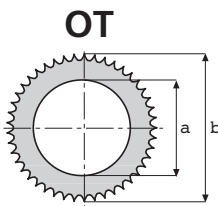
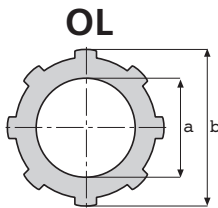
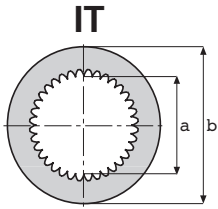
OL



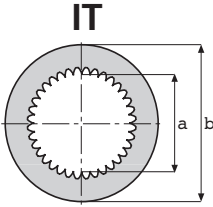
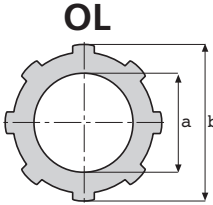
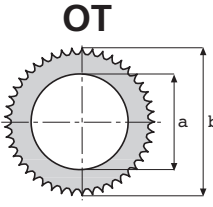



OT

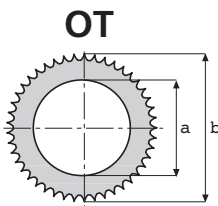
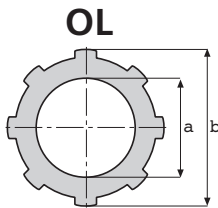
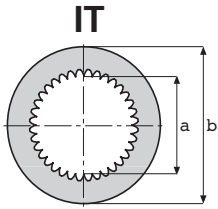


	BRAND	PART NUMBER	MATERIAL	GROOVE DETAILS	TEETH	TYPE	SIZE MM	SIZE INCH
     	MITSUBISHI	69242-13800	STEEL	-	6	EXT LG	170x100x2	6.69x3.94x0.079
	MITSUBISHI	69271-23400	PAPER	3 PASS	79	INT TH	468x310x4.8	18.43x12.2x0.189
	MITSUBISHI	69271-38600	PAPER	WAFFLE	79	INT TH	468x310x4.7	18.43x12.2x0.183
	MITSUBISHI	91224-06500	PAPER	2 PASS	41	INT TH	125x68.6x3.6	4.92x2.7x0.142
	MITSUBISHI	91224-16500	PAPER	2 PASS	41	INT TH	125x68.6x3.6	4.92x2.7x0.142
	MITSUBISHI	91324-02700	PAPER	2 PASS	41	INT TH	125x68.6x2.6	4.92x2.7x0.102
	MITSUBISHI	91324-02701	PAPER	2 PASS	41	INT TH	125x68.6x2.6	4.92x2.7x0.102
	MITSUBISHI	91324-02702	PAPER	2 PASS	41	INT TH	125x68.6x2.6	4.92x2.7x0.102
	MITSUBISHI	91324-04700	STEEL	END PLATE	24	EXT TH	132x80x3.9	5.2x3.15x0.152
	MITSUBISHI	91324-12600	STEEL	-	24	EXT TH	132x80x1.6	5.2x3.15x0.063
	MITSUBISHI	91324-12601	STEEL	-	24	EXT TH	132x80x1.6	5.2x3.15x0.063
	MITSUBISHI	91524-14300	BRONZE	SUNBURST	41	INT TH	125x68.6x2.6	4.92x2.7x0.102
	MITSUBISHI	91824-08100	PAPER	2 PASS	37	INT TH	155.7x87.9x2.6	6.13x3.46x0.102
	MITSUBISHI	91824-08101	PAPER	2 PASS	37	INT TH	155.7x87.9x2.6	6.13x3.46x0.102
	MITSUBISHI	91824-08200	STEEL	-	6	EXT LG	169.9x100.1x2.2	6.69x3.94x0.087
	MITSUBISHI	91824-12600	PAPER	2 PASS	37	INT TH	155.7x87.9x2.9	6.13x3.46x0.114
	MITSUBISHI	91824-12700	STEEL	-	12	EXT LG	165.6x100.1x2	6.52x3.94x0.079
	MITSUBISHI	91824-00800	CARBON PA	2 PASS	41	INT TH	125x68.6x2.6	4.92x2.7x0.102
	MITSUBISHI	92226-08800	PAPER	2 PASS	37	INT TH	155.7x87.9x2.6	6.13x3.46x0.102
	MITSUBISHI	92226-09600	STEEL	-	6	EXT LG	169.9x100.1x2.2	6.69x3.94x0.087
	MITSUBISHI	92227-03600	PAPER	2 PASS	37	INT TH	155.7x87.9x2.6	6.13x3.46x0.102
	MITSUBISHI	92326-13100	PAPER	WAFFLE	78	INT TH	248x195x3.6	9.76x7.68x0.14
	MITSUBISHI	92326-13200	STEEL	-	5	EXT LG	293.9x203.5x3.2	11.57x8.01x0.125
	MITSUBISHI	92326-13300	STEEL	-	5	EXT LG	293.9x203.5x3.2	11.57x8.01x0.125
	MITSUBISHI	92326-13300	STEEL	END PLATE	5	EXT LG	293.9x203.5x3.2	11.57x8.01x0.126
	MITSUBISHI	92326-24701	PAPER	WAFFLE	78	INT TH	248x195x3.6	9.76x7.68x0.14
	MITSUBISHI	92525-02800	STEEL	-	5	EXT LG	320x224x3.5	12.6x8.82x0.138
	MITSUBISHI	92525-13100	PAPER	2 PASS	108	INT TH	280x212x3.8	11.02x8.35x0.15
	MITSUBISHI	92534-03600	PAPER	3 PASS	79	INT TH	468x310x4.8	18.43x12.2x0.189
	MITSUBISHI	92534-03700	STEEL	-	120	EXT TH	486x330x3.1	19.13x12.99x0.122
	MITSUBISHI	92534-03800	CORK	-	120	EXT TH	486x330x6	19.13x12.99x0.236
	MITSUBISHI	93724-02600	STEEL	-	52	EXT TH	161.5x100x2.3	6.36x3.94x0.091
	MITSUBISHI	93724-02601	STEEL	-	52	EXT TH	161.5x100x2.3	6.36x3.94x0.091
MITSUBISHI	93724-02700	STEEL	END PLATE	52	EXT TH	161.5x100x6	6.36x3.94x0.236	
MITSUBISHI	MC664574	PAPER	2 PASS	54	INT TH	215.9x168.6x3	8.5x6.64x0.116	
MITSUBISHI	MC664582	PAPER	2 PASS	108	INT TH	280x212x3.8	11.02x8.35x0.15	
MITSUBISHI	NL540012165	BRONZE	WAFFLE	20	INT TH	105.1x50.2x2	4.14x1.98x0.079	
MITSUBISHI	50C2506200	PAPER	2 PASS	32	(41)IN TH	88.6x60.1x1.5	3.49x2.37x0.06	
MITSUBISHI	10433-40091	BRONZE	SUNBURST	19	INT TH	165.1x74.2x4	6.5x2.92x0.156	
MITSUBISHI	10433-40916	BRONZE	SUNBURST	19	INT TH	165.1x74.2x4	6.5x2.92x0.156	

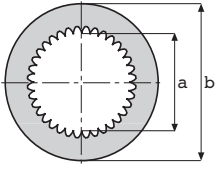
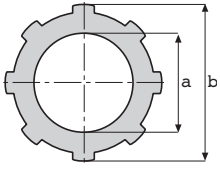
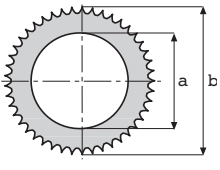





BRAND	PART NUMBER	MATERIAL	GROOVE DETAILS	TEETH	TYPE	SIZE MM	SIZE INCH
mitsui tcm	11243-82141	PAPER	2 PASS	41	INT TH	125x68.6x2.6	4.92x2.7x0.102
mitsui tcm	11243-82151	STEEL	-	8	EXT LG	134.4x81x1.6	5.29x3.19x0.063
mitsui tcm	112T2-52261	STEEL	-	6	EXT LG	143.5x88.5x2	5.65x3.48x0.079
mitsui tcm	112T2-52281	PAPER	WAFFLE	30	INT TH	131x79.2x2.6	5.16x3.12x0.102
mitsui tcm	115G3-82751	PAPER	2 PASS	41	INT TH	125x68.6x2.6	4.92x2.7x0.102
mitsui tcm	115G3-82761	STEEL	-	8	EXT LG	136.7x81x1.8	5.38x3.19x0.071
mitsui tcm	123S-82111	STEEL	-	8	EXT LG	134.5x81x1.8	5.3x3.19x0.071
mitsui tcm	124U3-82351B	CARBON PA	WAFFLE	38	INT TH	133.6x77x2.8	5.26x3.03x0.11
mitsui tcm	124U3-82361A	STEEL	-	8	EXT LG	152.6x87x3	6x3.43x0.118
mitsui tcm	134B3-82401	PAPER	2 PASS	41	INT TH	125x68.6x2.6	4.92x2.7x0.102
mitsui tcm	134B3-82411	STEEL	-	8	EXT LG	136.7x81x1.8	5.38x3.19x0.071
mitsui tcm	134G3-82121	STEEL	-	24	EXT TH	132x80x1.6	5.2x3.15x0.063
mitsui tcm	134G3-82131	STEEL	END PLATE	24	EXT TH	132x80x3.9	5.2x3.15x0.152
mitsui tcm	15943-82451	STEEL	-	8	EXT LG	152.6x87x2	6x3.43x0.079
mitsui tcm	15943-82452	STEEL	-	8	EXT LG	152.6x87x3	6x3.43x0.118
mitsui tcm	15943-82462	PAPER	2 PASS	38	INT TH	133.6x77x2.6	5.26x3.03x0.102
mitsui tcm	15943-83141	STEEL	DISHED	8	EXT LG	151.7x88x3.5	5.97x3.46x0.138
mitsui tcm	15943-83241A	STEEL	-	8	EXT LG	152.2x87.3x4	5.99x3.44x0.157
mitsui tcm	20802-51971	PAPER	2 PASS	41	INT TH	125x68.6x2.1	4.92x2.7x0.081
mitsui tcm	90208-77300	STEEL	-	32	(42)EX TH	184.2x92.7x2.6	7.25x3.65x0.102
mitsui tcm	90208-77311A	STEEL	-	32	(42)EX TH	184.2x92.7x2.6	7.25x3.65x0.102
mitsui tcm	90209-92800	BRONZE	SUNBURST	19	INT TH	165.1x74.2x4	6.5x2.92x0.156
mitsui tcm	90217-16202	STEEL	-	14	(20)EX TH	218.9x158.8x2.7	8.62x6.25x0.106
mitsui tcm	90217-75700	BRONZE	SUNBURST	60	INT TH	195.1x145x4	7.68x5.71x0.156
mitsui tcm	90227-49500	GRAPHITE	SUNBURST	60	INT TH	195.1x145x4	7.68x5.71x0.156
mitsui tcm	AE-41080-2073	STEEL	-	8	EXT LG	136.7x81x1.8	5.38x3.19x0.071
mitsui tcm	AE-41080-2073A	STEEL	-	8	EXT LG	136.7x81x1.8	5.38x3.19x0.071
mitsui tcm	AE-41080-2074	BRONZE	SUNBURST	41	INT TH	125x68.6x2.6	4.92x2.7x0.102
mitsui tcm	AE-41080-2074A	BRONZE	SUNBURST	41	INT TH	125x68.6x2.6	4.92x2.7x0.102
mitsui tcm	AE-41080-2075A	STEEL	-	24	EXT TH	132x80x1.6	5.2x3.15x0.063
mitsui tcm	AE-41080-2076	BRONZE	WAFFLE	41	INT TH	125x68.6x2.1	4.92x2.7x0.083
mitsui tcm	AE-602-893-102	BRONZE	SUNBRST	41	INT TH	125x68.6x2.6	4.92x2.7x0.102
mitsui tcm	AE-602-893-103	BRONZE	SUNBURST	41	INT TH	125x68.6x2.6	4.92x2.7x0.102
mitsui tcm	AE-602-893-105	PAPER	2 PASS	41	INT TH	125x68.6x2.6	4.92x2.7x0.102
mitsui tcm	AE-602-893-108	PAPER	2 PASS	41	INT TH	125x68.6x2.6	4.92x2.7x0.102
mitsui tcm	AE-602-894-104	STEEL	-	8	EXT LG	134.4x81x1.6	5.29x3.19x0.063
mitsui tcm	AE-602-894-108	STEEL	-	8	EXT LG	134.4x81x1.6	5.29x3.19x0.063
mitsui tcm	BK-703100-8000	STEEL	-	8	EXT LG	149.9x87.6x1.5	5.9x3.45x0.059
mitsui tcm	BK-703100-9000	PAPER	2 PASS	38	INT TH	133.6x77x2.8	5.26x3.03x0.11
mitsui tcm	BK-703701-0001	STEEL	-	10	EXT LG	172.2x108x2	6.78x4.25x0.079
mitsui tcm	BK-703701-1001	PAPER	2 PASS	38	INT TH	154.7x95x3.7	6.09x3.74x0.144

	BRAND	PART NUMBER	MATERIAL	GROOVE DETAILS	TEETH	TYPE	SIZE MM	SIZE INCH
     	MITSUI TCM	BK-706500-8000	STEEL	-	8	EXT LG	149.9x87.4x2.3	5.9x3.44x0.091
	MITSUI TCM	BK-708900-9000	STEEL	-	8	EXT LG	136.2x80x1.6	5.37x3.15x0.063
	MITSUI TCM	BK-709500-5000	STEEL	-	8	EXT LG	150.4x87.4x2	5.92x3.44x0.079
	MITSUI TCM	BK-726302-3000	STEEL	DISHED	8	EXT LG	151.7x88x3.5	5.97x3.46x0.136
	MITSUI TCM	BK-750102-4000	PAPER	2 PASS	41	INT TH	125x68.6x2.6	4.92x2.7x0.102
	MITSUI TCM	BK-750110-9000	PAPER	2 PASS	38	INT TH	133.6x77x2.8	5.26x3.03x0.11
	MITSUI TCM	BK-750112-3000	PAPER	2 PASS	38	INT TH	154.7x95x3.7	6.09x3.74x0.144
	MITSUI TCM	G-3-8088D	BRONZE	SUN/WAG	66	EXT TH	142.6x85.7x2.8	5.61x3.37x0.11
	MITSUI TCM	G-3-8089	STEEL	-	38	INT TH	133x77x1.5	5.24x3.03x0.059
	MITSUI TCM	G-3-8135	STEEL	-	28	INT TH	75x42x1.3	2.95x1.65x0.051
	MITSUI TCM	G-3-8136	BRONZE	WAFFLE	8	EXT LG	90x48x2.2	3.54x1.89x0.087
	MITSUI TCM	G-3-8673C	BRONZE	RADIAL	8	EXT LG	102.9x58x2.5	4.05x2.28x0.098
	MITSUI TCM	G-3-8674	STEEL	-	34	INT TH	86.6x51.6x1.2	3.41x2.03x0.047
	NEW HOLLAND	547395	STEEL	-	65	INT TH	259.8x190x2.5	10.23x7.48x0.098
	NEW HOLLAND	566519	STEEL	-	21	INT TH	229x171x2	9.02x6.73x0.079
	NEW HOLLAND	567386	BRONZE	-	95	EXT TH	305x213x4.7	12.01x8.39x0.185
	NEW HOLLAND	587050	BRONZE	-	95	EXT TH	305x213x4.7	12.01x8.39x0.185
	NEW HOLLAND	749868	PAPER	WAF/WAG	64	INT TH	345x252.1x4.7	13.58x9.93x0.185
	NEW HOLLAND	4993585	GRAPHITE	SUNBURST	14	INT TH	304x57x10	11.97x2.24x0.394
	NEW HOLLAND	4997208	GRAPHITE	SUNBURST	14	INT TH	261x50x10	10.28x1.97x0.394
	NEW HOLLAND	5094585	GRAPHITE	SUN/RAD	22	INT TH	165x41x4.8	6.5x1.61x0.189
	NEW HOLLAND	5102783	GRAPHITE	SUNBURST	13	INT TH	365x62x10	14.37x2.44x0.394
	NEW HOLLAND	5105966	GRAPHITE	SUNBURST	43	INT TH	228x125x3.5	8.98x4.92x0.138
	NEW HOLLAND	5107223	BRONZE	-	93	EXT TH	283.3x217.5x4.5	11.15x8.56x0.177
	NEW HOLLAND	5107223	BRONZE	-	93	EXT TH	283.3x217.5x5	11.15x8.56x0.196
	NEW HOLLAND	5110138	STEEL	-	-	HOLES	325x175x5	12.8x6.89x0.197
	NEW HOLLAND	5110139	STEEL	-	-	-	374x215x5	14.72x8.46x0.197
	NEW HOLLAND	5111276	STEEL	-	52	INT TH	215x132x7	8.46x5.2x0.276
	NEW HOLLAND	5111281	STEEL	-	-	HOLES	445x240x7	17.52x9.45x0.276
	NEW HOLLAND	5112343	STEEL	-	6	EXT LG	190x119x2	7.48x4.69x0.079
	NEW HOLLAND	5112630	STEEL	-	34	INT TH	168x98x7	6.61x3.86x0.276
	NEW HOLLAND	5113236	STEEL	-	53	EXT TH	173x119x2	6.81x4.69x0.079
	NEW HOLLAND	5118101	STEEL	-	21	INT TH	111x52x4	4.37x2.05x0.157
	NEW HOLLAND	5119327	STEEL	-	1	EXT LG	172x94x2.7	6.77x3.7x0.104
	NEW HOLLAND	5119329	GRAPHITE	SUNBURST	22	INT TH	165x41x4.8	6.5x1.61x0.189
NEW HOLLAND	5121103	STEEL	BLACK	35	(71)EX TH	201x120x1.5	7.91x4.72x0.059	
NEW HOLLAND	5123165	GRAPHITE	SUNBURST	22	INT TH	165x41x4.8	6.5x1.61x0.189	
NEW HOLLAND	5132278	STEEL	HARDENED	38	(76)EX TH	176x92x1.5	6.93x3.62x0.059	
NEW HOLLAND	5132279	STEEL	HARDENED	38	(76)EX TH	176x92x1.5	6.93x3.62x0.059	
NEW HOLLAND	5132309	STEEL	-	38	(76)EX TH	176x124x3.2	6.93x4.88x0.126	

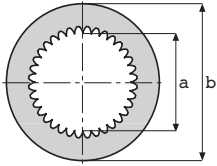


BRAND	PART NUMBER	MATERIAL	GROOVE DETAILS	TEETH	TYPE	SIZE MM	SIZE INCH
NEW HOLLAND	5137544	STEEL	-	54	EXT TH	139.2x98.6x1.8	5.48x3.88x0.07
NEW HOLLAND	5140243	GRAPHITE	SUNBURST	32	INT TH	140x91x2.4	5.51x3.58x0.094
NEW HOLLAND	5140244	STEEL	HARDENED	6	EXT LG	152x100x1.5	5.98x3.94x0.059
NEW HOLLAND	5143721	STEEL	-	50	EXT TH	153x99x1.5	6.02x3.9x0.059
NEW HOLLAND	5146036	STEEL	-	34	INT TH	180x98x6	7.09x3.86x0.236
NEW HOLLAND	5146315	STEEL	-	52	INT TH	215x132x5	8.46x5.2x0.197
NEW HOLLAND	5146478	STEEL	-	100	EXT TH	199x92x1.5	7.83x3.62x0.059
NEW HOLLAND	5154521	GRAPHITE	SUNBURST	14	INT TH	327x60x10	12.87x2.36x0.394
NEW HOLLAND	5154521	PAPER	3 PASS	14	INT TH	327x60x10	12.87x2.36x0.394
NEW HOLLAND	5154760	PAPER	WAFFLE	44	INT TH	158.7x111.9x2.8	6.25x4.41x0.11
NEW HOLLAND	5154761	PAPER	WAFFLE	44	INT TH	158.7x111.9x2.8	6.25x4.41x0.11
NEW HOLLAND	5158120	PAPER	WAFFLE	-	PAD	-	-
NEW HOLLAND	5158123	PAPER	WAFFLE	-	PAD	-	-
NEW HOLLAND	5158919	PAPER	WAFFLE	32	INT TH	140x91x2.4	5.51x3.58x0.094
NEW HOLLAND	5159755	PAPER	WAFFLE	32	INT TH	140x91x1.8	5.51x3.58x0.071
NEW HOLLAND	5159830	GRAPHITE	SUN/RAD	22	INT TH	165x41x4.8	6.5x1.61x0.189
NEW HOLLAND	5161904	STEEL	-	62	INT TH	254x194x2	10x7.64x0.079
NEW HOLLAND	5161932	GRAPHITE	SUNBURST	29	INT TH	224x78x4.9	8.82x3.07x0.193
NEW HOLLAND	5162231	STEEL	-	60	EXT TH	154.2x113.8x1.8	6.07x4.48x0.07
NEW HOLLAND	5163379	PAPER	WAFFLE	87	EXT TH	264x206x3.6	10.39x8.11x0.142
NEW HOLLAND	5163734	STEEL	-	1	EXT SL	228.6x150x2.6	9x5.91x0.102
NEW HOLLAND	5163840	STEEL	HARDENED	6	EXT LG	152x100x1.5	5.98x3.94x0.059
NEW HOLLAND	5163844	PAPER	WAFFLE	32	INT TH	140x91x1.7	5.51x3.58x0.067
NEW HOLLAND	5163904	PAPER	WAFFLE	32	INT TH	140x91x1.7	5.51x3.58x0.067
NEW HOLLAND	5165954	STEEL	-	54	EXT TH	139.2x98.6x1.8	5.48x3.88x0.07
NEW HOLLAND	5167875	KIT	-	-	-	-	-
NEW HOLLAND	5184313	PAPER	3 PASS	14	INT TH	261x50x9.6	10.28x1.97x0.378
NEW HOLLAND	5187222	STEEL	-	54	EXT TH	139x99x2	5.47x3.9x0.079
NEW HOLLAND	5191497	GRAPHITE	SUNBURST	12	INT TH	327x53x10	12.87x2.09x0.393
NEW HOLLAND	5213636	STEEL	-	35	INT TH	170.9x102.9x2	6.73x4.05x0.079
NEW HOLLAND	6914431	BRONZE	WAFFLE	22	INT TH	71.7x44x2.8	2.82x1.73x0.11
NEW HOLLAND	6914432	STEEL	-	4	EXT LG	85x49.2x1.5	3.35x1.94x0.059
NEW HOLLAND	6914433	BRONZE	WAFFLE	22	INT TH	71.7x44x1.6	2.82x1.73x0.063
NEW HOLLAND	6914479	GRAPHITE	SUNBURST	27	INT TH	260x66.1x10	10.24x2.6x0.394
NEW HOLLAND	7380530	MOLYBDENUM	SPR/WAG	46	(50)IN TH	117.5x62.6x2.6	4.63x2.46x0.102
NEW HOLLAND	8603203	MOLYBDENUM	SPR/WAG	26	INT TH	147.8x75.4x3	5.82x2.97x0.118
NEW HOLLAND	8603272	MOLYBDENUM	SPR/WAG	46	(50)IN TH	117.5x62.6x2.6	4.63x2.46x0.102
NEW HOLLAND	8603277	STEEL	HARDENED	6	EXT SL	130x66.8x2.2	5.12x2.63x0.087
NEW HOLLAND	8603278	STEEL	HARDENED	6	EXT SL	130x66.8x2.3	5.12x2.63x0.091
NEW HOLLAND	8603279	STEEL	HARDENED	6	EXT SL	130x66.8x2.4	5.12x2.63x0.094
NEW HOLLAND	8603280	STEEL	HARDENED	6	EXT SL	130x66.8x2.5	5.12x2.63x0.098

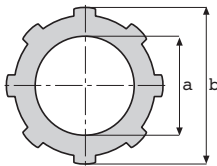
	BRAND	PART NUMBER	MATERIAL	GROOVE DETAILS	TEETH	TYPE	SIZE MM	SIZE INCH
<b>IT</b> 	NEW HOLLAND	8603411	PAPER/PLAIN	RADIAL	44	EXT TH	158.8x111.5x1.9	6.25x4.39x0.075
	NEW HOLLAND	8603412	CARBON PA	RADIAL	44	EXT TH	158.8x111.5x2.5	6.25x4.39x0.098
	NEW HOLLAND	8603413	STEEL	-	42	INT TH	150.9x102.5x2.5	5.94x4.04x0.098
<b>OL</b> 	NEW HOLLAND	8603486	STEEL	-	42	INT TH	167.8x102.5x2.5	6.61x4.04x0.098
	NEW HOLLAND	8603581	PAPER	WAF/WAG	64	INT TH	345x252.1x4.7	13.58x9.93x0.185
	NEW HOLLAND	8603582	STEEL	-	20	EXT LG	372.5x262.5x4	14.67x10.33x0.157
<b>OT</b> 	NEW HOLLAND	8603592	STEEL	HARDENED	4	EXT LG	164.8x82.4x2.9	6.49x4.24x0.114
	NEW HOLLAND	8605403	CARBON PA	RADIAL	35	EXT TH	176.5x142x2.5	6.95x5.51x0.096
	NEW HOLLAND	9564850	STEEL	-	12	EXT LG	320x268x2.5	12.6x10.55x0.098
	NEW HOLLAND	9564851	STEEL	-	29	INT TH	131.1x85.1x2	5.16x3.35x0.079
	NEW HOLLAND	9564887	BRONZE	SUNBURST	27	EXT TH	137.4x90.9x2	5.41x3.58x0.079
	NEW HOLLAND	9564888	BRONZE	SUNBURST	35	EXT TH	177.5x109x2	6.99x4.29x0.079
	NEW HOLLAND	9564934	PAPER	3 PASS	35	INT TH	179x103x3.5	7.05x4.05x0.138
	NEW HOLLAND	9567332	STEEL	-	35	INT TH	170.9x102.9x2.5	6.73x4.05x0.098
	NEW HOLLAND	9571353	BRONZE	SPR/RAD	34	INT TH	100x68.2x1.6	3.94x2.69x0.061
	NEW HOLLAND	9571354	BRONZE	WAF/WAG	45	INT TH	187x132.6x3	7.36x5.22x0.118
	NEW HOLLAND	9571369	STEEL	-	29	INT TH	131.1x85.1x1.5	5.16x3.35x0.059
	NEW HOLLAND	9580400	STEEL	-	35	INT TH	170.9x102.9x2	6.73x4.05x0.079
	NEW HOLLAND	9581438	BRONZE	SUN-PLAIN	27	EXT TH	137.4x90.9x1.6	5.41x3.58x0.063
	NEW HOLLAND	9582361	BRONZE	SUN-PLAIN	35	EXT TH	177.5x109x1.6	6.99x4.29x0.063
	NEW HOLLAND	9596286	STEEL	-	91	EXT TH	355x217x5.5	13.98x8.54x0.217
	NEW HOLLAND	9601625	STEEL	-	24	EXT TH	108.2x76.2x1.2	4.26x3x0.045
	NEW HOLLAND	9606003	PAPER	3 PASS	48	INT TH	232.7x142x4	9.16x5.59x0.157
	NEW HOLLAND	9609500	STEEL	-	81	EXT TH	243.6x152.1x2.5	9.59x5.99x0.098
	NEW HOLLAND	9609501	STEEL	-	81	EXT TH	243.5x153x3	9.59x6.02x0.118
	NEW HOLLAND	9609502	STEEL	-	81	EXT TH	243.6x152.1x2	9.59x5.99x0.079
	NEW HOLLAND	9613190	PAPER	4 PASS	42	INT TH	340x206x5.5	13.39x8.11x0.217
	NEW HOLLAND	9648797	PAPER/PLAIN	RADIAL	34	EXT TH	177.4x111.5x1.9	6.98x4.39x0.075
	NEW HOLLAND	9648798	CARBON PA	RADIAL	34	EXT TH	177.4x111.5x2.5	6.98x4.39x0.098
	NEW HOLLAND	9671205	PAPER	WAF/WAG	64	INT TH	345x252.1x4.7	13.58x9.93x0.185
	NEW HOLLAND	9687959	STEEL	HARDENED	4	EXT LG	164.8x82.4x2.9	6.49x4.24x0.114
	NEW HOLLAND	9688127	CARBON PA	RADIAL	44	EXT TH	158.8x111.5x2.5	6.25x4.39x0.098
	NEW HOLLAND	9710562	STEEL	-	20	EXT LG	372.5x262.5x2	14.67x10.33x0.079
	NEW HOLLAND	9823447	GRAPHITE	-	23	INT TH	368x79x9.6	14.49x3.11x0.376
	NEW HOLLAND	9823827	STEEL	-	60	EXT TH	154.2x113.8x2.6	6.07x4.48x0.1
	NEW HOLLAND	9843824	BRONZE	SPR/RAD	34	INT TH	100x68.2x1.6	3.94x2.69x0.061
	NEW HOLLAND	9845268	BRONZE	RADIAL	52	INT TH	148.6x107.7x2.9	5.85x4.24x0.114
	NEW HOLLAND	9966308	BRONZE	WAFFLE	22	INT TH	71.7x44x2.8	2.82x1.73x0.11
	NEW HOLLAND	9966309	STEEL	-	4	EXT LG	85x49.2x1.5	3.35x1.94x0.059
	NEW HOLLAND	9966310	BRONZE	WAFFLE	22	INT TH	71.7x44x1.6	2.82x1.73x0.063
	NEW HOLLAND	9968289	STEEL	-	26	EXT TH	143.5x89.5x2.2	5.65x3.52x0.084



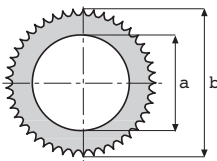
IT



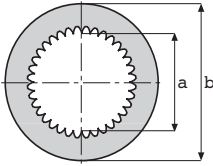
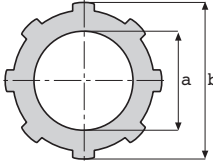
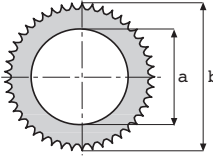



OL



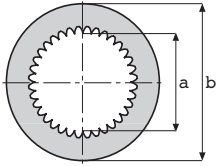
OT



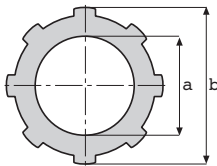
BRAND	PART NUMBER	MATERIAL	GROOVE DETAILS	TEETH	TYPE	SIZE MM	SIZE INCH
NEW HOLLAND	9968290	PAPER	2 PASS	40	INT TH	127.1x82.2x2.5	5x3.24x0.98
NEW HOLLAND	9970713	PAPER	WAFFLE	22	INT TH	165x41x4.7	6.5x1.61x0.185
NEW HOLLAND	44011292	BRONZE	-	26	INT TH	280x64x5	11.02x2.52x0.197
NEW HOLLAND	44011293	STEEL	-		EXT LGS	286x110x3	11.26x4.33x0.118
NEW HOLLAND	44019288	STEEL	-	34	INT TH	168x98x3	6.61x3.86x0.118
NEW HOLLAND	47106252	GRAPHITE	SUN/RAD	28	INT TH	242.6x56.1x4.8	9.55x2.21x0.189
NEW HOLLAND	47106254	STEEL	-	2	EXT LG	288x156x3	11.34x6.14x0.118
NEW HOLLAND	47123297	PAPER	WAFFLE	22	INT TH	204.5x53.3x4.8	8.05x2.1x0.189
NEW HOLLAND	47126358	PAPER	WAFFLE	14	INT TH	326.7x60.2x9.6	12.86x2.37x0.378
NEW HOLLAND	47126359	PAPER	3 PASS	14	INT TH	327x60x10	12.87x2.36x0.394
NEW HOLLAND	71102762	PAPER	SUNBURST	16	INT TH	201x40.5x4.9	7.91x1.59x0.192
NEW HOLLAND	71482511	PAPER	SUNBURST	16	INT TH	201x40.5x4.9	7.91x1.59x0.192
NEW HOLLAND	75287708	TAN PAPER	2 PASS	50	(52) IN TH	148.6x107.7x2.7	5.85x4.24x0.108
NEW HOLLAND	75287709	STEEL	-	60	EXT TH	154.2x113.8x1.8	6.07x4.48x0.07
NEW HOLLAND	75288736	STEEL	-	6	EXT LG	266x163x4	10.47x6.42x0.157
NEW HOLLAND	75312375	PAPER	WAFFLE	14	INT TH	245.6x58.3x4.5	9.67x2.3x0.177
NEW HOLLAND	75312847	STEEL	-	60	EXT TH	154.2x113.8x1.8	6.07x4.48x0.07
NEW HOLLAND	76043194	PAPER	WAFFLE	33	INT TH	400x122.5x6.2	15.75x4.82x0.244
NEW HOLLAND	76087703	STEEL	-	8	EXT LG	418.6x312x5	16.48x12.28x0.197
NEW HOLLAND	76087704	STEEL	-	8	EXT LG	418.6x312x10	16.48x12.28x0.394
NEW HOLLAND	79039484	BRONZE	SPR/WAG	64	INT TH	355.6x200.2x7.1	14x7.88x0.28
NEW HOLLAND	81565601	STEEL	-	60	EXT TH	154.2x113.8x1.8	6.07x4.48x0.07
NEW HOLLAND	81801897	BRONZE	SPR/RAD	45	INT TH	133.4x92.7x2.1	5.25x3.65x0.082
NEW HOLLAND	81802479	BRONZE	SPR/WAG	22	INT TH	204.5x53.3x4.8	8.05x2.1x0.19
NEW HOLLAND	81802535	STEEL	-	1	EXT LG	228.6x127x2.6	9x5x0.102
NEW HOLLAND	81802536	STEEL	-	1	EXT LG	209.3x114.3x2.7	8.24x4.5x0.106
NEW HOLLAND	81804831	BRONZE	SPIRAL	45	INT TH	133.1x92.7x1.6	5.24x3.65x0.063
NEW HOLLAND	81804832	BRONZE	SUNBURST	52	INT TH	148.6x107.4x2.3	5.85x4.23x0.09
NEW HOLLAND	81805123	STEEL	-	60	EXT TH	154.2x113.8x2.2	6.07x4.48x0.087
NEW HOLLAND	81808604	STEEL	DISHED	50	(54)EX TH	138.9x98x1.8	5.47x3.86x0.07
NEW HOLLAND	81808607	STEEL	-	60	EXT TH	154.2x113.8x1.8	6.07x4.48x0.07
NEW HOLLAND	81816970	BRONZE	SPR/RAD	45	INT TH	133.4x92.7x2.1	5.25x3.65x0.082
NEW HOLLAND	81818854	BRONZE	SPR/WAG	22	INT TH	224x53.3x4.8	8.82x2.1x0.19
NEW HOLLAND	81822308	BRONZE	SUNBURST	52	INT TH	148.6x107.4x2.3	5.85x4.23x0.09
NEW HOLLAND	81824512	STEEL	-	15	EXT LG	239.4x190.5x3	9.43x7.5x0.118
NEW HOLLAND	81824527	STEEL	-	15	EXT LG	248.8x218.4x2	9.8x8.6x0.08
NEW HOLLAND	81824528	STEEL	-	15	EXT LG	248.8x190.5x2.5	9.8x7.5x0.098
NEW HOLLAND	81825844	BRONZE	SUNBURST	52	INT TH	148.6x107.4x2.3	5.85x4.23x0.09
NEW HOLLAND	81830026	BRONZE	SUNBURST	52	INT TH	148.6x107.4x2.3	5.85x4.23x0.09
NEW HOLLAND	81833734	BRONZE	SUNBURST	80	INT TH	229.1x168.4x2	0.02x6.63x0.079
NEW HOLLAND	81864400	STEEL	-	34	EXT TH	153.9x119.8x1.8	6.06x4.72x0.071

	BRAND	PART NUMBER	MATERIAL	GROOVE DETAILS	TEETH	TYPE	SIZE MM	SIZE INCH
<b>IT</b> 	NEW HOLLAND	81865601	STEEL	-	60	EXT TH	154.2x113.8x1.8	6.07x4.48x0.07
	NEW HOLLAND	81866377	PAPER	1 PASS	63	INT TH	143.4x115.2x1.7	5.65x4.54x0.068
	NEW HOLLAND	81866478	STEEL	-	4	EXT LG	228.5x147x2.7	9x5.79x0.106
<b>OL</b> 	NEW HOLLAND	81870755	BRONZE	SUNBURST	52	INT TH	148.6x107.4x2.3	5.85x4.23x0.09
	NEW HOLLAND	81874478	STEEL	-	1	EXT SL	209.2x124x4.5	8.24x4.88x0.177
	NEW HOLLAND	81879076	STEEL	-	66	EXT TH	168x119x1.8	6.61x4.69x0.069
<b>OT</b> 	NEW HOLLAND	82001251	PAPER	2 PASS	63	INT TH	155x115x2.3	6.1x4.53x0.089
	NEW HOLLAND	82001345	STEEL	-	66	EXT TH	168x119x2	6.61x4.69x0.079
	NEW HOLLAND	82002188	STEEL	-	32	EXT TH	168x130x2	6.61x5.12x0.079
	NEW HOLLAND	82002190	STEEL	-	32	EXT TH	168x130x2.2	6.61x5.12x0.087
	NEW HOLLAND	82014455	STEEL	-	1	EXT LG	228.6x127x2.7	9x5x0.106
	NEW HOLLAND	83902572	GRAPHITE	SUNBURST	17	INT TH	368x79x9.6	14.49x3.11x0.376
	NEW HOLLAND	83908952	BRONZE	SPR/WAG	22	INT TH	204.5x53.3x4.8	8.05x2.1x0.19
	NEW HOLLAND	83917372	BRONZE	SUNBURST	52	INT TH	148.6x107.4x2.3	5.85x4.23x0.09
	NEW HOLLAND	83917372	GRAPHITE	SUNBURST	52	INT TH	148.6x107.4x2.3	5.85x4.23x0.09
	NEW HOLLAND	83918314	STEEL	-	54	EXT TH	139.2x98.6x1.8	5.48x3.88x0.07
	NEW HOLLAND	83919119	BRONZE	SPIRAL	45	INT TH	133.1x92.7x2.4	5.24x3.65x0.096
	NEW HOLLAND	83924789	BRONZE	SPR/RAD	45	INT TH	133.4x93x2.1	5.25x3.66x0.083
	NEW HOLLAND	83925696	BRONZE	RADIAL	52	INT TH	148.6x107.7x2.9	5.85x4.24x0.114
	NEW HOLLAND	83927551	STEEL	-	32	INT TH	131.5x64x1.5	5.18x2.52x0.058
	NEW HOLLAND	83930407	BRONZE	WAFFLE	22	INT TH	71.7x44x2.8	2.82x1.73x0.11
	NEW HOLLAND	83930408	STEEL	-	4	EXT LG	85x49.2x1.5	3.35x1.94x0.059
	NEW HOLLAND	83930409	BRONZE	WAFFLE	22	INT TH	71.7x44x1.6	2.82x1.73x0.063
	NEW HOLLAND	83934201	STEEL	-	35	INT TH	170.9x102.9x2	6.73x4.05x0.079
	NEW HOLLAND	83945586	BRONZE	SUNBURST	27	EXT TH	137.4x90.9x2	5.41x3.58x0.079
	NEW HOLLAND	83947188	BRONZE	WAF/RAD	80	INT TH	229.1x168.4x4.5	9.02x6.63x0.177
	NEW HOLLAND	83955538	STEEL	-	1	EXT LG	209.3x114.3x2.7	8.24x4.5x0.106
	NEW HOLLAND	83956598	STEEL	-	1	EXT LG	228.6x146.1x2.6	9x5.75x0.102
	NEW HOLLAND	83956599	BRONZE	SPR/WAG	22	INT TH	224x53.3x4.8	8.82x2.1x0.19
	NEW HOLLAND	83956644	PAPER	-		BRK BAND	210.1x19.1x1.5	8.27x0.75x0.058
	NEW HOLLAND	83958330	STEEL	-	60	EXT TH	154.2x113.8x2.6	6.07x4.48x0.1
	NEW HOLLAND	83958468	-	-	-	-	-	-
	NEW HOLLAND	83959620	BRONZE	SPR/WAG	22	INT TH	224x53.3x4.8	8.82x2.1x0.19
	NEW HOLLAND	83959626	BRONZE	SPR/WAG	22	INT TH	224x53.3x4.8	8.82x2.1x0.19
	NEW HOLLAND	83959970	PAPER	WAFFLE	22	INT TH	204.5x53.3x4.8	8.05x2.1x0.189
	NEW HOLLAND	83959971	STEEL	-	1	EXT SL	236x85x2.7	9.29x3.35x0.106
	NEW HOLLAND	83962386	BRONZE	SPR/WAG	36	INT TH	133.5x90x2.5	5.26x3.54x0.098
	NEW HOLLAND	83962387	STEEL	-	54	EXT TH	139.5x98.5x1.8	5.49x3.88x0.069
	NEW HOLLAND	83981343	TAN PAPER	2 PASS	50	(52) IN TH	148.6x107.7x2.7	5.85x4.24x0.108
	NEW HOLLAND	83983209	BRONZE	SPR/WAG	22	INT TH	204.5x53.3x4.8	8.05x2.1x0.19
	NEW HOLLAND	83985647	PAPER	2 PASS	36	INT TH	133.5x90x2.4	5.26x3.54x0.096

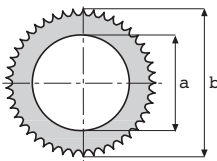
IT



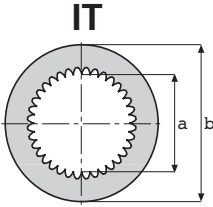
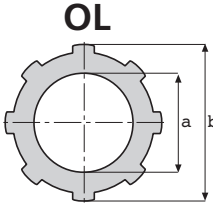
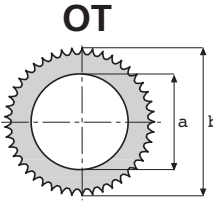

OL



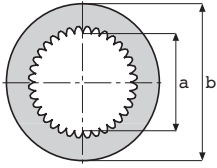
OT



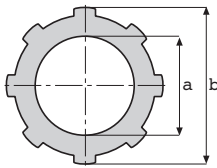
BRAND	PART NUMBER	MATERIAL	GROOVE DETAILS	TEETH	TYPE	SIZE MM	SIZE INCH
NEW HOLLAND	83985648	STEEL	-	54	EXT TH	139.5x98.5x1.8	5.49x3.88x0.069
NEW HOLLAND	83985649	STEEL	-	54	EXT TH	139.5x98.5x1.6	5.49x3.88x0.063
NEW HOLLAND	83989830	BRONZE	SPRWAG	22	INT TH	224x53.3x4.8	8.82x2.1x0.19
NEW HOLLAND	83997678	STEEL	-	4	EXT LG	228.5x147x2.7	9x5.79x0.106
NEW HOLLAND	84177629	STEEL	HARDENED	6	EXT LG	152x100x1.5	5.98x3.94x0.059
NEW HOLLAND	84201664	GRAPHITE	SUNBURST	14	INT TH	328x90x9.5	12.91x3.54x0.374
NEW HOLLAND	85807004	STEEL	-	3	EXT LG	216.9x144x2.7	8.54x5.67x0.106
NEW HOLLAND	85807016	PAPER	SUNBURST	16	INT TH	201x40.5x4.9	7.91x1.59x0.192
NEW HOLLAND	85808315	PAPER	2 PASS	36	INT TH	223x71x4.9	8.78x2.8x0.191
NEW HOLLAND	85808316	END PLATE	-	64	EXT TH	230x152.5x5	9.06x6x0.197
NEW HOLLAND	85808317	END PLATE	-	32	(64)EX TH	230x152.5x10.8	9.06x6x0.397
NEW HOLLAND	85808338	PAPER	2 PASS/PLAIN	54	EXT TH	139x99x2	5.47x3.9x0.077
NEW HOLLAND	85808339	STEEL	-	45	INT TH	133x92.7x2	5.24x3.65x0.079
NEW HOLLAND	85808340	PAPER	2 PASS	54	EXT TH	139x99x2.7	5.47x3.9x0.104
NEW HOLLAND	85827747	PAPER	2 PASS	36	INT TH	223x71x4.9	8.78x2.8x0.191
NEW HOLLAND	85827748	END PLATE	-	64	EXT TH	230x151x9	9.06x5.94x0.354
NEW HOLLAND	85999292	BRONZE	SPIRAL	45	INT TH	133.1x92.7x1.6	5.24x3.65x0.063
NEW HOLLAND	86014786	CARBON PA	SUNBURST	15	INT TH	367.8x87.5x9.4	14.48x3.44x0.37
NEW HOLLAND	86014787	GRAPHITE	SUNBURST	17	INT TH	368x79x9.6	14.49x3.11x0.376
NEW HOLLAND	86020643	BRONZE	RADIAL	52	INT TH	148.6x107.7x2.9	5.85x4.24x0.114
NEW HOLLAND	86029058	TAN PAPER	2 PASS	50	(52) IN TH	148.6x107.7x2.7	5.85x4.24x0.108
NEW HOLLAND	86500733	TAN PAPER	2 PASS	50	(52) IN TH	148.6x107.7x2.7	5.85x4.24x0.108
NEW HOLLAND	86502577	PAPER	WAFFLE		PAD	-	-
NEW HOLLAND	86502678	PAPER	WAFFLE		PAD	-	-
NEW HOLLAND	86505508	STEEL	-	41	INT TH	262x84x6	10.31x3.31x0.236
NEW HOLLAND	86505509	STEEL	-	54	INT TH	262x68x6	10.31x2.68x0.236
NEW HOLLAND	86529646	BRONZE	SPRWAG	22	INT TH	204.5x53.3x4.8	8.05x2.1x0.19
NEW HOLLAND	86990276	PAPER	2 PASS	48	INT TH	140.8x98.9x2	5.54x3.89x0.079
NEW HOLLAND	87305713	PAPER	WAFFLE	22	INT TH	204.5x53.3x4.8	8.05x2.1x0.189
NEW HOLLAND	87308018	STEEL	-	1	EXT SL	209.2x124x4.5	8.24x4.88x0.177
NEW HOLLAND	87341835	PAPER	WAF/WAG	64	INT TH	345x252.1x4.7	13.58x9.93x0.185
NEW HOLLAND	87365252	PAPER	WAF/WAG	64	INT TH	345x252.1x4.7	13.58x9.93x0.185
NEW HOLLAND	87441328	STEEL	-	20	EXT LG	372.5x262.5x2	14.67x10.33x0.079
NEW HOLLAND	87454125	STEEL	HARDENED	4	EXT LG	189.8x92.1x3	7.47x3.63x0.118
NEW HOLLAND	87454126	STEEL	HARDENED	4	EXT LG	189.8x92.1x2.7	7.47x3.63x0.106
NEW HOLLAND	87454127	STEEL	HARDENED	4	EXT LG	189.8x92.1x2.9	7.47x3.63x0.114
NEW HOLLAND	87454128	STEEL	HARDENED	4	EXT LG	189.8x92.1x3.1	7.47x3.63x0.122
NEW HOLLAND	87454129	STEEL	HARDENED	4	EXT LG	189.8x92.1x3.2	7.47x3.63x0.126
NEW HOLLAND	87454130	STEEL	HARDENED	4	EXT LG	189.8x92.1x3.3	7.47x3.63x0.13
NEW HOLLAND	87454841	PAPER	WAFFLE	78	INT TH	446x312x4.8	17.56x12.28x0.187
NEW HOLLAND	87454847	STEEL	-	20	EXT LG	473x322x4	18.62x12.68x0.157

	BRAND	PART NUMBER	MATERIAL	GROOVE DETAILS	TEETH	TYPE	SIZE MM	SIZE INCH
IT 	NEW HOLLAND	87516068	CARBON CLOTH	WAFFLE	14	INT TH	326.5x60.2x9.8	12.85x2.37x0.386
	NEW HOLLAND	87518036	BRONZE	SPR/WAG	22	INT TH	224x53.3x4.8	8.82x2.1x0.19
	NEW HOLLAND	87521418	BRONZE	WAF/WAG	64	INT TH	345x252x3.8	13.58x9.92x0.15
OL 	NEW HOLLAND	87521419	STEEL	HARDENED	20	EXT LG	374x262x2.4	14.72x10.31x0.094
	NEW HOLLAND	87521431	STEEL	HARDENED	4	EXT LG	164.8x82.4x2.9	6.49x4.24x0.114
	NEW HOLLAND	87521432	STEEL	HARDENED	4	EXT LG	164.8x82.4x3	6.49x4.24x0.118
OT 	NEW HOLLAND	87525157	PAPER	3 PASS	14	INT TH	327x60x10	12.87x2.36x0.394
	NEW HOLLAND	87530788	KIT	-	-	-	-	-
	NEW HOLLAND	87530795	KIT	-	-	-	-	-
	NEW HOLLAND	87582473	STEEL	-	45	INT TH	185x132.7x4	7.28x5.22x0.157
	NEW HOLLAND	87582474	STEEL	-	45	INT TH	185x132.7x3.5	7.28x5.22x0.138
	NEW HOLLAND	87582475	STEEL	-	45	INT TH	185x132.7x2.5	7.28x5.22x0.098
	NEW HOLLAND	87582476	STEEL	-	45	INT TH	185x132.7x3	7.28x5.22x0.118
	NEW HOLLAND	87588632	PAPER/STL	WAFFLE	20	EXT LG	373.4x262.6x3.4	14.7x10.34x0.134
	NEW HOLLAND	87602403	STEEL	HARDENED	48	EXT TH	99.5x77.2x1.1	3.92x3.04x0.043
	NEW HOLLAND	87602404	BRONZE	WAFFLE	37	INT TH	93.8x72.5x2.3	3.69x2.85x0.091
	NEW HOLLAND	87622084	STEEL	-	6	EXT LG	158x107.2x1.2	6.22x4.22x0.047
	NEW HOLLAND	87625345	CARBON PA	3 PASS	54	INT TH	324.3x224.4x5	12.77x8.83x0.197
	NEW HOLLAND	87625346	STEEL	-	4	EXT LG	348.7x243.5x5	13.73x9.59x0.197
	NEW HOLLAND	87701327	5 X PAPER + 5 X STEEL	-	-	-	-	-
	NEW HOLLAND	87708433	STEEL	-	3	EXT SL	335.5x188.4x5	13.21x7.42x0.197
	NEW HOLLAND	87708434	PAPER	WAFFLE	15	INT TH	289x43x6.7	11.38x1.69x0.262
	NEW HOLLAND	87708435	STEEL	-	3	EXT SL	335.5x188.4x8	13.21x7.42x0.315
	NEW HOLLAND	87723854	GRAPHITE	SUN/RAD	28	INT TH	242.6x56.1x4.8	9.55x2.21x0.189
	NEW HOLLAND	87723855	STEEL	-	2	EXT LG	288x156x3	11.34x6.14x0.118
	NEW HOLLAND	87738316	STEEL	-	6	EXT LG	158x107.2x2	6.22x4.22x0.079
	NEW HOLLAND	87774810	STEEL	-	6	EXT LG	158x107.2x1.2	6.22x4.22x0.047
	NEW HOLLAND	87774811	PAPER	2 PASS	48	INT TH	140.8x98.9x2	5.54x3.89x0.079
	NEW HOLLAND	89823447	GRAPHITE	SUNBURST	17	INT TH	368x79x9.6	14.49x3.11x0.376
	NEW HOLLAND	89823827	STEEL	-	60	EXT TH	154.2x113.8x2.6	6.07x4.48x0.1
	NEW HOLLAND	83930407	BRONZE	WAFFLE	22	INT TH	71.7x44x2.8	2.82x1.73x0.11
	NEW HOLLAND	83930408	STEEL	-	4	EXT LG	85x49.2x1.5	3.35x1.94x0.059
	NEW HOLLAND	83930409	BRONZE	WAFFLE	22	INT TH	71.7x44x1.6	2.82x1.73x0.063
	NISSAN	31530-50K00	1 X FM2061	1 X FM2074MP	-	-	-	-
	NISSAN	31532-22H00	BRONZE	SUNBURST	41	INT TH	125x68.6x2.6	4.92x2.7x0.102
	NISSAN	31532-22H01	BRONZE	SUNBURST	41	INT TH	125x68.6x2.6	4.92x2.7x0.102
	NISSAN	31532-25H00	PAPER	2 PASS	41	INT TH	125x68.6x2.6	4.92x2.7x0.102
NISSAN	31532-25H01	PAPER	2 PASS	41	INT TH	125x68.6x2.6	4.92x2.7x0.102	
NISSAN	31532-40K00	PAPER	2 PASS	41	INT TH	125x68.6x2.6	4.92x2.7x0.102	
NISSAN	31532-4G000	PAPER	2 PASS	41	INT TH	125x68.6x2.6	4.92x2.7x0.102	

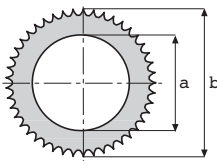
IT



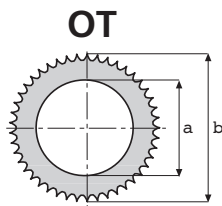
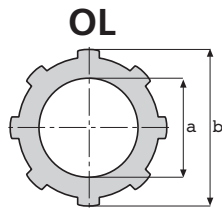
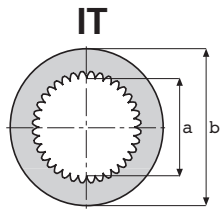
OL



OT

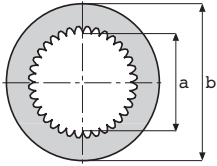


BRAND	PART NUMBER	MATERIAL	GROOVE DETAILS	TEETH	TYPE	SIZE MM	SIZE INCH
NISSAN	31532-41K00	PAPER	2 PASS	41	INT TH	125x68.6x2.6	4.92x2.7x0.102
NISSAN	31532-51H00	PAPER	2 PASS	38	INT TH	133.6x77x2.8	5.26x3.03x0.11
NISSAN	31532-53H00	PAPER	WAFFLE	38	INT TH	158x95.2x2.7	6.22x3.75x0.106
NISSAN	31532-FJ100	PAPER	2 PASS	41	INT TH	125x68.6x2.6	4.92x2.7x0.102
NISSAN	31532-GL00A	PAPER	WAFFLE	38	INT TH	133.6x77x3	5.26x3.03x0.116
NISSAN	31532-L1000	BRONZE	SUNBURST	41	INT TH	125x68.6x2.6	4.92x2.7x0.102
NISSAN	31532-L1500	PAPER	2 PASS	41	INT TH	125x68.6x2.6	4.92x2.7x0.102
NISSAN	31532-L6000	PAPER	2 PASS	38	INT TH	133.6x77x2.8	5.26x3.03x0.11
NISSAN	31534-25H00	STEEL	DISHED	42	EXT TH	131.4x80x2	5.17x3.15x0.079
NISSAN	31536-22H00	STEEL	-	42	EXT TH	131.4x77.2x1.8	5.17x3.04x0.071
NISSAN	31536-25H00	STEEL	-	42	EXT TH	131.4x80x1.6	5.17x3.15x0.063
NISSAN	31536-41K00	STEEL	-	24	EXT TH	132x80x1.6	5.2x3.15x0.063
NISSAN	31536-4G000	STEEL	-	8	EXT LG	131.6x80x1.6	5.18x3.15x0.063
NISSAN	31536-53H00	STEEL	-	64	EXT TH	164.3x107x2	6.47x4.21x0.079
NISSAN	31536-FJ100	STEEL	-	24	EXT TH	132x80x1.6	5.2x3.15x0.063
NISSAN	31536-GL00A	STEEL	-	34	EXT TH	143x87.5x2.3	5.63x3.44x0.09
NISSAN	31536-L1002	STEEL	-	8	EXT LG	131.6x80x1.6	5.18x3.15x0.063
NISSAN	31536-L1500	STEEL	-	8	EXT LG	131.6x80x1.6	5.18x3.15x0.063
NISSAN	31536-L6000	STEEL	-	8	EXT LG	149.9x87.4x2.3	5.9x3.44x0.091
NISSAN	31536-L6001	STEEL	-	8	EXT LG	149.9x87.4x2.3	5.9x3.44x0.091
NISSAN	31536-L9060	STEEL	-	54	EXT TH	139.5x87.3x2.3	5.49x3.44x0.091
NISSAN	31537-25H02	STEEL	-	42	EXT TH	131.4x80x4.4	5.17x3.15x0.171
NISSAN	31537-25H04	END PLATE	-	42	EXT TH	131.4x80x4.7	5.17x3.15x0.186
NISSAN	31537-40K00	STEEL	-	8	EXT LG	131x77x3	5.16x3.03x0.118
NISSAN	31537-L1000	STEEL	-	8	EXT LG	131x77x4	5.16x3.03x0.157
NISSAN	31537-L1002	STEEL	-	8	EXT LG	130.8x77x3.5	5.15x3.03x0.137
NISSAN	44060-GA10A	BRONZE	SUNBURST	27	INT TH	112x78.5x1.8	4.41x3.09x0.069
NISSAN	44063-GA10A	STEEL	-	4	EXT LG	133.7x86.2x1.7	5.26x3.39x0.068
SENNENBOGEN	15968	STEEL	-	24	EXT TH	108.2x76.2x1.2	4.26x3x0.045
SENNENBOGEN	22961	BRONZE	WAF/WAG	45	INT TH	187x132.6x3	7.36x5.22x0.118
SENNENBOGEN	23946	PAPER	3 PASS	48	INT TH	232.7x142x4	9.16x5.59x0.157
SENNENBOGEN	29261	STEEL	-	67	(70)EX TH	191x130x2	7.52x5.12x0.079
SENNENBOGEN	29262	STEEL	-	67	(70)EX TH	191x130x2.5	7.52x5.12x0.098
SENNENBOGEN	29263	STEEL	-	67	(70)EX TH	191x130x3	7.52x5.12x0.118
SENNENBOGEN	29264	PAPER	3 PASS	35	INT TH	179x103x3.5	7.05x4.05x0.138
SENNENBOGEN	39934	STEEL	-	81	EXT TH	243.6x152.1x2	9.59x5.99x0.079
SENNENBOGEN	39935	PAPER	3 PASS	48	INT TH	232.7x142x4	9.16x5.59x0.157
TEREX	9398051	PAPER	RADIAL	18	INT TH	329x285x3	12.96x11.24x0.117
TEREX	9398081	BRONZE	SUNBURST	27	EXT TH	137.4x90.9x2	5.41x3.58x0.079

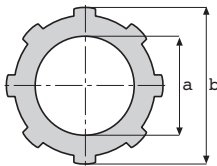


BRAND	PART NUMBER	MATERIAL	GROOVE DETAILS	TEETH	TYPE	SIZE MM	SIZE INCH
TEREX	9398104	STEEL	-	29	INT TH	131.1x85.1x2	5.16x3.35x0.079
TEREX	9398105	STEEL	-	29	INT TH	131.1x85.1x2.5	5.16x3.35x0.098
TEREX	9398107	STEEL	-	29	INT TH	131.1x85.1x1.5	5.16x3.35x0.059
TEREX	9398112	BRONZE	SUNBURST	35	EXT TH	177.5x109x2	6.99x4.29x0.079
TEREX	9398144	STEEL	-	35	INT TH	170.9x102.9x2.5	6.73x4.05x0.098
TEREX	9398148	STEEL	-	35	INT TH	170.9x102.9x1.5	6.73x4.05x0.059
TEREX	9398591	MOLYBDENUM	SPR/WAG	26	INT TH	147.8x75.4x3	5.82x2.97x0.118
TEREX	9399455	BRONZE	SPR/RAD	42	EXT TH	212.5x154.5x2.5	8.37x6.08x0.098
TEREX	9399470	BRONZE	SPR/RAD	75	INT TH	373.2x295.5x3.3	14.69x11.63x0.128
TEREX	9399534	STEEL	-	37	INT TH	204.6x143.8x2	8.06x5.66x0.079
TEREX	9399545	STEEL	-	14	EXT SL	399.5x310.3x3	15.73x12.22x0.118
TEREX	15000717	PAPER	3 PASS	99	(102)IN TH	715.3x511.3x5.1	28.16x20.13x0.2
TEREX	15000719	STEEL	-	140	(144)EX TH	737.9x539.8x2.5	29.05x21.25x0.1
TEREX	15000720	CORK	-	140	(144)EX TH	737.9x539.8x6.9	29.05x21.25x0.27
TEREX	15235882	PAPER	3 PASS	99	(102)IN TH	715.3x511.3x5.1	28.16x20.13x0.2
TEREX	15248874	PAPER	3 PASS	92	INT TH	650x460x5.1	25.59x18.11x0.201
TEREX	15248888	STEEL	-	132	EXT TH	677.7x492.6x2.4	26.68x19.39x0.094
TEREX	15248889	CORK	-	132	EXT TH	677.7x492.6x6.9	26.68x19.39x0.272
TEREX	15265538	PAPER	RADIAL	30	INT LG	329x285x3	12.96x11.24x0.117
TEREX	15267525	BRONZE	SUN-PLAIN	35	EXT TH	177.5x109x1.6	6.99x4.29x0.063
TEREX	15267531	PAPER	RADIAL	30	INT LG	329x285x3	12.96x11.24x0.117
TEREX	15267537	BRONZE	SUN-PLAIN	27	EXT TH	137.4x90.9x1.6	5.41x3.58x0.063
TEREX	15269366	STEEL	-	45	INT TH	185x132.7x2.5	7.28x5.22x0.098
TEREX	15269367	STEEL	-	45	INT TH	185x132.7x3	7.28x5.22x0.118
TEREX	15269368	STEEL	-	45	INT TH	185x132.7x3.5	7.28x5.22x0.138
TEREX	15269369	STEEL	-	45	INT TH	185x132.7x4	7.28x5.22x0.157
TEREX	15269370	BRONZE	SUNBURST	64	EXT TH	196x142x2.5	7.72x5.59x0.096
TEREX	15269371	BRNZ/PLN	SUNBURST	64	EXT TH	196x142x2	7.72x5.59x0.077
TEREX	15269372	STEEL	-	45	INT TH	170x132.7x2.5	6.69x5.22x0.098
TEREX	15269373	STEEL	-	45	INT TH	170x132.7x2	6.69x5.22x0.077
TEREX	15269375	STEEL	-	45	INT TH	170x132.7x3	6.69x5.22x0.118
TEREX	15269376	STEEL	-	45	INT TH	170x132.7x3.5	6.69x5.22x0.138
TEREX	15269377	BRONZE	SPR/RAD	35	EXT TH	176.5x142x2.5	6.95x5.51x0.096
TEREX	15269378	BRNZ/PLN	SPR/RAD	35	EXT TH	176.5x142x2	6.95x5.51x0.077
TEREX	15271592	STEEL	-	45	INT TH	185x132.7x4	7.28x5.22x0.157
TEREX	15271593	STEEL	-	45	INT TH	185x132.7x2.5	7.28x5.22x0.098
TEREX	15271594	STEEL	-	45	INT TH	185x132.7x3	7.28x5.22x0.118
TEREX	15271595	STEEL	-	45	INT TH	185x132.7x3.5	7.28x5.22x0.138
TEREX	15271597	STEEL	-	45	INT TH	185x132.7x2	7.28x5.22x0.077
TEREX	15271598	CARBON PA	RADIAL	64	EXT TH	196x142x2.6	7.72x5.59x0.1
TEREX	15271599	CARBON PA	RADIAL/PLAIN	64	EXT TH	196x142x2	7.72x5.59x0.079

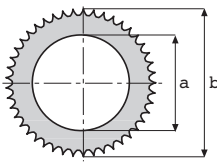
IT



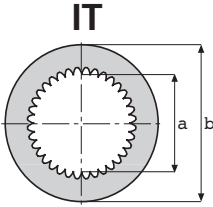
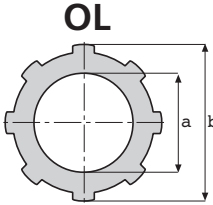
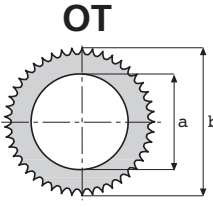



OL



OT

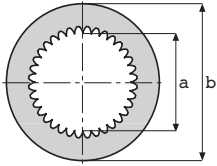


BRAND	PART NUMBER	MATERIAL	GROOVE DETAILS	TEETH	TYPE	SIZE MM	SIZE INCH
TEREX	15271600	STEEL	-	45	INT TH	170x132.7x2.5	6.69x5.22x0.098
TEREX	15271601	STEEL	-	45	INT TH	170x132.7x3	6.69x5.22x0.118
TEREX	15271602	STEEL	-	45	INT TH	170x132.7x2.5	6.69x5.22x0.098
TEREX	15271603	STEEL	-	45	INT TH	170x132.7x2	6.69x5.22x0.077
TEREX	15271604	CARBON PA	RADIAL	35	EXT TH	176.5x142x2.5	6.95x5.51x0.096
TEREX	15271605	CARBON PA	RADIAL/PLAIN	35	EXT TH	176.5x142x1.9	6.95x5.51x0.073
TEREX	15272500	PAPER/PLAIN	RADIAL	34	EXT TH	177.4x111.5x1.9	6.98x4.39x0.075
TEREX	15272501	CARBON PA	RADIAL	34	EXT TH	177.4x111.5x2.5	6.98x4.39x0.098
TEREX	15272502	STEEL	-	42	INT TH	167.8x102.5x2.5	6.61x4.04x0.098
TEREX	15272537	PAPER/PLAIN	RADIAL	44	EXT TH	158.8x111.5x1.9	6.25x4.39x0.075
TEREX	15272538	CARBON PA	RADIAL	44	EXT TH	158.8x111.5x2.5	6.25x4.39x0.098
TEREX	15272539	STEEL	-	42	INT TH	150.9x102.5x2.5	5.94x4.04x0.098
TEREX	15273279	STEEL	HARDENED	4	EXT LG	189.8x92.1x2.9	7.47x3.63x0.114
TEREX	15273282	STEEL	HARDENED	4	EXT LG	189.8x92.1x3.3	7.47x3.63x0.13
TEREX	15273283	MOLYBDENUM	SPRWAG	40	INT TH	172x84.1x3	6.77x3.31x0.118
TEREX	15275520	GRAPHITE	SUNBURST	34	(38)IN TH	456.7x313.7x7.8	17.98x12.35x0.308
TEREX	15275521	STEEL	-	30	(55)EX TH	474x338.6x4.7	18.66x13.33x0.185
TEREX	15275704	PAPER	WAFFLE	78	INT TH	446x312x4.8	17.56x12.28x0.187
TEREX	15275705	STEEL	-	20	EXT LG	473x322x4	18.62x12.68x0.157
TEREX	15275784	CARBON PA	RADIAL	34	EXT TH	177.4x111.5x2.5	6.98x4.39x0.098
TEREX	15302796	PAPER	3 PASS	99	(102)IN TH	715.3x511.3x5.1	28.16x20.13x0.2
TEREX	15302797	STEEL	-	140	(144)EX TH	737.9x539.8x2.5	29.05x21.25x0.1
TEREX	15302798	CORK	-	140	(144)EX TH	737.9x539.8x6.9	29.05x21.25x0.27
TEREX	15500384	BRONZE	SPR/RAD	34	INT TH	100x68.2x1.6	3.94x2.69x0.061
TEREX	15500385	STEEL	-	24	EXT TH	108.2x76.2x1.2	4.26x3x0.045
TEREX	15501612	GRAPHITE	SUNBURST	45	(54)IN TH	298x106x5	11.73x4.17x0.197
TEREX	15501754	STEEL	-	6	EXT LG	334x225x3	13.15x8.86x0.118
TEREX	15501082	STEEL	HARDENED	6	EXT SL	130x66.8x2.2	5.12x2.63x0.087
TEREX	15501083	STEEL	HARDENED	6	EXT SL	130x66.8x2.3	5.12x2.63x0.091
TEREX	15501084	STEEL	HARDENED	6	EXT SL	130x66.8x2.4	5.12x2.63x0.094
TEREX	15501085	STEEL	HARDENED	6	EXT SL	130x66.8x2.5	5.12x2.63x0.098
TEREX	15501087	MOLYBDENUM	SPRWAG	46	(50)IN TH	117.5x62.6x2.6	4.63x2.46x0.102
TEREX	15502718	PAPER	WAFFLE	49	(58)IN TH	297.5x116.2x5	11.71x4.57x0.197
TEREX	22833701	MOLYBDENUM	SPRWAG	46	(50)IN TH	117.5x62.6x2.6	4.63x2.46x0.102
TEREX	22833706	STEEL	HARDENED	6	EXT SL	130x66.8x2.2	5.12x2.63x0.087
TEREX	7-126-479	PAPER	2 PASS	33	INT TH	117.9x68.1x2.2	4.65x2.68x0.087
TEREX	7-229-649	PAPER	2 PASS	33	INT TH	117.9x68.1x2.2	4.65x2.68x0.087
TEREX	V007483	BRONZE	SPRAL	27	EXT TH	84.2x58.5x1.8	3.31x2.3x0.071
TEREX	V007484	STEEL	-	28	INT TH	76.7x54.2x1	3.02x2.13x0.039
TEREX	V008887	BRONZE	WAFFLE	54	EXT TH	109.5x81.6x1.9	4.31x3.21x0.075
TEREX	V008888	STEEL	-	52	INT TH	102x77x1.5	4.02x3.03x0.059

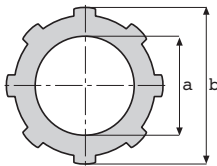
	BRAND	PART NUMBER	MATERIAL	GROOVE DETAILS	TEETH	TYPE	SIZE MM	SIZE INCH
     	TOYOTA	32153-32381-71	BRONZE	SUNBURST	43	INT TH	173.8x103x2.5	6.84x4.06x0.098
	TOYOTA	32158-33900-71	PAPER	WAFFLE	38	INT TH	158x95.2x2.7	6.22x3.75x0.106
	TOYOTA	32159-33900-71	STEEL	-	64	EXT TH	164.3x107x2	6.47x4.21x0.079
	TOYOTA	32343-30520-71	PAPER	2 PASS	29	INT TH	155x89x2.6	6.1x3.5x0.102
	TOYOTA	32344-30520-71	STEEL	-	52	EXT TH	161.5x100x2.3	6.36x3.94x0.091
	TOYOTA	32411-23630-71	STEEL	-	6	EXT LG	143.5x88.5x2	5.65x3.48x0.079
	TOYOTA	32412-22030-71	STEEL	-	12	EXT LG	165.6x100.1x2	6.52x3.94x0.079
	TOYOTA	32412-23630-71	PAPER	WAFFLE	30	INT TH	131x79.2x2.6	5.16x3.12x0.102
	TOYOTA	32412-33900-71	PAPER	2 PASS	34	INT TH	173x105x2.6	6.81x4.13x0.102
	TOYOTA	32413-31710-71	STEEL	-	18	EXT LG	165.5x100x2	6.52x3.94x0.079
	TOYOTA	32416-23011-71	STEEL	-	28	(35)EX TH	139x91.2x1.6	5.47x3.59x0.063
	TOYOTA	32425-U2170-71	STEEL	-	8	EXT LG	139.2x88.4x2	5.48x3.48x0.079
	TOYOTA	32425-23330-71	STEEL	-	8	EXT LG	139.2x88.4x2	5.48x3.48x0.079
	TOYOTA	32431-12010-71	STEEL	-	8	EXT LG	161.3x114.3x1.8	6.35x4.5x0.071
	TOYOTA	32431-10510-71	STEEL	-	8	EXT LG	136.4x88.1x1.2	5.37x3.47x0.047
	TOYOTA	32431-12050-71	STEEL	-	8	EXT LG	161.3x114.3x1.8	6.35x4.5x0.071
	TOYOTA	32431-22010-71	STEEL	DISHED	8	EXT LG	161.3x114.3x2.3	6.35x4.5x0.091
	TOYOTA	32431-23330-71	STEEL	NOTCHES	6	EXT LG	143.5x88.5x2	5.65x3.48x0.079
	TOYOTA	32431-23630-71	STEEL	-	6	EXT LG	143.5x88.5x2	5.65x3.48x0.079
	TOYOTA	32432-10510-71	STEEL	DISHED	8	EXT LG	136.4x88.1x1.2	5.37x3.47x0.047
	TOYOTA	32432-12010-71	PAPER	WAFFLE	30	INT TH	131x79.2x3	5.16x3.12x0.118
	TOYOTA	32432-12030-71	PAPER	2 PASS	42	INT TH	149.4x107.7x2.6	5.88x4.24x0.102
	TOYOTA	32432-12050-71	PAPER	2 PASS	42	INT TH	149.4x107.7x2.9	5.88x4.24x0.115
	TOYOTA	32432-12051-71	PAPER	2 PASS	42	INT TH	149.4x107.7x2.9	5.88x4.24x0.115
	TOYOTA	32432-22010-71	PAPER	2 PASS	37	INT TH	155.7x87.9x2.9	6.13x3.46x0.114
	TOYOTA	32432-22011-71	PAPER	2 PASS	37	INT TH	155.7x87.9x2.9	6.13x3.46x0.114
	TOYOTA	32432-22030-71	PAPER	2 PASS	37	INT TH	155.7x87.9x2.6	6.13x3.46x0.102
	TOYOTA	32432-23010-71	PAPER	WAFFLE	30	INT TH	131x79.2x3	5.16x3.12x0.118
	TOYOTA	32432-32890-71	PAPER	2 PASS	37	INT TH	155.7x87.9x2.6	6.13x3.46x0.102
	TOYOTA	32433-10510-71	BRONZE	SUNBURST	30	INT TH	124.5x79.2x2.9	4.9x3.12x0.115
	TOYOTA	32439-23630-71	STEEL	DISHED	6	EXT LG	143.3x88.3x2.3	5.64x3.48x0.091
	TOYOTA	32442-12620-71	PAPER	2 PASS	41	INT TH	125x68.6x2.6	4.92x2.7x0.102
	TOYOTA	32442-U1130-71	PAPER	2 PASS	41	INT TH	125x68.6x2.6	4.92x2.7x0.102
TOYOTA	32444-23330-71	STEEL	DISHED	6	EXT LG	143.3x88.3x2.3	5.64x3.48x0.091	
TOYOTA	32451-33060-71	STEEL	-	8	EXT LG	161.3x114.3x1.9	6.35x4.5x0.075	
TOYOTA	32452-33060-71	PAPER	2 PASS	42	INT TH	149.4x107.7x2.6	5.88x4.24x0.102	
TOYOTA	32461-23030-71	PAPER	2 PASS	42	INT TH	149.4x107.7x2.6	5.88x4.24x0.102	
TOYOTA	32461-23330-71	PAPER	WAFFLE	30	INT TH	131x79.2x2.6	5.16x3.12x0.102	
TOYOTA	32461-23630-71	PAPER	WAFFLE	30	INT TH	131x79.2x2.6	5.16x3.12x0.102	
TOYOTA	32461-23830-71	PAPER	WAFFLE	30	INT TH	131x79.2x2.6	5.16x3.12x0.102	
TOYOTA	32461-F2100-71	PAPER	WAFFLE	30	INT TH	131x79.2x2.6	5.16x3.12x0.102	



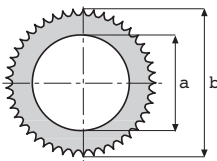
IT



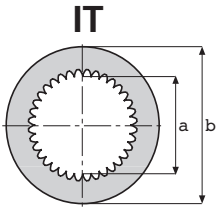
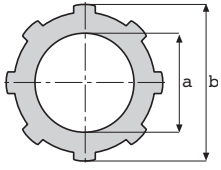
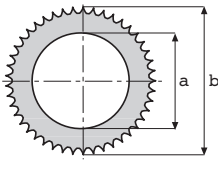

OL



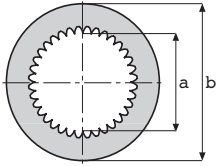
OT



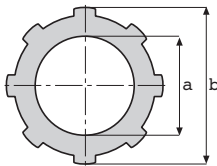
BRAND	PART NUMBER	MATERIAL	GROOVE DETAILS	TEETH	TYPE	SIZE MM	SIZE INCH
TOYOTA	32482-33900-71	STEEL	-	12	EXT LG	183.4x118x2	7.22x4.65x0.079
TOYOTA	32551-31190-71	BRONZE	SUN/WAG	43	INT TH	173.8x103x2.5	6.84x4.06x0.098
TOYOTA	35634-3400-A	PAPER	WAFFLE	30	INT TH	131x79.2x2.6	5.16x3.12x0.102
TOYOTA	35634-3700	PAPER	WAFFLE	30	INT TH	131x79.2x2.6	5.16x3.12x0.102
TOYOTA	40511-20060-71	PAPER	WAFFLE	41	INT TH	125x68.6x2.9	4.92x2.7x0.114
TOYOTA	40512-20060-71	STEEL	-	8	EXT LG	131.6x77.2x1	5.18x3.04x0.039
TOYOTA	40516-40120-71	BRONZE	SPR/RAD	43	INT TH	173.8x103x3	6.84x4.06x0.118
TOYOTA	40517-40120-71	STEEL	BLACK	12	EXT LG	183.4x118x1.6	7.22x4.65x0.063
TOYOTA	40521-30260-71	PAPER	2 PASS	37	INT TH	155.7x87.9x2.9	6.13x3.46x0.114
TOYOTA	40521-30261-71	PAPER	2 PASS	37	INT TH	155.7x87.9x2.6	6.13x3.46x0.102
TOYOTA	40521-30261-71	BRONZE	SUNBURST	37	INT TH	155.7x87.9x2.6	6.13x3.46x0.102
TOYOTA	40522-30261-71	STEEL	-	12	EXT LG	165.6x100.1x2	6.52x3.94x0.079
TOYOTA	40586-40120-71	BRONZE	SUNBURST	43	INT TH	173.8x103x2.5	6.85x4.06x0.102
TOYOTA	40587-40120-71	STEEL	BLACK	12	EXT LG	183.4x118x2	7.22x4.65x0.079
TOYOTA	40615-20060-71	BRONZE	SUNBURST	41	INT TH	125x68.6x2.6	4.92x2.7x0.102
TOYOTA	40615-20060-71	PAPER	2 PASS	41	INT TH	125x68.6x2.6	4.92x2.7x0.102
TOYOTA	40616-20060-71	STEEL	-	8	EXT LG	131.6x80x1.6	5.18x3.15x0.063
TWIN DISC	2215E	BRONZE	WAFFLE	6	EXT LG	84x63.5x2.5	3.31x2.5x0.098
TWIN DISC	B3060A	BRONZE	RADIAL	68	EXT TH	112.3x71.3x2.1	4.42x2.81x0.083
TWIN DISC	3771G	BRONZE	-	12	EXT LG	166.5x116x2.2	6.56x4.57x0.085
TWIN DISC	P4251A.B.C	BRONZE	WAFFLE	76	EXT TH	164.1x103.1x2.8	6.46x4.06x0.11
TWIN DISC	P4366	BRONZE	WAFFLE	88	EXT TH	189.5x117.6x3.1	7.46x4.63x0.122
TWIN DISC	P4371	STEEL	-	45	INT TH	152.4x92.5x1.5	6x3.64x0.06
TWIN DISC	P4372	STEEL	-	42	INT TH	101.6x64.8x1.6	4x2.55x0.063
TWIN DISC	P4373	STEEL	-	52	INT TH	177.8x106.7x2.4	7x4.2x0.094
TWIN DISC	A4480A.B.M	BRONZE	WAFFLE	76	EXT TH	164.1x103.1x2.8	6.46x4.06x0.11
TWIN DISC	A4480G	BRONZE	SUNBURST	76	EXT TH	164x103x2.9	6.46x4.06x0.114
TWIN DISC	A4481A	STEEL	-	40	INT TH	152.4x82.3x1.6	6x3.24x0.063
TWIN DISC	A4488	BRONZE	WAFFLE	88	EXT TH	189.5x117.6x3.1	7.46x4.63x0.122
TWIN DISC	A4939	STEEL	-	45	INT TH	152.4x92.5x1.5	6x3.64x0.06
TWIN DISC	A6566E	BRONZE	SPR/RAD	12	EXT LG	236x139.7x3.1	9.29x5.5x0.122
TWIN DISC	A6567	STEEL	-	40	INT TH	203.2x122.8x2.3	8x4.83x0.091
TWIN DISC	A6567-E	STEEL	-	40	INT TH	203.2x122.9x4.7	8x4.84x0.185
TWIN DISC	P4374A.B	STEEL	DISHED	56	INT TH	203.2x138.4x2.3	8x5.45x0.091
TWIN DISC	P8381	BRONZE	WAFFLE	72	EXT TH	116.8x75.9x2.2	4.6x2.99x0.087
TWIN DISC	P8382	STEEL	-	45	INT TH	108.2x68.9x1.6	4.26x2.71x0.063
TWIN DISC	204097	STEEL	-	42	INT TH	101.6x64.8x1.6	4x2.55x0.063
TWIN DISC	215736	STEEL	-	56	INT TH	203.2x138.7x2.3	8x5.46x0.091
TWIN DISC	225102	STEEL	-	90	INT TH	316x225x2.2	12.44x8.86x0.085
TWIN DISC	205105C	BRONZE	SUNBURST	100	EXT TH	214.6x151.6x3.1	8.45x5.97x0.122

	BRAND	PART NUMBER	MATERIAL	GROOVE DETAILS	TEETH	TYPE	SIZE MM	SIZE INCH
	TWIN DISC	206063C	STEEL	-	64	INT TH	228.6x158.7x2.6	9x6.25x0.102
	TWIN DISC	206067C.T	BRONZE	SUNBURST	93	EXT TH	239.8x171.6x3.5	9.44x6.76x0.138
	TWIN DISC	206067J.Z	PAPER	WAFFLE	93	EXT TH	239.8x171.6x3.6	9.44x6.76x0.142
	TWIN DISC	206106C.K.P	BRONZE	SUNBURST	100	EXT TH	214.6x151.6x3.1	8.45x5.97x0.122
	TWIN DISC	206106X.Y	PAPER	SUNBURST	100	EXT TH	214.6x151.4x3.2	8.45x5.96x0.125
	TWIN DISC	206107B	STEEL	DISHED	56	INT TH	203.2x138.7x2.3	8x5.46x0.091
	TWIN DISC	206177A.M.N	BRONZE	WAFFLE	88	EXT TH	189.4x141.7x3.1	7.46x5.58x0.122
	TWIN DISC	206178D	STEEL	-	52	INT TH	177.8x128.2x2.3	7x5.05x0.091
	TWIN DISC	225103E	PAPER	2 PASS	129	EXT TH	332.5x240x3.3	13.09x9.45x0.13
		VOLVO	242716	GRAPHITE	SUNBURST	60	INT TH	212.6x145x4
VOLVO		326019	STEEL	-	44	INT TH	198.1x125.7x3	7.8x4.95x0.118
VOLVO		355402	BRONZE	SPIRAL	69	EXT TH	210.8x142.2x3.2	8.3x5.6x0.125
VOLVO		795322-7	STEEL	-	8	EXT LG	142.5x99.1x1.6	5.61x3.9x0.063
VOLVO		1171216	GRAPHITE	SUNBURST	72	INT TH	233.4x175.5x4	9.19x6.91x0.156
VOLVO		1528081-1	PAPER	2 PASS	30	INT TH	182.4x129.5x2.5	7.18x5.1x0.098
VOLVO		1529044	PAPER	2 PASS	71	INT TH	275.3x222.3x3.2	10.84x8.75x0.125
VOLVO		1650310-4	STEEL	-	48	EXT TH	232x171x2.5	9.13x6.73x0.098
VOLVO		1650313-8	STEEL	-	31	(32)EX TH	350x265.5x2.5	13.78x10.45x0.098
VOLVO		1650314-6	STEEL	-	31	(32)EX TH	349.5x277.5x2.5	13.76x10.92x0.098
	VOLVO	1650317-9	STEEL	-	31	(32)EX TH	350x265.5x3	13.78x10.45x0.118
	VOLVO	1650318-7	STEEL	-	31	(32)EX TH	349.5x277.5x3	13.76x10.92x0.118
	VOLVO	1650320-3	PAPER	2 PASS	65	INT TH	218x162x2.8	8.58x6.38x0.11
	VOLVO	1650322	PAPER	2 PASS	50	INT TH	315x246.5x3.7	12.4x9.7x0.146
	VOLVO	1650323-7	PAPER	2 PASS	54	INT TH	328x265x3.7	12.91x10.43x0.146
	VOLVO	1650357-5	STEEL	-	31	(32)EX TH	337x265.5x3.5	13.27x10.45x0.138
	VOLVO	1650358-3	STEEL	-	30	(32)EX TH	315x247x2.5	12.4x9.72x0.098
	VOLVO	1650388-0	PAPER	2 PASS	96	INT TH	294x240x3.8	11.57x9.45x0.15
	VOLVO	1650996-0	STEEL	-	31	(32)EX TH	337x265.5x3	13.27x10.45x0.118
	VOLVO	1663310	STEEL	-	32	INT TH	163x94x2.5	6.41x3.69x0.098
	VOLVO	1663327	STEEL	-	34	(45)EX TH	281x221x2.5	11.05x8.7x0.098
	VOLVO	1663345	STEEL	HOLES	24	(32)EX TH	306x237x2.5	12.03x9.3x0.098
	VOLVO	1663360	STEEL	-	24	(32)EX TH	306x237x2	12.03x9.3x0.079
	VOLVO	3095765	STEEL	-	24	(32)EX TH	306x237x3.5	12.03x9.3x0.137
	VOLVO	3097480	STEEL	-	8	EXT LG	417.6x354x3.5	16.44x14.33x0.138
	VOLVO	3097481	STEEL	-	8	EXT LG	417.6x354x3	16.44x14.33x0.118
	VOLVO	3097482	PAPER	RADIAL	36	INT LG	390x345x3.1	15.35x13.58x0.122
	VOLVO	4095205	STEEL	-	14	(20)EX TH	218.9x158.8x2.7	8.62x6.25x0.106
	VOLVO	4095206	BRONZE	SUNBURST	60	INT TH	195.1x145x4	7.68x5.71x0.156
	VOLVO	4095404	BACKPLATE	24 HOLES			457x393x4	17.99x15.47x0.157
VOLVO	4095411	GRAPHITE	SUNBURST	80	INT TH	326.9x247.9x5.5	12.87x9.76x0.216	

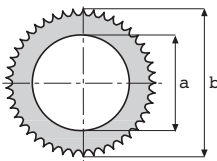
IT



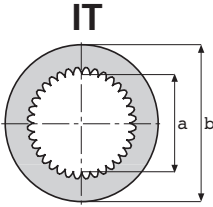
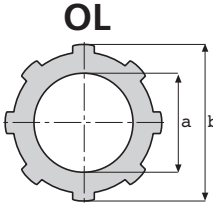
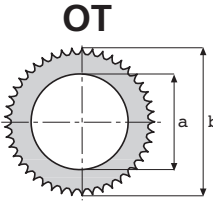



OL



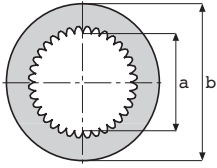
OT



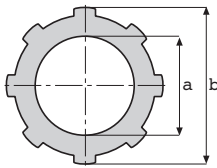
BRAND	PART NUMBER	MATERIAL	GROOVE DETAILS	TEETH	TYPE	SIZE MM	SIZE INCH
VOLVO	6231576	BRONZE	SPR/WAG	17	INT TH	224x50.8x4.9	8.82x2x0.193
VOLVO	6231577	STEEL	-	1	EXT LG	228.6x127x2.7	9x5x0.106
VOLVO	6609821	BRONZE	-	12	EXT LG	166.5x116x2.2	6.56x4.57x0.085
VOLVO	6609822	STEEL	DISHED	6	INT SL	152.4x89.5x1.6	6x3.52x0.063
VOLVO	8551061	STEEL	-	24	(32)EX TH	306x237x2	12.03x9.3x0.079
VOLVO	4.715.178	STEEL	-	40	INT TH	152x81.5x1.5	5.98x3.21x0.059
VOLVO	4.718.216	BRONZE	-	76	EXT TH	164x89x2.9	6.46x3.5x0.114
VOLVO	4.720.762-6	STEEL	-	45	INT TH	155x92.7x2	6.1x3.65x0.079
VOLVO	4.720.763-4	STEEL	-	45	INT TH	155x92.7x1.5	6.1x3.65x0.061
VOLVO	4.720.764-2	BRONZE	RAD/WAG	76	EXT TH	164x99.3x2	6.46x3.91x0.079
VOLVO	4.720.765-9	BRONZE	RAD/WAG	76	EXT TH	164x99.3x2	6.46x3.91x0.079
VOLVO	4.720.768-3	STEEL	END PLATE	45	INT TH	155x92.7x9	6.1x3.5x0.354
VOLVO	4.720.856-6	BRONZE	WAFFLE	48	EXT TH	202x133.3x2.7	7.95x5.25x0.106
VOLVO	4.720.857-4	STEEL	-	36	INT TH	193x125x2.8	7.6x4.92x0.11
VOLVO	4.720.944	BRONZE	SPR/WAG	23	INT TH	224x70.1x4.9	8.82x2.76x0.193
VOLVO	4.720.945	STEEL	-	1	EXT LG	228.6x127x2.7	9x5x0.106
VOLVO	4.780.005	BRONZE	SUNBURST	45	INT TH	133.1x92.7x1.6	5.24x3.65x0.063
VOLVO	4.786.524	PAPER	2 PASS	45	INT TH	133.1x92.7x1.6	5.24x3.65x0.063
VOLVO	4.786.525	BRONZE	SUNBURST	45	INT TH	133.1x92.7x1.6	5.24x3.65x0.063
VOLVO	4.871.796-1	PAPER	2 PASS	45	INT TH	133.1x92.7x1.6	5.24x3.65x0.063
VOLVO	4.871.966	STEEL	-	54	EXT LG	139.2x98.6x1.5	5.48x3.88x0.059
VOLVO	4.871.979	PAPER	2 PASS	45	INT TH	133.1x92.7x1.6	5.24x3.65x0.063
VOLVO	4.873.015-4	BRONZE	RAD/WAG	76	EXT TH	164x99.3x2	6.46x3.91x0.079
VOLVO	4.873.015-4	BRONZE	RADIAL	76	EXT TH	164x99.3x2	6.46x3.91x0.079
VOLVO	4.873.042-8	BRONZE	SUNBURST	45	INT TH	133.1x92.7x1.6	5.24x3.65x0.063
VOLVO	4.873.042-8	BRONZE	120 RADIAL	45	INT TH	133.1x92.7x1.6	5.24x3.65x0.063
VOLVO	4.873.043-6	PAPER	2 PASS	45	INT TH	133.1x92.7x1.6	5.24x3.65x0.063
VOLVO	6.201.832	STEEL	-	12	EXT LG	317.7x268x3	12.51x10.55x0.118
VOLVO	6.213.302	BRONZE	SUNBURST	87	INT TH	306x258x3	12.05x10.16x0.118
VOLVO	6.643.999-03	BRONZE	SUNBURST	87	INT TH	306x258x3	12.05x10.16x0.118
VOLVO	6.645.112	BRONZE	SUNBURST	87	INT TH	306x258x3	12.05x10.16x0.118
VOLVO	8550570	PAPER	2 PASS	10	EXT LG	177x126x3	6.97x4.97x0.117
VOLVO	11035240	PAPER	WAFFLE	36	INT TH	269x60.5x8.6	10.59x2.38x0.339
VOLVO	11035574	PAPER	WAFFLE	54	INT TH	420x132.1x8.9	16.54x5.2x0.35
VOLVO	11036733-1	STEEL	-	30	(32)EX TH	315x247x3	12.4x9.72x0.118
VOLVO	11036734-9	STEEL	-	48	EXT TH	232x171x3	9.13x6.73x0.118
VOLVO	11037030-1	PAPER	2 PASS	23	INT TH	224x70.1x4.8	8.82x2.76x0.19
VOLVO	11037031-9	STEEL	-	1	EXT LG	228.6x127x2.7	9x5x0.106
VOLVO	11037145	STEEL	END PLATE	45	INT TH	155x92.7x9	6.1x3.5x0.354
VOLVO	11037156-4	STEEL	-	54	EXT LG	139.2x98.6x1.5	5.48x3.88x0.059
VOLVO	11037196-0	BRONZE	RAD/WAG	76	EXT TH	164x99.3x2	6.46x3.91x0.079

	BRAND	PART NUMBER	MATERIAL	GROOVE DETAILS	TEETH	TYPE	SIZE MM	SIZE INCH
     	VOLVO	11037196-0	BRONZE	RADIAL	76	EXT TH	164x99.3x2	6.46x3.91x0.079
	VOLVO	11037468-3	PAPER	2 PASS	54	INT TH	328x265x3.7	12.91x10.43x0.146
	VOLVO	11037469-1	PAPER	2 PASS	65	INT TH	218x162x2.8	8.58x6.38x0.11
	VOLVO	11037474-1	PAPER	2 PASS	96	INT TH	294x240x3.8	11.57x9.45x0.15
	VOLVO	11037475-8	PAPER	2 PASS	50	INT TH	315x246.5x3.7	12.63x9.7x0.146
	VOLVO	11037577	PAPER	2 PASS	29	INT TH	224x78x4.8	8.82x3.07x0.189
	VOLVO	11037661	KIT	-	-	-	-	-
	VOLVO	11037662	KIT	-	-	-	-	-
	VOLVO	11037663	KIT	-	-	-	-	-
	VOLVO	11037664	KIT	-	-	-	-	-
	VOLVO	11037828	STEEL	END PLATE	45	INT TH	155x92.7x9.8	6.1x3.5x0.386
	VOLVO	11038189	PAPER	2 PASS	54	INT TH	328x265x3.7	12.91x10.43x0.146
	VOLVO	11038191	PAPER	2 PASS	65	INT TH	218x162x2.8	8.58x6.38x0.11
	VOLVO	11038192	PAPER	2 PASS	96	INT TH	294x240x3.8	11.57x9.45x0.15
	VOLVO	11038193	PAPER	2 PASS	50	INT TH	315x246.5x3.7	12.4x9.7x0.146
	VOLVO	11038721	PAPER	2 PASS	65	INT TH	218x162x2.8	8.58x6.38x0.11
	VOLVO	11038722	PAPER	2 PASS	96	INT TH	294x240x3.8	11.57x9.45x0.15
	VOLVO	11038723	PAPER	2 PASS	50	INT TH	315x246.5x3.7	12.4x9.7x0.146
	VOLVO	11038724	PAPER	2 PASS	54	INT TH	328x265x3.7	12.91x10.43x0.146
	VOLVO	11038798	PAPER	2 PASS	54	INT TH	328x265x3.7	12.91x10.43x0.146
	VOLVO	11102271	PAPER/BRZ	WAFFLE	36	INT TH	419x100x9.5	16.5x3.94x0.374
	VOLVO	11102319	PAPER/BRZ	WAFFLE	36	INT TH	419x100x9.5	16.5x3.94x0.374
	VOLVO	11102321	PAPER/BRZ	WAFFLE	36	INT TH	360x100x9.5	14.17x3.94x0.374
	VOLVO	11102322	CARBON PA	WAFFLE	36	INT TH	269x65x9.5	10.59x2.56x0.374
	VOLVO	11103170	CARBON PA	WAFFLE	36	INT TH	269x65x9.5	10.59x2.56x0.374
	VOLVO	11103171	PAPER/BRZ	WAFFLE	36	INT TH	360x100x9.5	14.17x3.94x0.374
	VOLVO	ALTERNATIVE	CARBON PA	WAFFLE	36	INT TH	360x100x9.5	14.17x3.94x0.374
	VOLVO	11103172	PAPER/BRZ	WAFFLE	36	INT TH	419x100x9.5	16.5x3.94x0.374
	VOLVO	ALTERNATIVE	CARBON PA	WAFFLE	36	INT TH	419x100x9.5	16.5x3.94x0.374
	VOLVO	11103173	CARBON PA	WAFFLE	18	INT TH	460x97x9.5	18.11x3.82x0.374
	VOLVO	11143287	STEEL	-	42	EXT TH	471.6x322.3x5	18.57x12.69x0.197
	VOLVO	11143290	CARBON PA	3 PASS	61	INT TH	456.6x300.5x4.4	17.98x11.83x0.171
	VOLVO	11143365	CORK	-	42	EXT TH	471.6x322.5x6.9	18.57x12.7x0.272
VOLVO	11144415	KIT	-	-	-	-	-	
VOLVO	11144441	END PLATE	-	36	INT TH	192.7x124.8x9.1	7.59x4.91x0.356	
VOLVO	11144442	END PLATE	-	36	INT TH	192.7x124.8x9.8	7.59x4.91x0.384	
VOLVO	11144443	END PLATE	-	36	INT TH	192.7x124.8x10.6	7.59x4.91x0.415	
VOLVO	11144486	12 X FRICTION + 10 X STEEL + 2 X STEEL-	-	-	-	-	-	
VOLVO	11144487	7 X FRICTION + 6 X STEEL + 1 X STEEL	-	-	-	-	-	
VOLVO	11144604	Kit	-	-	-	-	-	
VOLVO	11144606	9 X FRICTION + 8 X STEEL + 1 X STEEL	-	-	-	-	-	

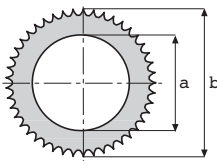
IT



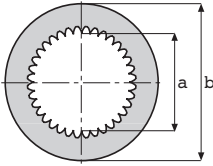
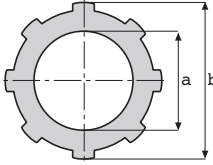
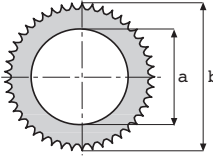

OL

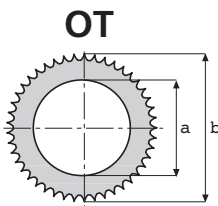
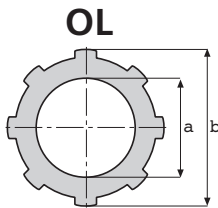
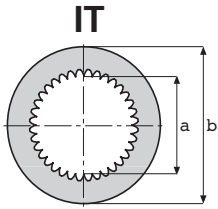


OT

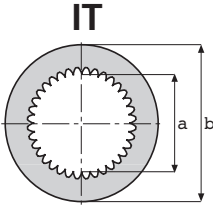
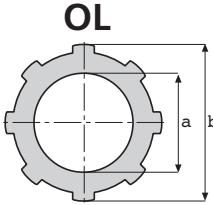
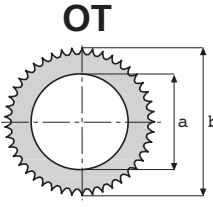





BRAND	PART NUMBER	MATERIAL	GROOVE DETAILS	TEETH	TYPE	SIZE MM	SIZE INCH
VOLVO	PART OF KIT	PAPER	WAFFLE	54	EXT TH	139.2x98.6x1.6	5.48x3.88x0.063
VOLVO	PART OF KIT	STEEL	-	45	INT TH	133.1x92.7x1.8	5.24x3.65x0.071
VOLVO	PART OF KIT	STEEL	-	45	INT TH	133.1x92.7x1.6	5.24x3.65x0.063
VOLVO	11144991	KIT	-	-	-	-	-
VOLVO	11144992	KIT	-	-	-	-	-
VOLVO	11145196	KIT	-	-	-	-	-
VOLVO	11145206	KIT	-	-	-	-	-
VOLVO	11145597	STEEL	-	48	EXT TH	232x171x2.5	9.13x6.73x0.098
VOLVO	11145598	STEEL	-	48	EXT TH	232x171x3	9.13x6.73x0.118
VOLVO	11418427	STEEL	-	48	EXT TH	232x171x2.4	9.13x6.73x0.094
VOLVO	11418428	STEEL	-	48	EXT TH	232x171x2.9	9.13x6.73x0.114
VOLVO	11418447	KIT	-	-	-	-	-
VOLVO	11418448	KIT	-	-	-	-	-
VOLVO	11418676	KIT	-	-	-	-	-
VOLVO	11418677	KIT	-	-	-	-	-
VOLVO	11700825	GRAPHITE	SUNBURST	34	(38)IN TH	456.7x313.7x7.8	17.98x12.35x0.308
VOLVO	11700826	STEEL	-	30	(55)EX TH	474x338.6x4.7	18.66x13.33x0.185
VOLVO	11701244	PAPER/BRZ	WAFFLE	36	INT TH	419x100x9.5	16.5x3.94x0.374
VOLVO	11702448	PAPER/BRZ	WAFFLE	36	INT TH	360x100x9.5	14.17x3.94x0.374
VOLVO	11702571	PAPER/BRZ	WAFFLE	36	INT TH	419x100x9.5	16.5x3.94x0.374
VOLVO	11703493-4	PAPER/BRZ	WAFFLE	36	INT TH	419x100x9.5	16.5x3.94x0.374
VOLVO	ALTERNATIVE	CARBON PA	WAFFLE	36	INT TH	419x100x9.5	16.5x3.94x0.374
VOLVO	11703544-4	PAPER/BRZ	WAFFLE	36	INT TH	360x100x9.5	14.17x3.94x0.374
VOLVO	ALTERNATIVE	CARBON PA	WAFFLE	36	INT TH	360x100x9.5	14.17x3.94x0.374
VOLVO	11703590	CARBON PA	WAFFLE	36	INT TH	269x65x9.5	10.59x2.56x0.374
VOLVO	11703615	STEEL	-	60	EXT TH	154.2x113.8x1.8	6.07x4.48x0.07
VOLVO	11703652	STEEL	-	14	(20)EX TH	218.9x158.8x2.7	8.62x6.25x0.106
VOLVO	11703761	CARBON PA	-	-	-	-	-
VOLVO	11703855	STEEL	-	35	INT TH	228.1x159x2.7	8.98x6.26x0.105
VOLVO	11703856	STEEL	-	16	(24)EX TH	257.2x190.5x2.7	10.13x7.5x0.106
VOLVO	11704644	STEEL	-	32	(42)EX TH	184.2x92.7x2.6	7.25x3.65x0.102
VOLVO	11704645	BRONZE	SUNBURST	19	INT TH	165.1x74.2x4	6.5x2.92x0.156
VOLVO	11704646	GRAPHITE	SUNBURST	60	INT TH	195.1x145x4	7.68x5.71x0.156
VOLVO	11704647	GRAPHITE	SUNBURST	72	INT TH	233.4x175.5x4	9.19x6.91x0.156
VOLVO	11704787	NYLON	16HOLES	96	INT TH	357.9x298.5x20.8	14.09x11.75x0.819
VOLVO	11704788	NYLON	24 HOLES	90	INT TH	451.1x374.9x28	17.76x14.76x1.102
VOLVO	11704882	STEEL	-	54	EXT TH	139.2x98.6x1.8	5.48x3.88x0.07
VOLVO	11705005	STEEL	-	67	(70)EX TH	191x130x2	7.52x5.12x0.079
VOLVO	11705006	STEEL	-	67	(70)EX TH	191x130x2.5	7.52x5.12x0.098
VOLVO	11705007	STEEL	-	67	(70)EX TH	191x130x3	7.52x5.12x0.118
VOLVO	11705008	PAPER	3 PASS	35	INT TH	179x103x3.5	7.05x4.05x0.138

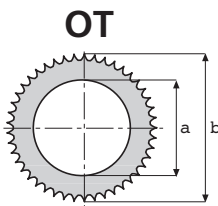
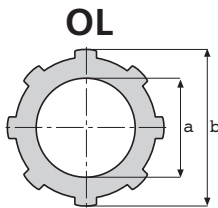
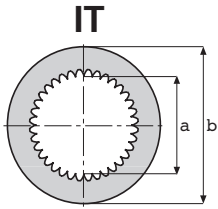
	BRAND	PART NUMBER	MATERIAL	GROOVE DETAILS	TEETH	TYPE	SIZE MM	SIZE INCH
<b>IT</b> 	VOLVO	11705168	STEEL	-	24	EXT TH	108.2x76.2x1.2	4.26x3x0.045
	VOLVO	11705172	BRONZE	SPR/RAD	34	INT TH	100x68.2x1.6	3.94x2.69x0.061
	VOLVO	11706058	STEEL	-	7	(28)EX TH	314.2x227.3x2	12.37x8.95x0.079
<b>OL</b> 	VOLVO	11706196	PAPER	RADIAL	46	INT TH	278x228x2.7	10.84x8.98x0.106
	VOLVO	11707321	BRONZE	SPR/RAD	48	INT TH	278x238x3	10.94x9.37x0.117
	VOLVO	11708345	PAPER	2 PASS	10	EXT LG	177x126x3	6.97x4.97x0.117
<b>OT</b> 	VOLVO	11708593	PAPER	RADIAL	46	INT TH	278x228x2.7	10.84x8.98x0.106
	VOLVO	11708805	PAPER	RADIAL	43	INT TH	257x212x3	10.11x8.34x0.117
	VOLVO	11709086	STEEL	-	6	EXT LG	151x98x2.5	5.94x3.86x0.098
	VOLVO	11709087	BRONZE	SUNBURST	45	INT TH	133x93x1.8	5.24x3.66x0.069
	VOLVO	11709332	PAPER	2 PASS	36	INT TH	223x71x4.9	8.78x2.8x0.191
	VOLVO	11709333	END PLATE	-	64	EXT TH	230x152.5x5	9.06x6x0.197
	VOLVO	11711970	GRAPHITE	SUNBURST	60	INT TH	212.6x145x4	8.37x5.71x0.156
	VOLVO	11712158	GRAPHITE	SUNBURST	72	INT TH	244.2x175.5x4	9.62x6.91x0.156
	VOLVO	11712159	GRAPHITE	SUNBURST	68	INT TH	327x236.1x4.8	12.88x9.3x0.188
	VOLVO	11712160	GRAPHITE	SUNBURST	60	INT TH	292.1x207x4	11.5x8.15x0.156
	VOLVO	11712162	GRAPHITE	SUNBURST	72	INT TH	233.4x175.5x4	9.19x6.91x0.157
	VOLVO	11712514	PAPER	RADIAL	46	INT TH	278x228x2.7	10.84x8.98x0.106
	VOLVO	11712599	STEEL	-	9	EXT LG	477.8x338.6x4.7	18.81x13.33x0.185
	VOLVO	11712763	PAPER	2 PASS	10	EXT LG	177x126x3	6.97x4.97x0.117
	VOLVO	11712765	GRAPHITE	SUNBURST	34	(38)IN TH	456.7x313.7x7.8	17.98x12.35x0.308
	VOLVO	11712953	KIT	-	-	-	-	-
	VOLVO	11712958	KIT	-	-	-	-	-
	VOLVO	11712966	KIT	-	-	-	-	-
	VOLVO	11712971	KIT	-	-	-	-	-
	VOLVO	11712997	KIT	-	-	-	-	-
	VOLVO	11713163	STEEL	-	9	EXT LG	477.8x338.6x4.7	18.81x13.33x0.185
	VOLVO	11716579	PAPER	WAFFLE	15	INT TH	289x43x6.7	11.38x1.69x0.262
	VOLVO	11716580	STEEL	-	3	EXT SL	335.5x188.4x5	13.21x7.42x0.197
	VOLVO	11716581	STEEL	-	3	EXT SL	335.5x188.4x8	13.21x7.42x0.315
	VOLVO	11988852	STEEL	-	81	EXT TH	243.6x152.1x2.5	9.59x5.99x0.098
	VOLVO	11988853	STEEL	-	81	EXT TH	243.5x153x3	9.59x6.02x0.118
	VOLVO	11988854	STEEL	-	81	EXT TH	243.6x152.1x2	9.59x5.99x0.079
	VOLVO	11988855	PAPER	3 PASS	48	INT TH	232.7x142x4	9.16x5.59x0.157
	VOLVO	11991091	STEEL	"M"	45	EXT TH	281x221x3	11.05x8.7x0.118
	VOLVO	11991092	PAPER	RADIAL	43	INT TH	257x212x3	10.11x8.34x0.117
	VOLVO	11991093	STEEL	-	34	(45)EX TH	281x221x2	11.05x8.7x0.079
	VOLVO	11991099	STEEL	-	32	INT TH	163x94x2	6.41x3.69x0.079
	VOLVO	11991100	PAPER	2 PASS	10	EXT LG	177x126x3	6.97x4.97x0.117
	VOLVO	11991116	STEEL	HOLES	24	(32)EX TH	306x237x3	12.03x9.3x0.118
	VOLVO	11991117	PAPER	RADIAL	46	INT TH	278x228x2.7	10.84x8.98x0.106



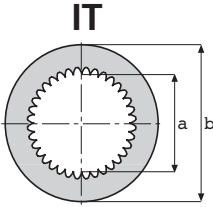
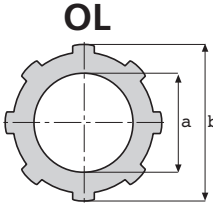
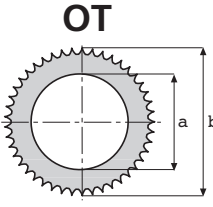



BRAND	PART NUMBER	MATERIAL	GROOVE DETAILS	TEETH	TYPE	SIZE MM	SIZE INCH
VOLVO	11991118	STEEL	HOLES	24	(32)EX TH	306x237x2	12.03x9.3x0.079
VOLVO	11991164	BRONZE	SPR/RAD	48	INT TH	278x238x3	10.94x9.37x0.117
VOLVO	11991165	STEEL	8 HOLES	24	(32)EX TH	306x247x2	12.03x9.72x0.079
VOLVO	11991283	PAPER	RADIAL	18	INT TH	329x285x3	12.96x11.24x0.117
VOLVO	11992887	STEEL	-	54	EXT TH	139.2x98.6x1.8	5.48x3.88x0.07
VOLVO	11992913	BRONZE	RADIAL	45	INT TH	133.1x92.7x2.3	5.24x3.65x0.09
VOLVO	11992955-2	END PLATE	STEPPED	54	EXT TH	139.2x98.6x9	5.48x3.88x0.354
VOLVO	11992958	BRONZE	RADIAL	45	INT TH	133.1x92.7x2.3	5.24x3.65x0.09
VOLVO	11993291	STEEL	-	24	(32)EX TH	306x237x3	12.03x9.3x0.118
VOLVO	11993759	STEEL	-	60	EXT TH	154.2x113.8x1.8	6.07x4.48x0.07
VOLVO	11993773	BRONZE	RADIAL	52	INT TH	148.6x107.7x2.6	5.85x4.24x0.102
VOLVO	11993812	BRONZE	RADIAL	52	INT TH	148.6x107.7x2.6	5.85x4.24x0.102
VOLVO	11993839	BRONZE	RADIAL	45	INT TH	133.1x92.7x2.4	5.24x3.65x0.093
VOLVO	11994241	BRONZE	SUNBURST	87	INT TH	306x258x3	12.05x10.16x0.118
VOLVO	11997188	PAPER	2 PASS	10	EXT LG	177x126x3	6.97x4.97x0.117
VOLVO	11997445	STEEL	-	9	EXT LG	477.8x338.6x4.7	18.81x13.33x0.185
VOLVO	11997446	GRAPHITE	SUNBURST	34	(38)IN TH	456.7x313.7x7.8	17.98x12.35x0.308
VOLVO	11997615	STEEL	HARDENED	28	INT TH	139.9x93.1x1.4	5.51x3.67x0.055
VOLVO	11997616	BRONZE	SPR/RAD	6	EXT LG	157x102x2.4	6.18x4.02x0.094
VOLVO	11997643	BRONZE	WAFFLE	22	INT TH	110x64x2.1	4.33x2.52x0.083
VOLVO	11997644	STEEL	HARDENED	6	EXT LG	121.9x72.5x1.5	4.8x2.85x0.059
VOLVO	11998591	STEEL	8 HOLES	24	(32)EX TH	306x247x2.5	12.03x9.72x0.098
VOLVO	11999371	PAPER	2 PASS	10	EXT LG	177x126x3	6.97x4.97x0.117
VOLVO	11999723-7	STEEL	-	40	EXT TH	260x191x2.6	10.24x7.52x0.1
VOLVO	11999724	GRAPHITE	SUNBURST	72	INT TH	244.2x175.5x4	9.62x6.91x0.156
VOLVO	11999748	STEEL	-	7	(28)EX TH	314.2x227.3x2.6	12.37x8.95x0.102
VOLVO	11999749-2	GRAPHITE	SUNBURST	60	INT TH	292.1x207x4	11.5x8.15x0.156
VOLVO	11999977	PAPER	WAFFLE	36	INT TH	269x60.5x8.6	10.59x2.38x0.339
VOLVO	12973349-9	STEEL	-	12	EXT LG	414.3x254x4.7	16.31x10x0.185
VOLVO	14012880-2	STEEL	SINEWAVED	3	INT TH	123x72.2x1.5	4.84x2.84x0.059
VOLVO	14043070-3	BRONZE	SPR/RAD	6	EXT LG	137x84x2.4	5.39x3.31x0.094
VOLVO	14506913	PAPER	3 PASS	54	(60)IN TH	448x300x5.1	17.64x11.81x0.2
VOLVO	14506914	STEEL	-	90	EXT TH	462x326x4.9	18.19x12.83x0.193
VOLVO	14506915	STEEL	-		RING	449.8x324.6x11	17.71x12.79x0.43
VOLVO	14520701	PAPER	3 PASS	57	INT TH	360x237x4.5	14.17x9.33x0.177
VOLVO	14529761	STEEL	-	8	EXT LG	163.7x139x1.7	6.44x5.47x0.067
VOLVO	14529762	PAPER	2 PASS	43	INT TH	155x129.4x2	6.1x5.09x0.079
VOLVO	14558958	CARBON PA	WAFFLE	8	EXT LG	262.7x155x4.5	10.34x6.1x0.177
VOLVO	15000093	KIT	-	-	-	-	-
VOLVO	15000108	KIT	-	-	-	-	-
VOLVO	15010426	CARBON PA	4 PASS	36	INT TH	413.4x100.3x10.5	16.28x3.95x0.413

	BRAND	PART NUMBER	MATERIAL	GROOVE DETAILS	TEETH	TYPE	SIZE MM	SIZE INCH
     	VOLVO	15010615	CARBON PA	4 PASS	18	INT TH	459.4x97.3x10.5	18.09x3.83x0.413
	VOLVO	15011845	CARBON PA	4 PASS	36	INT TH	353x100.3x10.5	13.9x3.95x0.413
	VOLVO	15017192	KIT	-	-	-	-	-
	VOLVO	15017294	KIT	-	-	-	-	-
	VOLVO	15017386	KIT	-	-	-	-	-
	VOLVO	15017373	KIT	-	-	-	-	-
	VOLVO	15023672	CARBON PA	4 PASS	36	INT TH	265.4x65.4x9.6	10.45x2.57x0.378
	VOLVO	15035796	KIT	-	-	-	-	-
	VOLVO	15035797	KIT	-	-	-	-	-
	VOLVO	15035798	KIT	-	-	-	-	-
	VOLVO	15035799	KIT	-	-	-	-	-
	VOLVO	15035800	KIT	-	-	-	-	-
	VOLVO	15045122	KIT	-	-	-	-	-
	VOLVO	15045125	KIT	-	-	-	-	-
	VOLVO	15067329	STEEL	-	48	EXT TH	232x171x2.9	9.13x6.73x0.114
	VOLVO	15067330	STEEL	-	48	EXT TH	232x171x2.4	9.13x6.73x0.94
	VOLVO	15067331	STEEL	-	30	(32)EX TH	315x247x2.5	12.4x9.72x0.098
	VOLVO	15067332	STEEL	-	30	(32)EX TH	315x247x3	12.4x9.72x0.118
	VOLVO	15067333	STEEL	-	31	(32)EX TH	337x265.5x3	13.27x10.45x0.118
	VOLVO	15067334	STEEL	-	31	(32)EX TH	337x265.5x3.5	13.27x10.45x0.138
	VOLVO	15067335	STEEL	-	31	(32)EX TH	349.5x277.5x2.5	13.76x10.92x0.098
	VOLVO	15067336	STEEL	-	31	(32)EX TH	349.5x277.5x3	13.76x10.92x0.118
	VOLVO	15067337	STEEL	-	31	(32)EX TH	350x265.5x2.5	13.78x10.45x0.098
	VOLVO	15067338	STEEL	-	31	(32)EX TH	350x265.5x3	13.78x10.45x0.118
	VOLVO	15275520	GRAPHITE	SUNBURST	34	(38)IN TH	456.7x313.7x7.8	17.98x12.35x0.308
	VOLVO	15275521	STEEL	-	30	(55)EX TH	474x338.6x4.7	18.66x13.33x0.185
	VOLVO	17205742	PAPER	2 PASS	96	INT TH	294x240x3.8	11.57x9.45x0.15
	VOLVO	40188229	MOLYBDENUM	SPR/RAD	44	INT TH	191.3x94.2x4.1	7.53x3.71x0.161
	VOLVO	Torque Converter	BRONZE	SPIRAL	71	INT TH	393x350x3.3	15.47x13.78x0.13
	VOLVO	Torque Converter	STEEL	-	80	EXT TH	402x363x2	15.83x14.29x0.079
	YALE	630 243	BRONZE	SUNBURST	37	EXT TH	192x117.6x2.4	7.56x4.63x0.094
	YALE	641 409	STEEL	-	36	(42)IN TH	176.3x102.6x2	6.94x4.04x0.079
	YALE	4907850	STEEL	-	64	EXT TH	205.5x145.3x1.7	8.09x5.72x0.067
YALE	059-217-900	STEEL	-	64	EXT TH	205.5x145.3x1.7	8.09x5.72x0.067	
YALE	059-218-000	BRONZE	SUNBURST	43	(44)IN TH	196.9x137.7x2.8	7.75x5.42x0.109	
YALE	0805288-00	STEEL	FLEXI PLATE	6	HOLE	339.7x133.4x1.5	13.37x5.25x0.059	
YALE	1341424-00	STEEL	REINF PLATE	6	HOLE	186.5x132x2.1	7.34x5.2x0.83	
YALE	1341464-00	STEEL	FLEXI PLATE	6	HOLE	339.7x133.4x1.5	13.37x5.25x0.059	
YALE	1368471-00	STEEL	FLEXI PLATE	-	-	-	-	
YALE	2200125-94	END PLATE	STEPPED	4	EXT LG	129x74x5	5.08x2.91x0.197	

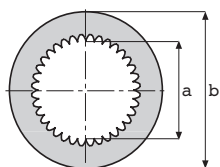




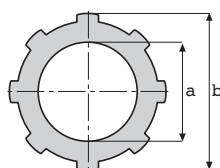
BRAND	PART NUMBER	MATERIAL	GROOVE DETAILS	TEETH	TYPE	SIZE MM	SIZE INCH
YALE	505-971-559	PAPER	2 PASS	45	INT TH	133.1x92.7x2.1	5.24x3.65x0.083
YALE	505-971-578	STEEL	-	54	EXT TH	139.2x98.6x3	5.48x3.88x0.118
YALE	514-132-600	STEEL	-	35	(39)IN TH	136.7x60.5x1.8	5.38x2.38x0.072
YALE	518-470-818	STEEL	-	54	EXT TH	139.2x98.6x3	5.48x3.88x0.118
YALE	518-470-819	PAPER	2 PASS	45	INT TH	133.1x92.7x2.1	5.24x3.65x0.083
YALE	519-744-400	PAPER	2 PASS	12	EXT LG	147.3x81.5x2.5	5.8x3.21x0.1
YALE	580-001-691	END PLATE	-	54	EXT TH	138.8x98.8x6.3	5.46x3.89x0.248
YALE	580-014-555	PAPER	2 PASS	45	INT TH	133.1x92.7x2.1	5.24x3.65x0.083
YALE	580-019-516	PAPER	2 PASS	45	INT TH	133.1x92.7x2.5	5.24x3.65x0.1
YALE	580-020-036	STEEL	-	54	EXT TH	139.2x98.6x2.5	5.48x3.88x0.1
YALE	580-081-744	PAPER	WAFFLE	14	INT TH	229x45x5	9.02x1.77x0.197
YALE	580-081-745	STEEL	-	4	EXT LG	250.7x179.9x5	9.87x7.08x0.197
YALE	750-110-9000	STEEL	-	8	EXT LG	152.6x87x2	6x3.43x0.079
YALE	750-112-5000	PAPER	2 PASS	41	INT TH	125x68.6x2.6	4.92x2.7x0.102
YALE	750-115-5000	PAPER	2 PASS	41	INT TH	125x68.6x2.6	4.92x2.7x0.102
YALE	800-083-842	PAPER	2 PASS	45	INT TH	133.1x92.7x2.5	5.24x3.65x0.1
YALE	900-485-806	STEEL	-	35	(39)IN TH	136.7x60.5x1.8	5.38x2.38x0.072
YALE	900-485-807	PAPER	2 PASS	12	EXT LG	147.3x81.5x2.5	5.8x3.21x0.1
YALE	900-682-813	BRONZE	SUN/WAG	66	EXT TH	142.6x85.7x2.8	5.61x3.37x0.11
YALE	900-682-814	STEEL	-	38	INT TH	133x77x1.5	5.24x3.03x0.059
YALE	900-952-803	STEEL	-	8	EXT LG	149.9x87.4x2.3	5.9x3.44x0.091
YALE	900-952-804	PAPER	2 PASS	38	INT TH	133.6x77x2.8	5.26x3.03x0.11
YALE	900-952-824	PAPER	2 PASS	38	INT TH	133.6x77x3	5.26x3.03x0.118
YALE	901-194-880	STEEL	-	8	EXT LG	136.2x80x1.6	5.37x3.15x0.063
YALE	902-152-850	STEEL	-	42	EXT TH	131.4x80x1.6	5.17x3.15x0.063
Z.F.	0000 475 824	BRONZE	SUNBURST	65	EXT TH	137x105.2x2	5.39x4.14x0.079
Z.F.	0000 475 825	STEEL	-	36	INT TH	130x90x2	5.12x3.54x0.079
Z.F.	0007 302 727	PAPER	2 PASS	24	INT TH	143x110x1.6	5.63x4.33x0.064
Z.F.	0212 120 215	BRONZE	WAFFLE	6	EXT LG	136.4x92x2.4	5.37x3.62x0.094
Z.F.	0212 120 315	STEEL	-	21	INT TH	122.6x82.1x1.5	4.83x3.23x0.059
Z.F.	0501 201 291	PAPER	WAFFLE	40	INT TH	119.7x79x1.6	4.71x3.11x0.063
Z.F.	0501 208 067	PAPER	4 PASS	42	INT TH	340x206x5.5	13.39x8.11x0.217
Z.F.	0501 208 264	PAPER	4 PASS	34	INT TH	277x167x4.5	10.91x6.57x0.177
Z.F.	0501 208 435	PAPER	4 PASS	42	INT TH	340x206x5.5	13.39x8.11x0.217
Z.F.	0501 208 457	PAPER	4 PASS	34	INT TH	277x167x4.5	10.91x6.57x0.177
Z.F.	0501 208 883	BRONZE	SUNBURST	64	EXT TH	196x142x2.5	7.72x5.59x0.096
Z.F.	0501 208 884	BRNZ/PLN	SUNBURST	64	EXT TH	196x142x2	7.72x5.59x0.077
Z.F.	0501 209 446	PAPER	RADIAL	30	INT LG	329x285x3	12.96x11.24x0.117
Z.F.	0501 210 131	PAPER	2 PASS	35	EXT TH	177.5x109x2	6.99x4.29x0.079
Z.F.	0501 210 138	CARBON PA	RADIAL	64	EXT TH	196x142x2.6	7.72x5.59x0.1

	BRAND	PART NUMBER	MATERIAL	GROOVE DETAILS	TEETH	TYPE	SIZE MM	SIZE INCH
     	Z.F.	0501 210 139	CARBON PA	RADIAL/PLAIN	64	EXT TH	196x142x2	7.72x5.59x0.079
	Z.F.	0501 210 290	PAPER	WAFFLE/WAVED	40	INT TH	119.7x79x1.6	4.71x3.11x0.063
	Z.F.	0501 210 918	CARBON PA	RADIAL	34	EXT TH	177.4x111.5x2.5	6.98x4.39x0.098
	Z.F.	0501 210 920	PAPER/PLAIN	RADIAL	44	EXT TH	158.8x111.5x1.9	6.25x4.39x0.075
	Z.F.	0501 212 249	AFP	3 PASS	66	INT TH	378x326x3.1	14.88x12.83x0.12
	Z.F.	0501 212 249	PAPER	3 PASS	66	INT TH	378x326x3.1	14.88x12.83x0.12
	Z.F.	0501 212 368	PAPER/PLAIN	RADIAL	27	EXT TH	137x93.7x1.9	5.39x3.69x0.073
	Z.F.	0501 212 369	CARBON PA	RADIAL	27	EXT TH	137x93.7x2.5	5.39x3.69x0.098
	Z.F.	0501 212 370	CARBON PA	RADIAL	34	EXT TH	177.4x111.5x2.5	6.98x4.39x0.098
	Z.F.	0501 212 371	PAPER/PLAIN	RADIAL	34	EXT TH	177.4x111.5x1.9	6.98x4.39x0.075
	Z.F.	0501 212 372	CARBON PA	RADIAL	44	EXT TH	158.8x111.5x2.5	6.25x4.39x0.098
	Z.F.	0501 212 373	PAPER/PLAIN	RADIAL	44	EXT TH	158.8x111.5x1.9	6.25x4.39x0.075
	Z.F.	0501 212 443	PAPER	WAFFLE	78	INT TH	446x312x4.8	17.56x12.28x0.187
	Z.F.	0501 212 619	PAPER	WAFFLE/WAVED	40	INT TH	119.7x79x1.6	4.71x3.11x0.063
	Z.F.	0501 212 620	PAPER	WAFFLE	40	INT TH	119.7x79x1.6	4.71x3.11x0.063
	Z.F.	0501 213 016	BRONZE	WAF/WAG	34	INT TH	104x68x1.6	4.09x2.68x0.063
	Z.F.	0501 213 150	PAPER	3 PASS	59	INT TH	339x291x3	13.35x11.46x0.118
	Z.F.	0501 213 172	PAPER	2 PASS	10	EXT LG	177x126x3	6.97x4.97x0.117
	Z.F.	0501 213 173	PAPER	RADIAL	43	INT TH	257x212x3	10.11x8.34x0.117
	Z.F.	0501 213 174	PAPER	RADIAL	46	INT TH	278x228x2.7	10.84x8.98x0.106
	Z.F.	0501 213 393	CARBON PA	RADIAL	64	EXT TH	196x142x3.4	7.72x5.59x0.132
	Z.F.	0501 214 260	CARBON PA	WAFFLE	34	INT TH	109.7x68.4x1.6	4.32x2.69x0.063
	Z.F.	0501 214 901	BRONZE	SPR/RAD	35	EXT TH	176.5x142x3.3	6.95x5.59x0.128
	Z.F.	0501 215 074	GRAPHITE	SUNBURST	20	INT TH	200x59x4.3	7.87x2.32x0.169
	Z.F.	0501 215 477	GRAPHITE	SUNBURST	20	INT TH	200x59x4.5	7.87x2.32x0.177
	Z.F.	0501 216 833	PAPER	WAFFLE	10	EXT LG	252.7x180.6x2.5	9.95x7.11x0.098
	Z.F.	0501 217 387	PAPER	WAFFLE	10	EXT LG	211x149.4x2.5	8.31x5.88x0.098
	Z.F.	0501 308 325	BRONZE	SUNBURST	27	EXT TH	137.4x90.9x2	5.41x3.58x0.079
	Z.F.	0501 308 328	BRONZE	SUNBURST	35	EXT TH	177.5x109x2	6.99x4.29x0.079
	Z.F.	0501 309 265	BRONZE	SUNBURST	87	INT TH	306x258x3	12.05x10.16x0.118
	Z.F.	0501 309 329	BRONZE	SUNBURST	27	EXT TH	137.4x90.9x2	5.41x3.58x0.079
	Z.F.	0501 309 330	BRONZE	SUNBURST	35	EXT TH	177.5x109x2	6.99x4.29x0.079
	Z.F.	0501 309 534	BRONZE	SUNBURST	35	EXT TH	177.5x109x2	6.99x4.29x0.079
Z.F.	0501 309 541	BRONZE	SUNBURST	35	EXT TH	177.5x109x2	6.99x4.29x0.079	
Z.F.	0501 309 600	BRONZE	SUNBURST	27	EXT TH	137.4x90.9x2	5.41x3.58x0.079	
Z.F.	0501 310 174	BRONZE	SUNBURST	35	EXT TH	177.5x109x2	6.99x4.29x0.079	
Z.F.	0501 312 280	BRONZE	SUN-PLAIN	27	EXT TH	137.4x90.9x1.6	5.41x3.58x0.063	
Z.F.	0501 312 283	BRONZE	SUN-PLAIN	35	EXT TH	177.5x109x1.6	6.99x4.29x0.063	
Z.F.	0501 313 802	BRONZE	SUNBURST	30	EXT TH	118.3x77.3x2.2	4.66x3.04x0.087	
Z.F.	0501 314 381	BRONZE	SUN/WAG	35	INT TH	179x103x3.5	7.05x4.05x0.138	
Z.F.	0501 314 381	PAPER	3 PASS	35	INT TH	179x103x3.5	7.05x4.05x0.138	

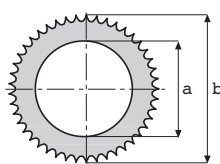
IT



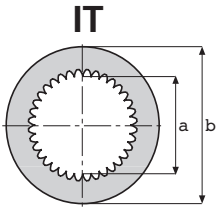
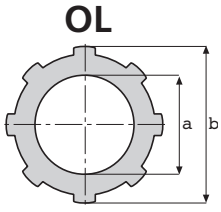
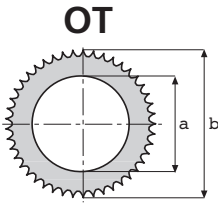



OL

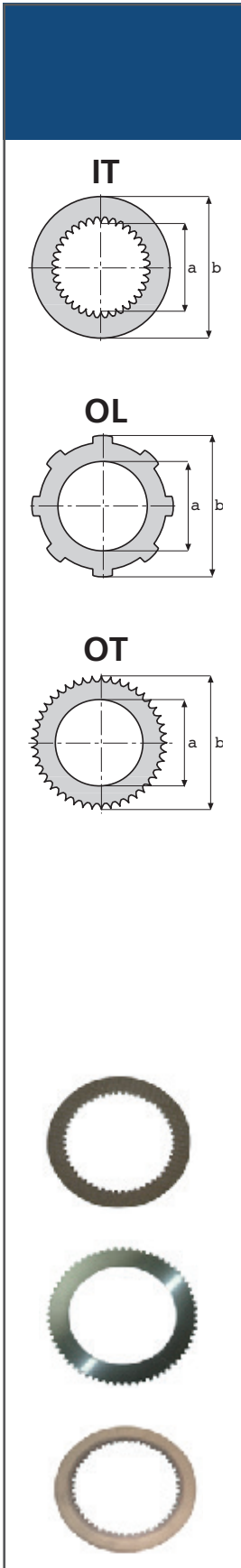


OT

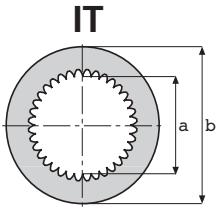
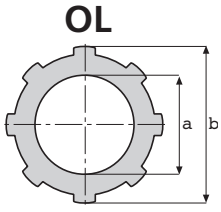
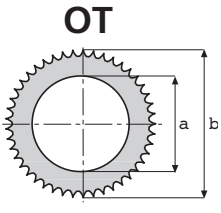





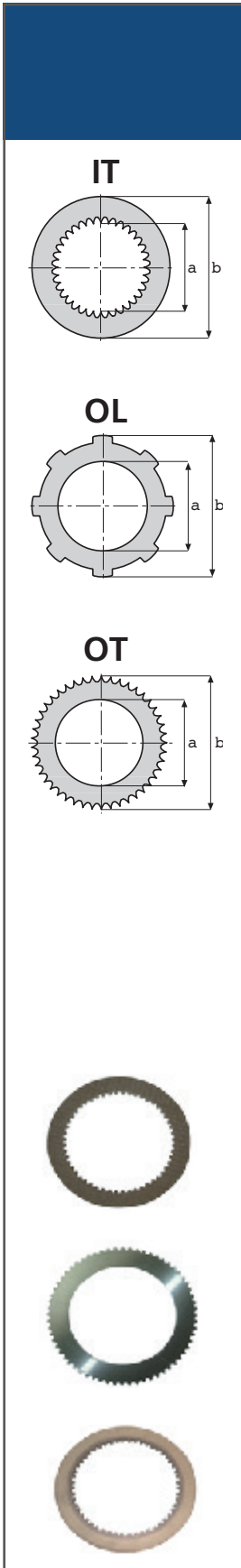
BRAND	PART NUMBER	MATERIAL	GROOVE DETAILS	TEETH	TYPE	SIZE MM	SIZE INCH
Z.F.	0501 314 382	PAPER	3 PASS	48	INT TH	232.7x142x4	9.16x5.59x0.157
Z.F.	0501 314 781	BRONZE	SPR/RAD	35	EXT TH	176.5x142x2.5	6.95x5.51x0.096
Z.F.	0501 314 782	BRNZ/PLN	SPR/RAD	35	EXT TH	176.5x142x2	6.95x5.51x0.077
Z.F.	0501 315 964	STEEL	-	30	EXT TH	130.9x86.8x1.8	5.15x3.42x0.071
Z.F.	0501 315 974	PAPER	3 PASS	15	INT TH	232x43x5.8	9.13x1.69x0.228
Z.F.	0501 316 027	CARBON PA	RADIAL	35	EXT TH	176.5x142x2.5	6.95x5.51x0.096
Z.F.	0501 316 028	CARBON PA	RADIAL/PLAIN	35	EXT TH	176.5x142x1.9	6.95x5.51x0.073
Z.F.	0501 316 380	BRONZE	SPR/RAD	35	INT TH	235.3x104.2x4.2	9.26x4.1x0.165
Z.F.	0501 316 590	STEEL	-	35	INT TH	129.6x84.8x2.5	5.1x3.34x0.098
Z.F.	0501 316 591	STEEL	-	42	INT TH	150.9x102.5x2.5	5.94x4.04x0.098
Z.F.	0501 316 592	STEEL	-	42	INT TH	167.8x102.5x2.5	6.61x4.04x0.098
Z.F.	0501 318 589	STEEL	-	8	EXT LG	410x336x3.5	16.14x13.23x0.138
Z.F.	0501 318 590	STEEL	-	8	EXT LG	410x336x4	16.14x13.23x0.157
Z.F.	0501 319 274	STEEL	-	30	EXT TH	130.9x86.8x1.8	5.15x3.42x0.071
Z.F.	0501 319 853	BRONZE	SUNBURST	65	EXT TH	137x105.2x1.8	5.39x4.14x0.071
Z.F.	0501 319 854	STEEL	-	36	INT TH	130x90x1.8	5.12x3.54x0.071
Z.F.	0501 320 305	STEEL	-	12	EXT LG	368x300x3.5	14.49x11.81x0.138
Z.F.	0501 320 306	STEEL	-	12	EXT LG	368x300x4	14.49x11.81x0.157
Z.F.	0501 320 969	PAPER	WAFFLE	36	INT TH	242.5x72x5.2	9.55x2.83x0.205
Z.F.	0501 321 410	STEEL	DISHED	30	EXT TH	119.8x75.3x1.8	4.72x2.96x0.071
Z.F.	0501 321 598	STEEL	HARDENED	8	EXT LG	247.7x156.7x6	9.75x6.17x0.236
Z.F.	0501 322 140	BRONZE	WAF/WAG	64	INT TH	345x252x3.8	13.58x9.92x0.15
Z.F.	0501 322 355	PAPER	3 PASS	48	INT TH	233x141.5x5.5	9.17x5.57x0.217
Z.F.	0501 323 004	CARBON PA	WAFFLE	8	EXT LG	262.7x155x4.5	10.34x6.1x0.177
Z.F.	0501 323 005	CARBON PA	WAFFLE	8	EXT LG	240x140x4.5	9.45x5.51x0.177
Z.F.	0501 323 108	STEEL	HARD/BLACK	45	INT TH	170x132.7x2.5	6.69x5.22x0.098
Z.F.	0501 323 109	STEEL	HARD/BLACK	45	INT TH	170x132.7x3	6.69x5.22x0.118
Z.F.	0501 323 110	STEEL	HARD/BLACK	45	INT TH	170x132.7x3.5	6.69x5.22x0.138
Z.F.	0501 323 111	STEEL	HARD/BLACK	45	INT TH	170x132.6x4.5	6.69x5.22x0.177
Z.F.	0501 323 352	PAPER/STL	WAFFLE	20	EXT LG	373.4x262.6x3.4	14.7x10.34x0.134
Z.F.	0501 323 355	PAPER	3 PASS	20	INT TH	233x59.5x5.5	9.17x2.34x0.217
Z.F.	0501 323 456	STEEL	-	4	EXT LG	251x153.6x4	9.88x6.05x0.157
Z.F.	0501 324 099	GRAPHITE	SUNBURST	28	INT TH	242.6x56.1x4.8	9.55x2.21x0.189
Z.F.	0501 324 153	GRAPHITE	SUN/RAD	28	INT TH	242.6x56.1x4.8	9.55x2.21x0.189
Z.F.	0501 324 155	STEEL	-	2	EXT LG	288x156x3	11.34x6.14x0.118
Z.F.	0501 324 156	STEEL	-	2	EXT LG	248x156x5	9.76x6.14x0.197
Z.F.	0501 324 785	STEEL	-	5	EXT LG	214.7x144.4x3	8.45x5.69x0.118
Z.F.	0501 325 244	STEEL	-	4	EXT LG	251x153.6x4	9.88x6.05x0.157
Z.F.	0501 348 023	STEEL	-	36	(48)IN TH	236x144.2x2.5	9.29x5.68x0.098
Z.F.	0501 348 025	STEEL	-	36	(48)IN TH	236x144.2x2	9.29x5.68x0.079
Z.F.	0730 105 150	STEEL	HARDENED		WASHER	46x26.2x1	1.81x1.03x0.039

	BRAND	PART NUMBER	MATERIAL	GROOVE DETAILS	TEETH	TYPE	SIZE MM	SIZE INCH
     	Z.F.	0750 140 009	BRONZE	SUNBURST	27	EXT TH	137.4x90.9x2	5.41x3.58x0.079
	Z.F.	0750 140 010	BRONZE	SUNBURST	35	EXT TH	177.5x109x2	6.99x4.29x0.079
	Z.F.	0750 140 011	BRONZE	SUNBURST	35	EXT TH	177x109x2.4	6.97x4.29x0.094
	Z.F.	0750 140 012	BRONZE	SUNBURST	27	EXT TH	137.4x90.9x2.4	5.41x3.58x0.094
	Z.F.	0750 140 013	BRONZE	SUNBURST	87	INT TH	306x258x3	12.05x10.16x0.118
	Z.F.	0750 140 028	PAPER	3 PASS	35	INT TH	179x103x3.5	7.05x4.05x0.138
	Z.F.	0750 140 029	PAPER	3 PASS	48	INT TH	232.7x142x4	9.16x5.59x0.157
	Z.F.	0750 140 049	STEEL	SINEWAVED	40	(41)IN TH	233x160.2x2.8	9.17x6.31x0.11
	Z.F.	0750 140 060	STEEL	-	4	EXT LG	251x153.6x4	9.88x6.05x0.157
	Z.F.	0899 312 912	STEEL	-	45	INT TH	170x132.7x4	6.69x5.22x0.157
	Z.F.	0899 316 757	BRONZE	SUNBURST	87	INT TH	306x258x3	12.05x10.16x0.118
	Z.F.	2093 213 018	PAPER	WAFFLE	10	EXT LG	211x149.4x2.5	8.31x5.88x0.098
	Z.F.	2093 313 060	STEEL	SINEWAVED	47	(48)IN TH	198x131.6x2.8	7.8x5.18x0.11
	Z.F.	2093 359 051	STEEL	-	36	INT TH	110.9x70.7x1.5	4.37x2.78x0.059
	Z.F.	2094 213 014	PAPER	WAFFLE	10	EXT LG	252.7x180.6x2.5	9.95x7.11x0.098
	Z.F.	3209 303 035	STEEL	-	35	INT TH	128.8x83x1.5	5.07x3.27x0.059
	Z.F.	3210 303 015	BRONZE	WAFFLE	68	EXT TH	137.5x91.2x2.1	5.41x3.59x0.083
	Z.F.	4061 310 116	MOLYBDENUM	SPR/WAG	46	(50)IN TH	117.5x62.6x2.6	4.63x2.46x0.102
	Z.F.	4061 310 125	STEEL	HARDENED	6	EXT SL	130x66.8x2.2	5.12x2.63x0.087
	Z.F.	4061 310 255	MOLYBDENUM	SPR/WAG	46	(50)IN TH	117.5x62.6x2.6	4.63x2.46x0.102
	Z.F.	4061 310 264	STEEL	HARDENED	6	EXT SL	130x66.8x2.2	5.12x2.63x0.087
	Z.F.	4061 310 265	STEEL	HARDENED	6	EXT SL	130x66.8x2.3	5.12x2.63x0.091
	Z.F.	4061 310 266	STEEL	HARDENED	6	EXT SL	130x66.8x2.4	5.12x2.63x0.094
	Z.F.	4061 310 267	STEEL	HARDENED	6	EXT SL	130x66.8x2.5	5.12x2.63x0.098
	Z.F.	4061 313 235	MOLYBDENUM	SPR/WAG	26	INT TH	147.8x75.4x3	5.82x2.97x0.118
	Z.F.	4061 316 165	MOLYBDENUM	SPR/WAG	40	INT TH	172x84.1x3	6.77x3.31x0.118
	Z.F.	4061 316 224	STEEL	HARDENED	4	EXT LG	189.8x92.1x2.9	7.47x3.63x0.114
	Z.F.	4061 316 227	STEEL	HARDENED	4	EXT LG	189.8x92.1x3.3	7.47x3.63x0.13
	Z.F.	4061 316 240	STEEL	HARDENED	4	EXT LG	189.9x92.1x3	7.47x3.63x0.118
	Z.F.	4061 316 243	STEEL	HARDENED	4	EXT LG	189.8x92.1x2.9	7.47x3.63x0.114
	Z.F.	4061 316 244	STEEL	HARDENED	4	EXT LG	189.8x92.1x3.1	7.47x3.63x0.122
	Z.F.	4061 316 245	STEEL	HARDENED	4	EXT LG	189.8x92.1x3.2	7.47x3.63x0.126
	Z.F.	4061 316 246	STEEL	HARDENED	4	EXT LG	189.8x92.1x3.3	7.47x3.63x0.13
Z.F.	4112 333 551	STEEL	-	12	EXT LG	320x268x3.5	12.6x10.55x0.138	
Z.F.	4128 310 017	STEEL	-	6	EXT LG	129.8x89.3x1.5	5.11x3.52x0.059	
Z.F.	4139 219 064	PAPER	2 PASS	29	INT TH	117.8x84x1.9	4.64x3.31x0.073	
Z.F.	4139 233 014	PAPER	2 PASS	10	EXT LG	177x126x3	6.97x4.97x0.117	
Z.F.	4139 233 025	PAPER	2 PASS	10	EXT LG	177x126x3	6.97x4.97x0.117	
Z.F.	4139 233 177	PAPER	RADIAL	43	INT TH	257x212x3	10.11x8.34x0.117	
Z.F.	4139 233 178	PAPER	RADIAL	46	INT TH	278x228x3	10.84x8.98x0.117	
Z.F.	4139 233 303	PAPER	RADIAL	46	INT TH	278x228x2.7	10.84x8.98x0.106	

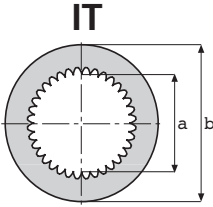
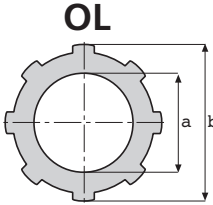
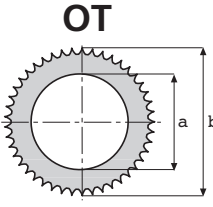





BRAND	PART NUMBER	MATERIAL	GROOVE DETAILS	TEETH	TYPE	SIZE MM	SIZE INCH
Z.F.	4139 233 307	PAPER	RADIAL	46	INT TH	278x228x2.7	10.84x8.98x0.106
Z.F.	4139 233 309	BRONZE	SPR/RAD	48	INT TH	278x238x3	10.94x9.37x0.117
Z.F.	4139 236 098	PAPER	RADIAL	18	INT TH	329x285x3	12.96x11.24x0.117
Z.F.	4139 270 021	PAPER	2 PASS	10	EXT LG	177x126x3	6.97x4.97x0.117
Z.F.	4139 270 025	PAPER	2 PASS	10	EXT LG	177x126x3	6.97x4.97x0.117
Z.F.	4139 270 032	PAPER	2 PASS	10	EXT LG	177x126x3	6.97x4.97x0.117
Z.F.	4139 270 034	PAPER	RADIAL	43	INT TH	257x212x3	10.11x8.34x0.117
Z.F.	4139 270 035	PAPER	2 PASS	10	EXT LG	177x126x3	6.97x4.97x0.117
Z.F.	4139 270 036	PAPER	RADIAL	43	INT TH	257x212x3	10.11x8.34x0.117
Z.F.	4139 333 009	STEEL	-	24	(32)EX TH	306x237x3.5	12.03x9.3x0.137
Z.F.	4139 333 015	STEEL	HOLES	24	(32)EX TH	306x237x2	12.03x9.3x0.079
Z.F.	4139 333 036	STEEL	-	32	INT TH	163x94x2	6.41x3.69x0.079
Z.F.	4139 333 172	STEEL	-	34	(45)EX TH	281x221x2	11.05x8.7x0.079
Z.F.	4139 333 187	STEEL	"M"	45	EXT TH	281x221x3	11.05x8.7x0.118
Z.F.	4139 333 263	STEEL	HOLES	24	(32)EX TH	306x237x3	12.03x9.3x0.118
Z.F.	4139 333 281	STEEL	-	24	(32)EX TH	281x221x3	11.05x8.7x0.118
Z.F.	4139 333 335	STEEL	8 HOLES	24	(32)EX TH	306x247x2	12.03x9.72x0.079
Z.F.	4139 333 373	STEEL	"M"	45	EXT TH	281x221x3	11.05x8.7x0.118
Z.F.	4139 333 437	STEEL	"S"	45	EXT TH	282x221x3	11.1x8.7x0.118
Z.F.	4139 333 480	STEEL	-	24	(32)EX TH	306x237x2	12.03x9.3x0.079
Z.F.	4139 333 745	STEEL	HOLES	24	(32)EX TH	306x237x2.5	12.03x9.3x0.098
Z.F.	4139 333 759	STEEL	-	34	(45)EX TH	281x221x2.5	11.05x8.7x0.098
Z.F.	4139 333 765	STEEL	-	32	INT TH	163x94x2.5	6.41x3.69x0.098
Z.F.	4139 333 766	STEEL	-	24	(32)EX TH	306x237x3	12.03x9.3x0.118
Z.F.	4139 333 768	STEEL	8 HOLES	24	(32)EX TH	306x247x2.5	12.03x9.72x0.098
Z.F.	4139 334 002	STEEL	-	12	EXT LG	360x301x2	14.16x11.85x0.079
Z.F.	4139 334 004	STEEL	-	12	EXT LG	360x301x2	14.16x11.85x0.079
Z.F.	4139 334 005	STEEL	-	12	EXT LG	360x301x4	14.16x11.85x0.157
Z.F.	4139 334 006	STEEL	-	12	EXT LG	360x301x3.5	14.16x11.85x0.137
Z.F.	4139 373 029	STEEL	-	24	(32)EX TH	306x237x2	12.03x9.3x0.079
Z.F.	4143 251 002	BRONZE	WAF/WAG	45	INT TH	187x132.6x3	7.36x5.22x0.118
Z.F.	4143 351 025	STEEL	HARD/BLACK	64	EXT TH	196.4x140x2.9	7.73x5.51x0.114
Z.F.	4143 352 058	STEEL	HARDENED	45	EXT TH	111.2x84.2x1.4	4.38x3.31x0.055
Z.F.	4149 333 009	STEEL	-	24	(32)EX TH	306x237x3.5	12.03x9.3x0.137
Z.F.	4149 333 760	STEEL	-	24	(32)EX TH	306x237x3.5	12.03x9.3x0.137
Z.F.	4149 370 001	STEEL	-	34	(45)EX TH	281x221x3	11.05x8.7x0.118
Z.F.	4149 370 004	STEEL	-	34	(45)EX TH	281x221x2.5	11.05x8.7x0.098
Z.F.	4149 370 005	STEEL	-	34	(45)EX TH	281x221x2	11.05x8.7x0.079
Z.F.	4166 236 098	PAPER	RADIAL	18	INT TH	329x285x3	12.96x11.24x0.117
Z.F.	4166 236 112	PAPER	RADIAL	18	INT TH	329x285x3	12.96x11.24x0.117
Z.F.	4166 236 129	PAPER	RADIAL	18	INT TH	329x285x3	12.96x11.24x0.117

	BRAND	PART NUMBER	MATERIAL	GROOVE DETAILS	TEETH	TYPE	SIZE MM	SIZE INCH
     	Z.F.	4166 236 134	PAPER	RADIAL	18	INT TH	329x285x3	12.96x11.24x0.117
	Z.F.	4166 238 042	AFP	RADIAL	36	INT LG	390x345x3.1	15.35x13.58x0.122
	Z.F.	4166 238 042	PAPER	RADIAL	36	INT LG	390x345x3.1	15.35x13.58x0.122
	Z.F.	4166 238 047	AFP	RADIAL	36	INT LG	390x345x3.1	15.35x13.58x0.122
	Z.F.	4166 238 047	PAPER	RADIAL	36	INT LG	390x345x3.1	15.35x13.58x0.122
	Z.F.	4166 263 114	PAPER	RADIAL	30	INT LG	329x285x3	12.96x11.24x0.117
	Z.F.	4166 338 202	STEEL	-	8	EXT LG	417.6x354x3	16.44x14.33x0.118
	Z.F.	4166 338 206	STEEL	-	8	EXT LG	417.6x354x3.5	16.44x14.33x0.138
	Z.F.	4462 305 075	STEEL	-	67	(70)EX TH	191x130x3	7.52x5.12x0.118
	Z.F.	4462 305 079	STEEL	-	67	(70)EX TH	191x130x2	7.52x5.12x0.079
	Z.F.	4462 305 080	STEEL	-	67	(70)EX TH	191x130x2.5	7.52x5.12x0.098
	Z.F.	4462 305 081	STEEL	-	67	(70)EX TH	191x130x3	7.52x5.12x0.118
	Z.F.	4462 305 084	STEEL	-	87	(90)EX TH	189.1x130.6x2.5	7.44x5.14x0.098
	Z.F.	4472 209 002	PAPER	3 PASS	48	INT TH	232.7x142x4	9.16x5.59x0.157
	Z.F.	4472 320 103	STEEL	-	81	EXT TH	243.6x152.1x2	9.59x5.99x0.079
	Z.F.	4472 320 104	STEEL	-	81	EXT TH	243.6x152.1x2.5	9.59x5.99x0.098
	Z.F.	4472 320 105	STEEL	-	81	EXT TH	243.5x153x3	9.59x6.02x0.118
	Z.F.	4472 347 018	STEEL	-	31	(40)IN TH	208x119x2.5	8.19x4.69x0.098
	Z.F.	4472 348 023	STEEL	-	36	(48)IN TH	236x144.2x2.5	9.29x5.68x0.098
	Z.F.	4472 348 024	STEEL	-	36	(48)IN TH	236x144.2x3	9.29x5.68x0.118
	Z.F.	4472 348 025	STEEL	-	36	(48)IN TH	236x144.2x2	9.29x5.68x0.079
	Z.F.	4474 205 001	PAPER	4 PASS	34	INT TH	277x167x4.5	10.91x6.57x0.177
	Z.F.	4474 252 008	PAPER	WAF/WAG	64	INT TH	345x252.1x4.7	13.58x9.93x0.185
	Z.F.	4474 252 023	PAPER	WAF/WAG	64	INT TH	345x252.1x4.7	13.58x9.93x0.185
	Z.F.	4474 252 033	PAPER	WAF/WAG	64	INT TH	345x252.1x4.7	13.58x9.93x0.185
	Z.F.	4474 304 048	STEEL	-	88	(91)EX TH	293x185x4.5	11.54x7.28x0.177
	Z.F.	4474 304 049	STEEL	-	88	(91)EX TH	293x185x4	11.54x7.28x0.157
	Z.F.	4474 305 202	STEEL	-	88	(91)EX TH	293x185x4	11.54x7.28x0.157
	Z.F.	4474 305 203	STEEL	-	88	(91)EX TH	293x185x4.5	11.54x7.28x0.177
	Z.F.	4474 308 082	STEEL	-	91	EXT TH	355x217x4.5	13.98x8.54x0.177
	Z.F.	4474 308 083	STEEL	-	91	EXT TH	355x217x5	13.98x8.54x0.197
	Z.F.	4474 308 084	STEEL	-	91	EXT TH	355x217x5.5	13.98x8.54x0.217
	Z.F.	4474 309 037	STEEL	-	91	EXT TH	355x217x4.5	13.98x8.54x0.177
Z.F.	4474 309 038	STEEL	-	91	EXT TH	355x217x5	13.98x8.54x0.197	
Z.F.	4474 309 039	STEEL	-	91	EXT TH	355x217x5.5	13.98x8.54x0.217	
Z.F.	4474 322 140	BRONZE	WAF/WAG	64	INT TH	345x252x3.8	13.58x9.92x0.15	
Z.F.	4474 352 052	STEEL	-	20	EXT LG	372.5x262.5x4	14.67x10.33x0.157	
Z.F.	4474 352 121	STEEL	-	20	EXT LG	372.5x262.5x2	14.67x10.33x0.079	
Z.F.	4474 352 157	STEEL	HARDENED	20	EXT LG	374x262x2.4	14.72x10.31x0.094	
Z.F.	4474 352 160	STEEL	-	20	EXT LG	372.5x262.5x4	14.67x10.33x0.157	
Z.F.	4474 352 002	STEEL	-	20	EXT LG	473x322x4	18.62x12.68x0.157	



BRAND	PART NUMBER	MATERIAL	GROOVE DETAILS	TEETH	TYPE	SIZE MM	SIZE INCH
Z.F.	4475 308 017	STEEL	-	81	EXT TH	243.5x153x4	9.59x6.02x0.157
Z.F.	4475 336 181	STEEL	-	5	EXT LG	210.6x158.5x3	8.29x6.24x0.118
Z.F.	4475 336 191	STEEL	-	5	EXT LG	210.6x158.5x2	8.29x6.24x0.079
Z.F.	4475 336 192	STEEL	-	5	EXT LG	210.6x158.5x2.5	8.29x6.24x0.098
Z.F.	4481 313 006	STEEL	HARDENED	4	EXT LG	164.8x82.4x2.9	6.49x4.24x0.114
Z.F.	4481 313 031	STEEL	HARDENED	4	EXT LG	164.8x82.4x2.8	6.49x4.24x0.11
Z.F.	4481 313 032	STEEL	HARDENED	4	EXT LG	164.8x82.4x2.9	6.49x4.24x0.114
Z.F.	4481 313 033	STEEL	HARDENED	4	EXT LG	164.8x82.4x3	6.49x4.24x0.118
Z.F.	4481 313 034	STEEL	HARDENED	4	EXT LG	164.8x82.4x3.1	6.49x4.24x0.122
Z.F.	4481 345 066	MOLYBDENUM	-	26	INT TH	84.7x51x1.5	3.33x2x0.059
Z.F.	4481 345 067	MOLYBDENUM	-	26	INT TH	84.7x51x3	3.33x2x0.118
Z.F.	4481 345 081	STEEL	HARDENED	4	EXT LG	102x60x1.5	4.02x2.36x0.059
Z.F.	4481 345 082	STEEL	HARDENED	4	EXT LG	102x60x1.4	4.02x2.36x0.055
Z.F.	4481 371 064	STEEL	HARDENED	16	EXT LG	171.6x105x4	6.76x4.13x0.157
Z.F.	4481 371 074	STEEL	HARDENED	16	EXT SL	171.6x105x1.2	6.76x4.13x0.047
Z.F.	4481 371 077	MOLYBDENUM	SPRWAG	44	INT TH	154.5x86.3x2.7	6.08x3.4x0.104
Z.F.	4481 371 104	MOLYBDENUM	-	31	INT TH	102.8x61.1x1.6	4.05x2.41x0.061
Z.F.	4481 371 106	STEEL	HARDENED	2	EXT LG	120x65.6x1.8	4.72x2.57x0.071
Z.F.	4481 371 107	STEEL	HARDENED	2	EXT LG	120x65.6x1.9	4.72x2.57x0.075
Z.F.	4481 371 108	STEEL	HARDENED	2	EXT LG	120x65.6x2	4.72x2.57x0.079
Z.F.	4616 208 002	BRONZE	SPR/RAD	42	EXT TH	212.5x154.5x2.5	8.37x6.08x0.098
Z.F.	4616 208 003	BRONZE	SPR/RAD	42	EXT TH	212.5x154.5x2.5	8.37x6.08x0.098
Z.F.	4616 223 003	BRONZE	SPR/RAD	75	INT TH	373.2x295.5x3.3	14.69x11.63x0.128
Z.F.	4616 308 035	STEEL	-	37	INT TH	204.6x143.8x2	8.06x5.66x0.079
Z.F.	4616 323 017	STEEL	-	14	EXT SL	399.5x310.3x3	15.73x12.22x0.118
Z.F.	4620 233 028	BRONZE	SUNBURST	87	INT TH	306x258x3	12.05x10.16x0.118
Z.F.	4620 233 055	BRONZE	SUNBURST	87	INT TH	306x258x3	12.05x10.16x0.118
Z.F.	4620 333 152	STEEL	-	12	EXT LG	317.7x268x3	12.51x10.55x0.118
Z.F.	4620 333 184	STEEL	-	12	EXT LG	317.7x268x3	12.51x10.55x0.118
Z.F.	4620 333 213	STEEL	-	12	EXT LG	320x268x2.5	12.6x10.55x0.098
Z.F.	4627 333 190	STEEL	HARDENED	10	EXT SL	212.4x164.2x1.8	8.36x6.46x0.069
Z.F.	4642 208 034	BRONZE	SUNBURST	27	EXT TH	137.4x90.9x2	5.41x3.58x0.079
Z.F.	4642 308 096	STEEL	-	29	INT TH	131.1x85.1x2	5.16x3.35x0.079
Z.F.	4642 308 107	STEEL	-	29	INT TH	131.1x85.1x2.5	5.16x3.35x0.098
Z.F.	4642 308 330	STEEL	-	29	INT TH	131.1x85.1x1.5	5.16x3.35x0.059
Z.F.	4642 308 331	STEEL	-	29	INT TH	131.1x85.1x2.5	5.16x3.35x0.098
Z.F.	4642 308 332	STEEL	-	29	INT TH	131.1x85.1x2	5.16x3.35x0.079
Z.F.	4644 208 013	STEEL	-	35	INT TH	170.9x102.9x2	6.73x4.05x0.079
Z.F.	4644 208 072	BRONZE	SUNBURST	35	EXT TH	177.5x109x2	6.99x4.29x0.079
Z.F.	4644 308 071	END PLATE	STEPPED	35	EXT TH	177.3x109.4x10.9	6.98x4.31x0.429
Z.F.	4644 308 328	STEEL	-	35	INT TH	170.9x102.9x1.5	6.73x4.05x0.059

	BRAND	PART NUMBER	MATERIAL	GROOVE DETAILS	TEETH	TYPE	SIZE MM	SIZE INCH
     	Z.F.	4644 308 329	STEEL	-	35	INT TH	170.9x102.9x2	6.73x4.05x0.079
	Z.F.	4644 308 330	STEEL	-	35	INT TH	170.9x102.9x2.5	6.73x4.05x0.098
	Z.F.	4644 308 365	STEEL	-	35	INT TH	170.9x102.9x3	6.73x4.05x0.118
	Z.F.	4645 251 004	BRONZE	SPR/RAD	34	INT TH	100x68.2x1.6	3.94x2.69x0.061
	Z.F.	4645 251 005	BRONZE	SPR/RAD	24	INT TH	143x109.8x1.6	5.63x4.32x0.061
	Z.F.	4645 251 021	BRONZE	SPR/RAD	34	INT TH	100x68.2x1.6	3.94x2.69x0.061
	Z.F.	4645 251 022	BRONZE	SPR/RAD	24	INT TH	143x109.8x1.6	5.63x4.32x0.061
	Z.F.	4645 351 020	STEEL	-	24	EXT TH	108.2x76.2x1.2	4.26x3x0.045
	Z.F.	4645 351 023	STEEL	-	12	EXT TH	156x119.2x1.2	6.14x4.69x0.045
	Z.F.	4646 323 017	STEEL	-	14	EXT SL	399.5x310.3x3	15.73x12.22x0.118
	Z.F.	4646 351 099	STEEL	-	45	INT TH	185x132.7x2.5	7.28x5.22x0.098
	Z.F.	4646 351 100	STEEL	-	45	INT TH	185x132.7x3	7.28x5.22x0.118
	Z.F.	4646 351 101	STEEL	-	45	INT TH	185x132.7x3.5	7.28x5.22x0.138
	Z.F.	4646 351 162	STEEL	-	45	INT TH	185x132.7x4	7.28x5.22x0.157
	Z.F.	4646 351 171	STEEL	-	45	INT TH	185x132.7x2.5	7.28x5.22x0.098
	Z.F.	4646 351 172	STEEL	-	45	INT TH	185x132.7x3	7.28x5.22x0.118
	Z.F.	4646 351 173	STEEL	-	45	INT TH	185x132.7x3.5	7.28x5.22x0.138
	Z.F.	4646 351 174	STEEL	-	45	INT TH	185x132.7x4	7.28x5.22x0.157
	Z.F.	4646 351 181	STEEL	-	45	INT TH	170x132.7x3.5	6.69x5.22x0.138
	Z.F.	4646 351 182	STEEL	-	45	INT TH	170x132.7x3	6.69x5.22x0.118
	Z.F.	4646 351 183	STEEL	-	45	INT TH	170x132.7x2.5	6.69x5.22x0.098
	Z.F.	4646 351 184	STEEL	-	45	INT TH	170x132.7x2	6.69x5.22x0.077
	Z.F.	4646 351 212	STEEL	-	45	INT TH	170x132.7x3.5	6.69x5.22x0.138
	Z.F.	4646 351 213	STEEL	-	45	INT TH	170x132.7x3	6.69x5.22x0.118
	Z.F.	4646 351 214	STEEL	-	45	INT TH	170x132.7x2.5	6.69x5.22x0.098
	Z.F.	4646 351 215	STEEL	-	45	INT TH	170x132.7x2	6.69x5.22x0.077
	Z.F.	4646 351 225	STEEL	-	45	INT TH	185x132.7x2	7.28x5.22x0.077
	Z.F.	4646 351 261	STEEL	-	45	INT TH	170x132.7x4	6.69x5.22x0.157
	Z.F.	4646 351 284	STEEL	-	45	INT TH	185x132.7x2.5	7.28x5.22x0.098
	Z.F.	4646 351 285	STEEL	-	45	INT TH	185x132.7x3	7.28x5.22x0.118
	Z.F.	4646 351 286	STEEL	-	45	INT TH	185x132.7x3.5	7.28x5.22x0.138
	Z.F.	4646 351 287	STEEL	-	45	INT TH	185x132.7x4	7.28x5.22x0.157
	Z.F.	5838 300 313	PAPER	WAFFLE	28	INT TH	223x56x4.4	8.78x2.2x0.173